



US00D681221S

(12) **United States Design Patent**
Chen

(10) **Patent No.:** **US D681,221 S**

(45) **Date of Patent:** **** Apr. 30, 2013**

(54) **VIBRATOR**

(76) Inventor: **Xueliang Chen**, Liaoyang (CN)

(**) Term: **14 Years**

(21) Appl. No.: **29/427,917**

(22) Filed: **Jul. 24, 2012**

(51) **LOC (9) Cl.** **28-03**

(52) **U.S. Cl.**
USPC **D24/215**

(58) **Field of Classification Search** D24/200,
D24/211, 212, 213, 214, 215; 601/114, 120,
601/121, 124, 125, 130, 131, 134, 135, 136,
601/137

See application file for complete search history.

(56) **References Cited**

U.S. PATENT DOCUMENTS

3,996,930 A *	12/1976	Sekulich	601/137
D273,132 S	3/1984	Moloff		
D340,527 S *	10/1993	Goodell	D24/211
D376,650 S	12/1996	Kain		
D426,311 S	6/2000	Horowitz et al.		
D454,959 S	3/2002	Harris et al.		
D476,087 S	6/2003	Dirks et al.		
D495,423 S	8/2004	Nan		
D495,424 S	8/2004	Nan		
D495,804 S	9/2004	Nan		
D499,811 S	12/2004	Nan		
D509,301 S	9/2005	Talbot et al.		
D517,217 S *	3/2006	Zou et al.	D24/215
D523,562 S	6/2006	Telford		

D539,432 S	3/2007	Nan		
D546,464 S *	7/2007	Savoia	D24/200
D605,779 S *	12/2009	Murison	D24/215
D609,818 S *	2/2010	Tsang et al.	D24/215
D616,559 S *	5/2010	Boyer	D24/200
D620,601 S	7/2010	TerMeer		
D623,306 S *	9/2010	Boyer	D24/200
D630,761 S	1/2011	Marshall		
D631,973 S	2/2011	Imboden et al.		
D631,974 S	2/2011	Imboden et al.		
7,931,605 B2 *	4/2011	Murison	601/70
D652,942 S *	1/2012	Murison	D24/215
D665,092 S *	8/2012	Sedic	D24/215
D665,094 S *	8/2012	Sedic	D24/215
2004/0230093 A1 *	11/2004	Marshall	600/38
2008/0009775 A1 *	1/2008	Murison	601/46
2011/0124959 A1 *	5/2011	Murison	600/38

* cited by examiner

Primary Examiner — Sandra Snapp

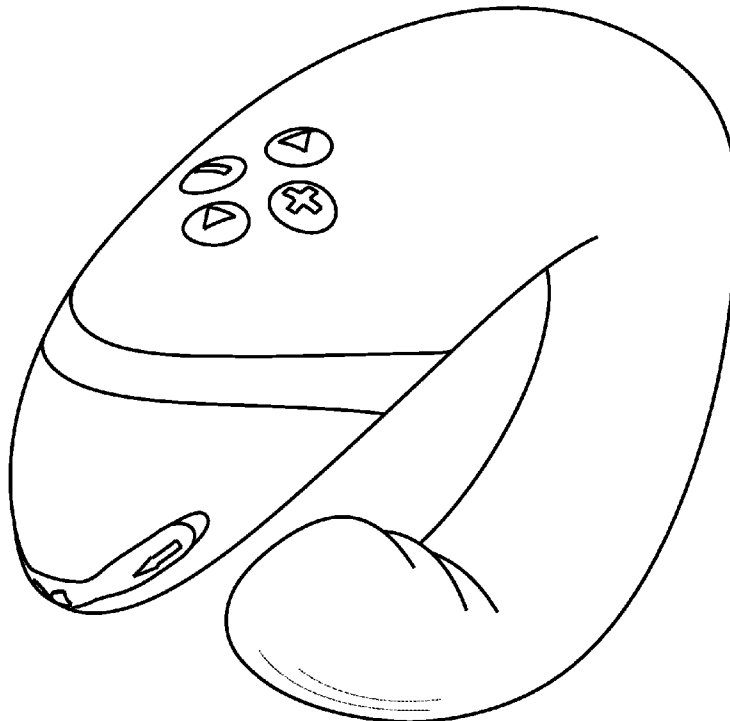
(57) **CLAIM**

We claim the ornamental design for a vibrator, as shown and described.

DESCRIPTION

FIG. 1 is a perspective view of the vibrator.
FIG. 2 is a front view thereof.
FIG. 3 is a left side view thereof.
FIG. 4 is a back view thereof.
FIG. 5 is a right side view thereof.
FIG. 6 is a top view thereof; and,
FIG. 7 is a bottom view thereof.

1 Claim, 7 Drawing Sheets



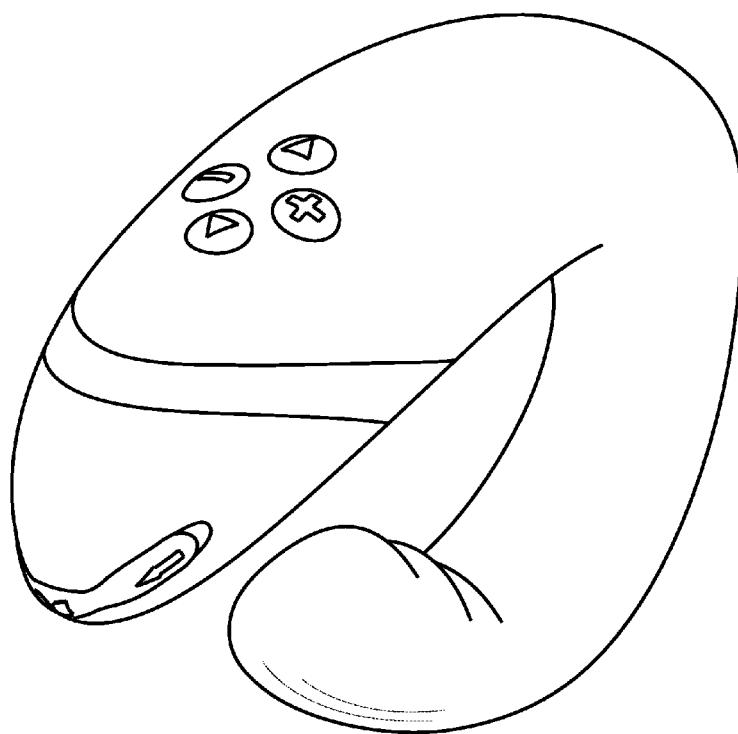


FIG. 1

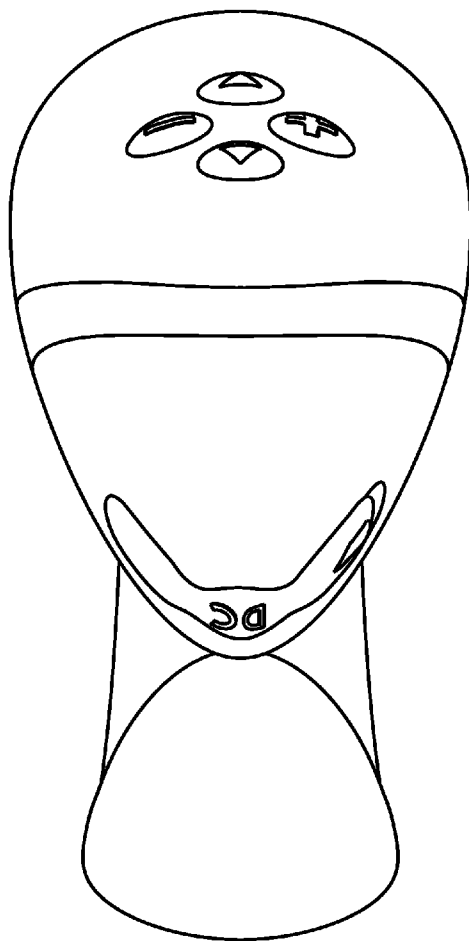


FIG. 2

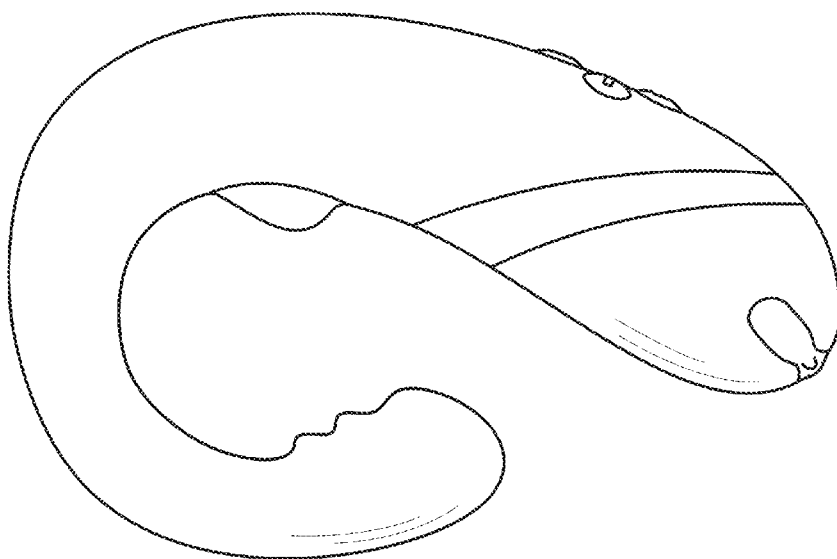


FIG. 3

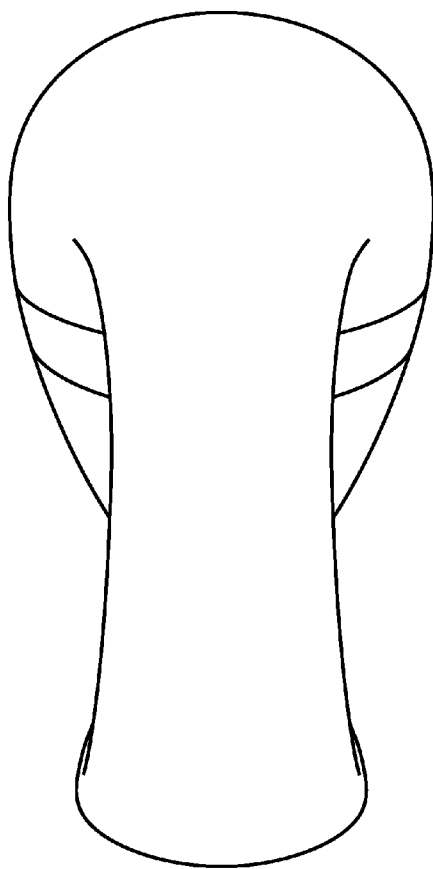


FIG. 4

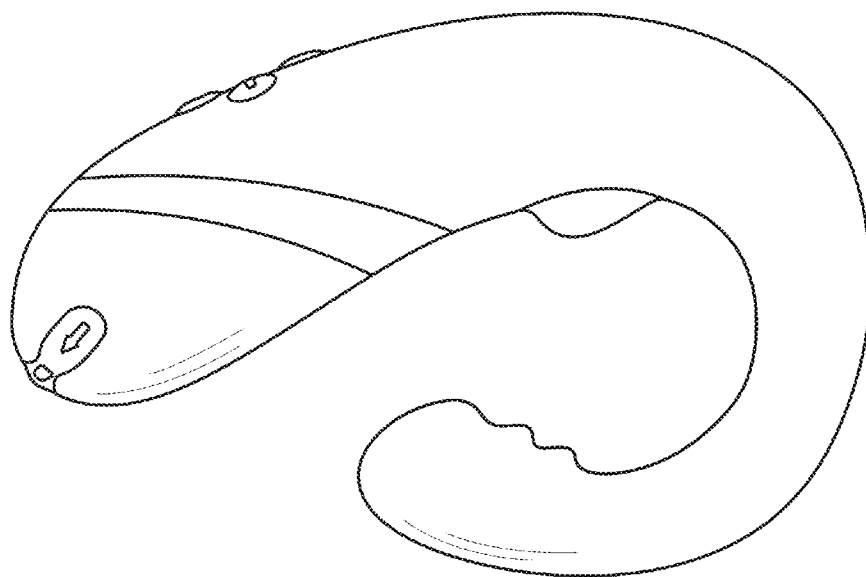


FIG. 5

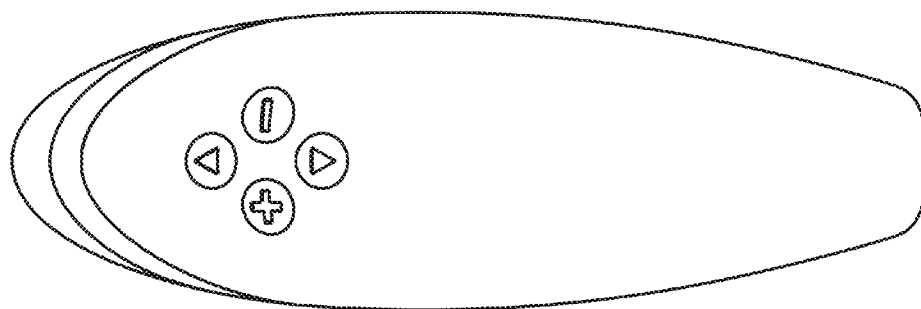


FIG. 6

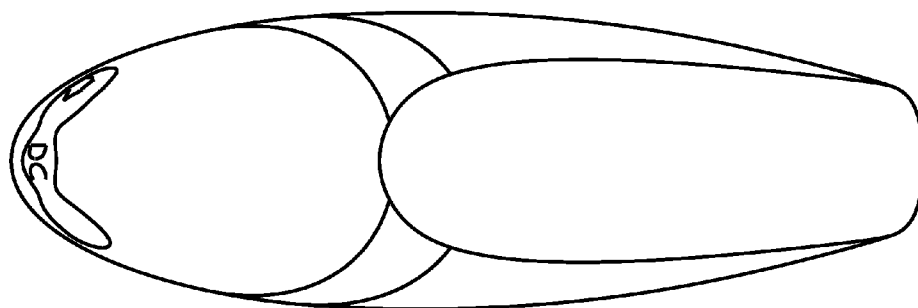


FIG. 7