



US012124903B2

(12) **United States Patent**  
**Wurmfeld**

(10) **Patent No.:** **US 12,124,903 B2**

(45) **Date of Patent:** **Oct. 22, 2024**

(54) **CARD WITH A TIME-SENSITIVE ELEMENT AND SYSTEMS AND METHODS FOR IMPLEMENTING THE SAME**

(71) Applicant: **Capital One Services, LLC**, McLean, VA (US)

(72) Inventor: **David Kelly Wurmfeld**, Melbourne, FL (US)

(73) Assignee: **Capital One Services, LLC**, McLean, VA (US)

(\* ) Notice: Subject to any disclaimer, the term of this patent is extended or adjusted under 35 U.S.C. 154(b) by 0 days.

(21) Appl. No.: **18/122,577**

(22) Filed: **Mar. 16, 2023**

(65) **Prior Publication Data**

US 2024/0311605 A1 Sep. 19, 2024

(51) **Int. Cl.**  
**G06K 19/077** (2006.01)

(52) **U.S. Cl.**  
CPC ..... **G06K 19/0772** (2013.01)

(58) **Field of Classification Search**  
CPC ..... G06K 19/0772  
USPC ..... 235/492  
See application file for complete search history.

(56) **References Cited**

U.S. PATENT DOCUMENTS

4,683,553 A	7/1987	Mollier
4,827,113 A	5/1989	Rikuna
4,910,773 A	3/1990	Hazard et al.
5,036,461 A	7/1991	Elliott et al.
5,363,448 A	11/1994	Koopman, Jr. et al.

5,377,270 A	12/1994	Koopman, Jr. et al.
5,533,126 A	7/1996	Hazard
5,537,314 A	7/1996	Kanter
5,592,553 A	1/1997	Guski et al.
5,616,901 A	4/1997	Crandall
5,666,415 A	9/1997	Kaufman
5,764,789 A	6/1998	Pare, Jr. et al.
5,768,373 A	6/1998	Lohstroh et al.
5,778,072 A	7/1998	Samar
5,796,827 A	8/1998	Coppersmith et al.
5,832,090 A	11/1998	Raspotnik
5,883,810 A	3/1999	Franklin et al.

(Continued)

FOREIGN PATENT DOCUMENTS

CA	3010336	7/2017
CN	101192295	6/2008

(Continued)

OTHER PUBLICATIONS

Batina, Lejla and Poll, Erik, "SmartCards and RFID," PowerPoint Presentation for IPA Security Course, Digital Security at University of Nijmegen, Netherlands (date unknown), 75 pages.

(Continued)

Primary Examiner — Allyson N Trail

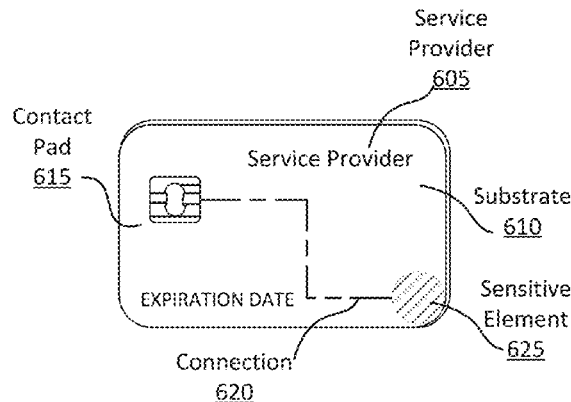
(74) Attorney, Agent, or Firm — KDW Firm PLLC; Andrew D. Kasnevich

(57) **ABSTRACT**

Exemplary embodiments disclose a card having a time-sensitive element and systems and methods for implementing the same. The card includes a sensitive element that, once activated, changes visually from one stage to a second stage, the second stage indicating the card's expiration. The system includes the card and a merchant device, and the method includes activating the sensitive element, triggering the starting event, and recording the activation date.

**20 Claims, 8 Drawing Sheets**

Card 600



(56)

References Cited

U.S. PATENT DOCUMENTS

5,901,874 A	5/1999	Deters	7,689,832 B2	3/2010	Talmor et al.	
5,929,413 A	7/1999	Gardner	7,703,142 B1	4/2010	Wilson et al.	
5,960,411 A	9/1999	Hartman et al.	7,742,367 B2*	6/2010	Haas .....	G04F 1/06 368/327
6,021,203 A	2/2000	Douceur et al.				
6,049,328 A	4/2000	Vanderheiden	7,748,609 B2	7/2010	Sachdeva et al.	
6,058,373 A	5/2000	Blinn et al.	7,748,617 B2	7/2010	Gray	
6,061,666 A	5/2000	Do et al.	7,748,636 B2	7/2010	Finn	
6,105,013 A	8/2000	Curry et al.	7,762,457 B2	7/2010	Bonalle et al.	
6,199,114 B1	3/2001	White et al.	7,789,302 B2	9/2010	Tame	
6,199,762 B1	3/2001	Hohle	7,793,851 B2	9/2010	Mullen	
6,216,227 B1	4/2001	Goldstein et al.	7,796,013 B2	9/2010	Murakami et al.	
6,227,447 B1	5/2001	Campisano	7,801,799 B1	9/2010	Brake, Jr. et al.	
6,282,522 B1	8/2001	Davis et al.	7,801,829 B2	9/2010	Gray et al.	
6,324,271 B1	11/2001	Sawyer et al.	7,805,755 B2	9/2010	Brown et al.	
6,342,844 B1	1/2002	Rozin	7,809,643 B2	10/2010	Phillips et al.	
6,367,011 B1	4/2002	Lee et al.	7,827,115 B2	11/2010	Weller et al.	
6,402,028 B1	6/2002	Graham, Jr. et al.	7,828,214 B2	11/2010	Narendra et al.	
6,438,550 B1	8/2002	Doyle et al.	7,848,746 B2	12/2010	Juels	
6,501,847 B2	12/2002	Helot et al.	7,882,553 B2	2/2011	Tuliani	
6,631,197 B1	10/2003	Taenzer	7,900,048 B2	3/2011	Andersson	
6,641,050 B2	11/2003	Kelley et al.	7,908,216 B1	3/2011	Davis et al.	
6,655,585 B2	12/2003	Shinn	7,922,082 B2	4/2011	Muscato	
6,662,020 B1	12/2003	Aaro et al.	7,933,589 B1	4/2011	Mamdani et al.	
6,721,706 B1	4/2004	Strubbe et al.	7,949,559 B2	5/2011	Freiberg	
6,731,778 B1	5/2004	Oda et al.	7,954,716 B2	6/2011	Narendra et al.	
6,779,115 B1	8/2004	Naim	7,954,723 B2	6/2011	Charrat	
6,792,533 B2	9/2004	Jablon	7,962,369 B2	6/2011	Rosenberg	
6,829,711 B1	12/2004	Kwok et al.	7,993,197 B2	8/2011	Mamdani et al.	
6,834,271 B1	12/2004	Hodgson et al.	8,005,426 B2	8/2011	Huomo et al.	
6,834,795 B1	12/2004	Rasmussen et al.	8,010,405 B1	8/2011	Bortolin et al.	
6,852,031 B1	2/2005	Rowe	RE42,762 E	9/2011	Shin	
6,865,547 B1	3/2005	Brake, Jr. et al.	8,041,954 B2	10/2011	Plesman	
6,873,260 B2	3/2005	Lancos et al.	8,060,012 B2	11/2011	Sklovsky et al.	
6,877,656 B1	4/2005	Jaros et al.	8,074,877 B2	12/2011	Mullen et al.	
6,889,198 B2	5/2005	Kawan	8,082,450 B2	12/2011	Frey et al.	
6,905,411 B2	6/2005	Nguyen et al.	8,095,113 B2	1/2012	Kean et al.	
6,910,627 B1	6/2005	Simpson-Young et al.	8,099,332 B2	1/2012	Lemay et al.	
6,916,130 B1*	7/2005	Holt .....	8,103,249 B2	1/2012	Markison	
			8,108,687 B2	1/2012	Ellis et al.	
			8,127,143 B2	2/2012	Abdallah et al.	
			8,135,648 B2	3/2012	Oram et al.	
			8,140,010 B2	3/2012	Symons et al.	
			8,141,136 B2	3/2012	Lee et al.	
6,971,031 B2	11/2005	Haala	8,150,321 B2	4/2012	Winter et al.	
6,990,588 B1	1/2006	Yasukura	8,150,767 B2	4/2012	Wankmueller	
7,006,986 B1	2/2006	Sines et al.	8,186,602 B2	5/2012	Itay et al.	
7,085,931 B1	8/2006	Smith et al.	8,196,131 B1	6/2012	von Behren et al.	
7,127,605 B1	10/2006	Montgomery et al.	8,215,563 B2	7/2012	Levy et al.	
7,128,274 B2	10/2006	Kelley et al.	8,224,753 B2	7/2012	Atef et al.	
7,140,550 B2	11/2006	Ramachandran	8,232,879 B2	7/2012	Davis	
7,152,045 B2	12/2006	Hoffman	8,233,841 B2	7/2012	Griffin et al.	
7,165,727 B2	1/2007	de Jong	8,245,292 B2	8/2012	Buer	
7,175,076 B1	2/2007	Block et al.	8,249,654 B1	8/2012	Zhu	
7,202,773 B1	4/2007	Oba et al.	8,266,451 B2	9/2012	Leydier et al.	
7,206,806 B2	4/2007	Pineau	8,285,329 B1	10/2012	Zhu	
7,232,073 B1	6/2007	de Jong	8,302,872 B2	11/2012	Mullen	
7,246,752 B2	7/2007	Brown	8,312,519 B1	11/2012	Bailey et al.	
7,254,569 B2	8/2007	Goodman et al.	8,316,237 B1	11/2012	Felsher et al.	
7,263,507 B1	8/2007	Brake, Jr. et al.	8,332,272 B2	12/2012	Fisher	
7,270,276 B2	9/2007	Vayssiere	8,343,437 B2*	1/2013	Patel .....	G01D 3/10 436/2
7,278,025 B2	10/2007	Saito et al.				
7,287,692 B1	10/2007	Patel et al.	8,365,988 B1	2/2013	Medina, III et al.	
7,290,709 B2	11/2007	Tsai et al.	8,369,960 B2	2/2013	Tran et al.	
7,306,143 B2	12/2007	Bonneau, Jr. et al.	8,371,501 B1	2/2013	Hopkins	
7,319,986 B2	1/2008	Praisner et al.	8,381,307 B2	2/2013	Cimino	
7,325,132 B2	1/2008	Takayama et al.	8,391,719 B2	3/2013	Alameh et al.	
7,373,515 B2	5/2008	Owen et al.	8,417,231 B2	4/2013	Sanding et al.	
7,374,099 B2	5/2008	de Jong	8,439,271 B2	5/2013	Smets et al.	
7,375,616 B2	5/2008	Rowse et al.	8,475,367 B1	7/2013	Yuen et al.	
7,380,710 B2	6/2008	Brown	8,489,112 B2	7/2013	Roeding et al.	
7,424,977 B2	9/2008	Smets et al.	8,511,542 B2	8/2013	Pan	
7,453,439 B1	11/2008	Kushler et al.	8,559,872 B2	10/2013	Butler	
7,472,829 B2	1/2009	Brown	8,566,916 B1	10/2013	Vernon et al.	
7,487,357 B2	2/2009	Smith et al.	8,567,670 B2	10/2013	Stanfield et al.	
7,568,631 B2	8/2009	Gibbs et al.	8,572,386 B2	10/2013	Takekawa et al.	
7,584,153 B2	9/2009	Brown et al.	8,577,810 B1	11/2013	Dalit et al.	
7,597,250 B2	10/2009	Finn	8,583,454 B2	11/2013	Beraja et al.	
7,628,322 B2	12/2009	Holtmanns et al.	8,589,335 B2	11/2013	Smith et al.	
7,652,578 B2	1/2010	Braun et al.	8,594,730 B2	11/2013	Bona et al.	

(56)		References Cited					
		U.S. PATENT DOCUMENTS					
8,615,468	B2	12/2013	Varadarajan	9,953,323	B2	4/2018	Candelore et al.
8,620,218	B2	12/2013	Awad	9,961,194	B1	5/2018	Wiechman et al.
8,667,285	B2	3/2014	Coulier et al.	9,965,756	B2	5/2018	Davis et al.
8,723,941	B1	5/2014	Shirbabadi et al.	9,965,911	B2	5/2018	Wishne
8,726,405	B1	5/2014	Bailey et al.	9,978,058	B2	5/2018	Wurmfeld et al.
8,740,073	B2	6/2014	Vijayshankar et al.	10,043,164	B2	8/2018	Dogin et al.
8,750,514	B2	6/2014	Gallo et al.	10,075,437	B1	9/2018	Costigan et al.
8,752,189	B2	6/2014	De Jong	10,129,648	B1	11/2018	Hernandez et al.
8,794,509	B2	8/2014	Bishop et al.	10,133,979	B1	11/2018	Eidam et al.
8,799,668	B2	8/2014	Cheng	10,217,105	B1	2/2019	Sangi et al.
8,806,592	B2	8/2014	Ganesan	2001/0010723	A1	8/2001	Pinkas
8,807,440	B1	8/2014	Von Behren et al.	2001/0029485	A1	10/2001	Brody et al.
8,811,892	B2	8/2014	Khan et al.	2001/0034702	A1	10/2001	Mockett et al.
8,814,039	B2	8/2014	Bishop et al.	2001/0054003	A1	12/2001	Chien et al.
8,814,052	B2	8/2014	Bona et al.	2002/0078345	A1	6/2002	Sandhu et al.
8,818,867	B2	8/2014	Baldwin et al.	2002/0093530	A1	7/2002	Krothapalli et al.
8,850,538	B1	9/2014	Vernon et al.	2002/0100808	A1	8/2002	Norwood et al.
8,861,733	B2	10/2014	Benteo et al.	2002/0105183	A1*	8/2002	Holt ..... B42D 25/00 283/81
8,880,027	B1	11/2014	Darringer	2002/0120583	A1	8/2002	Keresman, III et al.
8,888,002	B2	11/2014	Chesney et al.	2002/0152116	A1	10/2002	Yan et al.
8,898,088	B2	11/2014	Springer et al.	2002/0153424	A1	10/2002	Li
8,934,837	B2	1/2015	Zhu et al.	2002/0165827	A1	11/2002	Gien et al.
8,977,569	B2	3/2015	Rao	2003/0023554	A1	1/2003	Yap et al.
8,994,498	B2	3/2015	Agrafioti et al.	2003/0034873	A1	2/2003	Chase et al.
9,004,365	B2	4/2015	Bona et al.	2003/0055727	A1	3/2003	Walker et al.
9,038,894	B2	5/2015	Khalid	2003/0078882	A1	4/2003	Sukeda et al.
9,042,814	B2	5/2015	Royston et al.	2003/0167350	A1	9/2003	Davis et al.
9,047,531	B2	6/2015	Showering et al.	2003/0208449	A1	11/2003	Diao
9,069,976	B2	6/2015	Toole et al.	2004/0015958	A1	1/2004	Veil et al.
9,081,948	B2	7/2015	Magne	2004/0039919	A1	2/2004	Takayama et al.
9,104,853	B2	8/2015	Venkataramani et al.	2004/0127256	A1	7/2004	Goldthwaite et al.
9,118,663	B1	8/2015	Bailey et al.	2004/0215674	A1	10/2004	Odinak et al.
9,122,964	B2	9/2015	Krawczewicz	2004/0230799	A1	11/2004	Davis
9,129,280	B2	9/2015	Bona et al.	2005/0044367	A1	2/2005	Gasparini et al.
9,152,832	B2	10/2015	Royston et al.	2005/0075985	A1	4/2005	Cartmell
9,203,800	B2	12/2015	Izu et al.	2005/0081038	A1	4/2005	Arditti Modiano et al.
9,209,867	B2	12/2015	Royston	2005/0138387	A1	6/2005	Lam et al.
9,251,330	B2	2/2016	Boivie et al.	2005/0156026	A1	7/2005	Ghosh et al.
9,251,518	B2	2/2016	Levin et al.	2005/0160049	A1	7/2005	Lundholm
9,258,715	B2	2/2016	Borghai	2005/0195975	A1	9/2005	Kawakita
9,270,337	B2	2/2016	Zhu et al.	2005/0247797	A1	11/2005	Ramachandran
9,306,626	B2	4/2016	Hall et al.	2006/0006230	A1	1/2006	Bear et al.
9,306,942	B1	4/2016	Bailey et al.	2006/0040726	A1	2/2006	Szrek et al.
9,324,066	B2	4/2016	Archer et al.	2006/0041402	A1	2/2006	Baker
9,324,067	B2	4/2016	Van Os et al.	2006/0044153	A1	3/2006	Dawidowsky
9,332,587	B2	5/2016	Salahshoor	2006/0047954	A1	3/2006	Sachdeva et al.
9,338,622	B2	5/2016	Bjontegard	2006/0085848	A1	4/2006	Aissi et al.
9,373,141	B1	6/2016	Shakkarwar	2006/0136334	A1	6/2006	Atkinson et al.
9,379,841	B2	6/2016	Fine et al.	2006/0173985	A1	8/2006	Moore
9,413,430	B2	8/2016	Royston et al.	2006/0174331	A1	8/2006	Schuetz
9,413,768	B1	8/2016	Gregg et al.	2006/0242698	A1	10/2006	Inskeep et al.
9,420,496	B1	8/2016	Indurkar	2006/0280338	A1	12/2006	Rabb
9,426,132	B1	8/2016	Alikhani	2007/0033642	A1	2/2007	Ganesan et al.
9,432,339	B1	8/2016	Bowness	2007/0055630	A1	3/2007	Gauthier et al.
9,448,182	B2*	9/2016	Haarer ..... G01N 21/78	2007/0061266	A1	3/2007	Moore et al.
9,455,968	B1	9/2016	Machani et al.	2007/0061487	A1	3/2007	Moore et al.
9,473,509	B2	10/2016	Arsanjani et al.	2007/0116292	A1	5/2007	Kurita et al.
9,491,626	B2	11/2016	Sharma et al.	2007/0118745	A1	5/2007	Buer
9,553,637	B2	1/2017	Yang et al.	2007/0197261	A1	8/2007	Humbel
9,619,952	B1	4/2017	Zhao et al.	2007/0224969	A1	9/2007	Rao
9,635,000	B1	4/2017	Muftic	2007/0241182	A1	10/2007	Buer
9,665,858	B1	5/2017	Kumar	2007/0256134	A1	11/2007	Lehtonen et al.
9,674,705	B2	6/2017	Rose et al.	2007/0258594	A1	11/2007	Sandhu et al.
9,679,286	B2	6/2017	Colnot et al.	2007/0278291	A1	12/2007	Rans et al.
9,680,942	B2	6/2017	Dimmick	2008/0008315	A1	1/2008	Fontana et al.
9,710,804	B2	7/2017	Zhou et al.	2008/0011831	A1	1/2008	Bonalle et al.
9,740,342	B2	8/2017	Paulsen et al.	2008/0014867	A1	1/2008	Finn
9,740,988	B1	8/2017	Levin et al.	2008/0035738	A1	2/2008	Mullen
9,763,097	B2	9/2017	Robinson et al.	2008/0071681	A1	3/2008	Khalid
9,767,329	B2	9/2017	Forster	2008/0072303	A1	3/2008	Syed
9,769,662	B1	9/2017	Queru	2008/0086767	A1	4/2008	Kulkarni et al.
9,773,151	B2	9/2017	Mil'shtein et al.	2008/0103968	A1	5/2008	Bies et al.
9,780,953	B2	10/2017	Gaddam et al.	2008/0109309	A1	5/2008	Landau et al.
9,891,823	B2	2/2018	Feng et al.	2008/0110983	A1	5/2008	Ashfield
9,940,571	B1	4/2018	Herrington	2008/0120711	A1	5/2008	Dispensa
				2008/0156873	A1	7/2008	Wilhelm et al.
				2008/0162312	A1	7/2008	Sklovsky et al.
				2008/0164308	A1	7/2008	Aaron et al.

(56)		References Cited					
		U.S. PATENT DOCUMENTS					
2008/0207307	A1	8/2008	Cunningham, II et al.	2012/0317035	A1	12/2012	Royyuru et al.
2008/0209543	A1	8/2008	Aaron	2012/0317628	A1	12/2012	Yeager
2008/0223918	A1	9/2008	Williams et al.	2013/0005245	A1	1/2013	Royston
2008/0285746	A1	11/2008	Landrock et al.	2013/0008956	A1	1/2013	Ashfield
2008/0308641	A1	12/2008	Finn	2013/0026229	A1	1/2013	Jarman et al.
2009/0037275	A1	2/2009	Pollio	2013/0048713	A1	2/2013	Pan
2009/0048026	A1	2/2009	French	2013/0054474	A1	2/2013	Yeager
2009/0132417	A1	5/2009	Scipioni et al.	2013/0065564	A1	3/2013	Conner et al.
2009/0143104	A1	6/2009	Loh et al.	2013/0080228	A1	3/2013	Fisher
2009/0171682	A1	7/2009	Dixon et al.	2013/0080229	A1	3/2013	Fisher
2009/0210308	A1	8/2009	Toomer et al.	2013/0099587	A1	4/2013	Lou
2009/0235339	A1	9/2009	Mennes et al.	2013/0104251	A1	4/2013	Moore et al.
2009/0249077	A1	10/2009	Gargaro et al.	2013/0106576	A1	5/2013	Hinman et al.
2009/0282264	A1	11/2009	Amiel et al.	2013/0119130	A1	5/2013	Braams
2010/0023449	A1	1/2010	Skowronek et al.	2013/0130614	A1	5/2013	Busch-Sorensen
2010/0023455	A1	1/2010	Dispensa et al.	2013/0144793	A1	6/2013	Royston
2010/0029202	A1	2/2010	Jolivet et al.	2013/0171929	A1	7/2013	Adams et al.
2010/0033310	A1	2/2010	Narendra et al.	2013/0179351	A1	7/2013	Wallner
2010/0036769	A1	2/2010	Winters et al.	2013/0185772	A1	7/2013	Jaudon et al.
2010/0078471	A1	4/2010	Lin et al.	2013/0191279	A1	7/2013	Calman et al.
2010/0082491	A1	4/2010	Rosenblatt et al.	2013/0200999	A1	8/2013	Spodak et al.
2010/0094754	A1	4/2010	Bertran et al.	2013/0216108	A1	8/2013	Hwang et al.
2010/0095130	A1	4/2010	Bertran et al.	2013/0226791	A1	8/2013	Springer et al.
2010/0100480	A1	4/2010	Altman et al.	2013/0226796	A1	8/2013	Jiang et al.
2010/0114731	A1	5/2010	Kingston et al.	2013/0232082	A1	9/2013	Krawczewicz et al.
2010/0192230	A1	7/2010	Steeves et al.	2013/0238894	A1	9/2013	Ferg et al.
2010/0207742	A1	8/2010	Buhot et al.	2013/0282360	A1	10/2013	Shimota et al.
2010/0211797	A1	8/2010	Westerveld et al.	2013/0303085	A1	11/2013	Boucher et al.
2010/0240413	A1	9/2010	He et al.	2013/0304651	A1	11/2013	Smith
2010/0257357	A1	10/2010	McClain	2013/0312082	A1	11/2013	Izu et al.
2010/0312634	A1	12/2010	Cervenka	2013/0314593	A1	11/2013	Reznik et al.
2010/0312635	A1	12/2010	Cervenka	2013/0344857	A1	12/2013	Berionne et al.
2011/0028160	A1	2/2011	Roeding et al.	2014/0002238	A1	1/2014	Taveau et al.
2011/0035604	A1	2/2011	Habraken	2014/0019352	A1	1/2014	Shrivastava
2011/0060631	A1	3/2011	Grossman et al.	2014/0027506	A1	1/2014	Heo et al.
2011/0068170	A1	3/2011	Lehman	2014/0032409	A1	1/2014	Rosano
2011/0084132	A1	4/2011	Tofighbakhsh	2014/0032410	A1	1/2014	Georgiev et al.
2011/0101093	A1	5/2011	Ehrensvar	2014/0040120	A1	2/2014	Cho et al.
2011/0113245	A1	5/2011	Varadraj	2014/0040139	A1	2/2014	Brudnicki et al.
2011/0125638	A1	5/2011	Davis et al.	2014/0040147	A1	2/2014	Varadarakan et al.
2011/0131415	A1	6/2011	Schneider	2014/0047235	A1	2/2014	Lessiak et al.
2011/0153437	A1	6/2011	Archer et al.	2014/0067690	A1	3/2014	Pitroda et al.
2011/0153496	A1	6/2011	Royyuru	2014/0074637	A1	3/2014	Hammad
2011/0208658	A1	8/2011	Makhotin	2014/0074655	A1	3/2014	Lim et al.
2011/0208965	A1	8/2011	Machani	2014/0081720	A1	3/2014	Wu
2011/0211219	A1	9/2011	Bradley	2014/0138435	A1	5/2014	Khalid
2011/0218911	A1	9/2011	Spodak	2014/0171034	A1	6/2014	Aleksin et al.
2011/0238564	A1	9/2011	Lim et al.	2014/0171039	A1	6/2014	Bjontegard
2011/0246780	A1	10/2011	Yeap et al.	2014/0172700	A1	6/2014	Teuwen et al.
2011/0258452	A1	10/2011	Coulier et al.	2014/0180851	A1	6/2014	Fisher
2011/0280406	A1	11/2011	Ma et al.	2014/0208112	A1	7/2014	McDonald et al.
2011/0282785	A1	11/2011	Chin	2014/0214674	A1	7/2014	Narula
2011/0294418	A1	12/2011	Chen	2014/0229375	A1	8/2014	Zaytsev et al.
2011/0312271	A1	12/2011	Ma et al.	2014/0245391	A1	8/2014	Adenuga
2012/0024947	A1	2/2012	Naelon	2014/0256251	A1	9/2014	Caceres et al.
2012/0030047	A1	2/2012	Fuentes et al.	2014/0258099	A1	9/2014	Rosano
2012/0030121	A1	2/2012	Grellier	2014/0258113	A1	9/2014	Gauthier et al.
2012/0047071	A1	2/2012	Mullen et al.	2014/0258125	A1	9/2014	Gerber et al.
2012/0079281	A1	3/2012	Lowenstein et al.	2014/0274179	A1	9/2014	Zhu et al.
2012/0109735	A1	5/2012	Krawczewicz et al.	2014/0279479	A1	9/2014	Maniar et al.
2012/0109764	A1	5/2012	Martin et al.	2014/0337235	A1	11/2014	Van Heerden et al.
2012/0143754	A1	6/2012	Patel	2014/0339315	A1	11/2014	Ko
2012/0150737	A1	6/2012	Rottink	2014/0346860	A1	11/2014	Aubry et al.
2012/0178366	A1	7/2012	Levy et al.	2014/0365780	A1	12/2014	Movassaghi
2012/0196583	A1	8/2012	Kindo	2014/0379361	A1	12/2014	Mahadkar et al.
2012/0207305	A1	8/2012	Gallo et al.	2015/0012444	A1	1/2015	Brown et al.
2012/0209773	A1	8/2012	Ranganathan	2015/0032635	A1	1/2015	Guisse
2012/0238206	A1	9/2012	Singh et al.	2015/0071486	A1	3/2015	Rhoads et al.
2012/0239560	A1	9/2012	Pourfallah et al.	2015/0088757	A1	3/2015	Zhou et al.
2012/0252350	A1	10/2012	Steinmetz et al.	2015/0089586	A1	3/2015	Ballesteros
2012/0254394	A1	10/2012	Barras	2015/0134452	A1	5/2015	Williams
2012/0284194	A1	11/2012	Liu et al.	2015/0140960	A1	5/2015	Powell et al.
2012/0290472	A1	11/2012	Mullen et al.	2015/0154595	A1	6/2015	Collinge et al.
2012/0296818	A1	11/2012	Nuzzi et al.	2015/0170138	A1	6/2015	Rao
2012/0316992	A1	12/2012	Oborne	2015/0178724	A1	6/2015	Ngo et al.
				2015/0186871	A1	7/2015	Laracey
				2015/0205379	A1	7/2015	Mag et al.
				2015/0302409	A1	10/2015	Malek
				2015/0317626	A1	11/2015	Ran et al.

(56)

## References Cited

## FOREIGN PATENT DOCUMENTS

U.S. PATENT DOCUMENTS			FOREIGN PATENT DOCUMENTS		
2015/0332266	A1	11/2015 Friedlander et al.	CN	103023643	4/2013
2015/0339474	A1	11/2015 Paz et al.	CN	103417202	12/2013
2015/0371234	A1	12/2015 Huang et al.	EP	1 085 424	3/2001
2016/0012465	A1	1/2016 Sharp	EP	1 223 565	7/2002
2016/0026997	A1	1/2016 Tsui et al.	EP	1 265 186	12/2002
2016/0048913	A1	2/2016 Rausaria et al.	EP	1 783 919	5/2007
2016/0055480	A1	2/2016 Shah	EP	2 852 070	1/2009
2016/0057619	A1	2/2016 Lopez	EP	2 139 196	12/2009
2016/0065370	A1	3/2016 Le Saint et al.	EP	1 469 419	2/2012
2016/0087957	A1	3/2016 Shah et al.	GB	2 457 221	8/2009
2016/0092696	A1	3/2016 Guglani et al.	GB	2 516 861	2/2015
2016/0148193	A1	5/2016 Kelley et al.	GB	2 551 907	1/2018
2016/0232523	A1	8/2016 Venot et al.	KR	101508320	4/2015
2016/0239672	A1	8/2016 Khan et al.	WO	WO 00/49586	8/2000
2016/0253651	A1	9/2016 Park et al.	WO	WO 2006070189	7/2006
2016/0255072	A1	9/2016 Liu	WO	WO 2008055170	5/2008
2016/0267486	A1	9/2016 Mitra et al.	WO	WO 2009025605	2/2009
2016/0277383	A1	9/2016 Guyomarc'h et al.	WO	WO 2010049252	5/2010
2016/0277388	A1	9/2016 Lowe et al.	WO	WO 2011112158	9/2011
2016/0307187	A1	10/2016 Guo et al.	WO	WO 2012001624	1/2012
2016/0307189	A1	10/2016 Zarakas et al.	WO	WO 2013039395	3/2013
2016/0314472	A1	10/2016 Ashfield	WO	WO 2013155562	10/2013
2016/0330027	A1	11/2016 Ebrahimi	WO	WO 2013192358	12/2013
2016/0335531	A1	11/2016 Mullen et al.	WO	WO 2014043278	3/2014
2016/0379217	A1	12/2016 Hammad	WO	WO 2014170741	10/2014
2017/0004502	A1	1/2017 Quentin et al.	WO	WO 2015179649	11/2015
2017/0011395	A1	1/2017 Pillai et al.	WO	WO 2015183818	12/2015
2017/0011406	A1	1/2017 Tunnell et al.	WO	WO 2016097718	6/2016
2017/0017957	A1	1/2017 Radu	WO	WO 2016160816	10/2016
2017/0017964	A1	1/2017 Janefalkar et al.	WO	WO 2016168394	10/2016
2017/0024716	A1	1/2017 Jiam et al.	WO	WO 2017042375	3/2017
2017/0039566	A1	2/2017 Schipperheijn	WO	WO 2017042400	3/2017
2017/0041759	A1	2/2017 Gantert et al.	WO	WO 2017157859	9/2017
2017/0068950	A1	3/2017 Kwon	WO	WO 2017208063	12/2017
2017/0103388	A1	4/2017 Pillai et al.	WO	WO 2018063809	4/2018
2017/0104739	A1	4/2017 Lansler et al.	WO	WO 2018137888	8/2018
2017/0109509	A1	4/2017 Baghdasaryan			
2017/0109730	A1	4/2017 Locke et al.			
2017/0116447	A1	4/2017 Cimino et al.			
2017/0124568	A1	5/2017 Moghadam			
2017/0140379	A1	5/2017 Deck			
2017/0154328	A1	6/2017 Zarakas et al.			
2017/0154333	A1	6/2017 Gleeson et al.			
2017/0180134	A1	6/2017 King			
2017/0230189	A1	8/2017 Toll et al.			
2017/0237301	A1	8/2017 Elad et al.			
2017/0289127	A1	10/2017 Hendrick			
2017/0295013	A1	10/2017 Claes			
2017/0316696	A1	11/2017 Bartel			
2017/0317834	A1	11/2017 Smith et al.			
2017/0330173	A1	11/2017 Woo et al.			
2017/0374070	A1	12/2017 Shah et al.			
2018/0034507	A1	2/2018 Wobak et al.			
2018/0039986	A1	2/2018 Essebag et al.			
2018/0068316	A1	3/2018 Essebag et al.			
2018/0129945	A1	5/2018 Saxena et al.			
2018/0160255	A1	6/2018 Park			
2018/0191501	A1	7/2018 Lindemann			
2018/0205712	A1	7/2018 Versteeg et al.			
2018/0240106	A1	8/2018 Garrett et al.			
2018/0254909	A1	9/2018 Hancock			
2018/0268132	A1	9/2018 Buer et al.			
2018/0270214	A1	9/2018 Caterino et al.			
2018/0294959	A1	10/2018 Traynor et al.			
2018/0300716	A1	10/2018 Carlson			
2018/0302396	A1	10/2018 Camenisch et al.			
2018/0315050	A1	11/2018 Hammad			
2018/0316666	A1	11/2018 Koved et al.			
2018/0322486	A1	11/2018 Deliwala et al.			
2018/0359100	A1	12/2018 Gaddam et al.			
2019/0014107	A1	1/2019 George			
2019/0019375	A1	1/2019 Foley			
2019/0036678	A1	1/2019 Ahmed			
2019/0238517	A1	8/2019 D'Agostino et al.			
2022/0415112	A1*	12/2022 Weisbecker ..... G07F 7/0813			

## OTHER PUBLICATIONS

Haykin M. and Warnar, R., "Smart Card Technology: New Methods for Computer Access Control," Computer Science and Technology NIST Special Publication 500-157:1-60 (1988).

Lehpamer, Harvey, "Component of the RFID System," RFID Design Principles, 2nd edition pp. 133-201 (2012).

Pourghomi, Pardis et al., "A Proposed NFC Payment Application," International Journal of Advanced Computer Science and Applications, vol. 4, No. 8 (2013).

Author Unknown, "CardrefresherSM from American Express®," [online] 2019 [retrieved on Mar. 25, 2019]. Retrieved from Internet URL: <https://merchant-channel.americanexpress.com/merchant/en-US/cardrefresher>, 2 pages.

Author Unknown, "Add Account Updater to your recurring payment tool," [online] 2018-19 [retrieved on Mar. 25, 2019]. Retrieved from Internet URL: <https://www.authorize.net/our-features/account-updater/>, 5 pages.

Author Unknown, "Visa® Account Updater for Merchants," [online] 2019 [retrieved on Mar. 25, 2019]. Retrieved from Internet URL: <https://usa.visa.com/dam/VCOM/download/merchants/visa-account-updater-product-information-fact-sheet-for-merchants.pdf>, 2 pages.

Author Unknown, "Manage the cards that you use with Apple Pay," Apple Support [online] 2019 [retrieved on Mar. 25, 2019]. Retrieved from Internet URL: <https://support.apple.com/en-us/HT205583>, 5 pages.

Author Unknown, "Contactless Specifications for Payment Systems," EMV Book B—Entry Point Specification [online] 2016 [retrieved on Mar. 25, 2019]. Retrieved from Internet URL: [https://www.emvco.com/wp-content/uploads/2017/05/BookB\\_Entry\\_Point\\_Specification\\_v2\\_6\\_20160809023257319.pdf](https://www.emvco.com/wp-content/uploads/2017/05/BookB_Entry_Point_Specification_v2_6_20160809023257319.pdf), 52 pages.

Author Unknown, "EMV Integrated Circuit Card Specifications for Payment Systems, Book 2, Security and Key Management," Version 3.4, [online] 2011 [retrieved on Mar. 25, 2019]. Retrieved from Internet URL: <https://www.emvco.com/wp-content/uploads/2017/>

(56)

## References Cited

## OTHER PUBLICATIONS

05/EMV\_v4.3\_Book\_2\_Security\_and\_Key\_Management\_20120607061923900.pdf, 174 pages.

Author unknown, "NFC Guide: All You Need to Know About Near Field Communication" Square Guide [online] 2018 [retrieved on Nov. 13, 2018]. Retrieved from Internet URL: <https://squareup.com/guides/nfc>, 8 pages.

Profis, S., "Everything you need to know about NFC and mobile payments" CNET Directory [online], 2014 [retrieved on Mar. 25, 2019]. Retrieved from the Internet URL: <https://www.cnet.com/how-to/how-nfc-works-and-mobile-payments/>, 6 pages.

Cozma, N., "Copy data from other devices in Android 5.0 Lollipop setup" CNET Directory [online] 2014 [retrieved on Mar. 25, 2019]. Retrieved from the Internet URL: <https://www.cnet.com/how-to/copy-data-from-other-devices-in-android-5-0-lollipop-setup/>, 5 pages.

Kevin, Android Enthusiast, "How to copy text string from nfc tag" StackExchange [online] 2013 [retrieved on Mar. 25, 2019]. Retrieved from the Internet URL: <https://android.stackexchange.com/questions/55689/how-to-copy-text-string-from-nfc-tag>, 11 pages.

Author unknown, "Tap & Go Device Setup" Samsung [online] date unknown [retrieved on Mar. 25, 2019]. Retrieved from the Internet URL: <https://www.samsung.com/us/switch-me/switch-to-the-galaxy-s-5/app/partial/setup-device/tap-go.html>, 1 page.

Author Unknown, "Multiple encryption", Wikipedia [online] 2019 [retrieved on Mar. 25, 2019]. Retrieved from Internet URL: [https://en.wikipedia.org/wiki/Multiple\\_encryption](https://en.wikipedia.org/wiki/Multiple_encryption), 4 pages.

Krawczyk, et al., "HMAC: Keyed-Hashing for Message Authentication", Network Working Group RFC:2104 memo [online] 1997 [retrieved on Mar. 25, 2019]. Retrieved from Internet URL: <https://tools.ietf.org/html/rfc2104>, 12 pages.

Song, et al., "The AES-CMAC Algorithm", Network Working Group RFC: 4493 memo [online] 2006 [retrieved on Mar. 25, 2019]. Retrieved from Internet URL: <https://tools.ietf.org/html/rfc4493>, 21 pages.

Katz, J., and Lindell, Y., "Aggregate Message Authentication Codes", Topics in Cryptology [online] 2008 [retrieved on Mar. 25, 2019]. Retrieved from Internet URL: <https://www.cs.umd.edu/~jkatz/papers/aggregateMAC.pdf>, 11 pages.

Adams, D., and Maier, A-K, "Goldbug Big Seven open source crypto-messengers to be compared: or Comprehensive Confidentiality Review & Audit of GoldBug Encrypting E-Mail-Client & Secure Instant Messenger", Big Seven Study 2016 [online] [retrieved on Mar. 25, 2018]. Retrieved from Internet URL: <https://sf.net/projects/goldbug/files/bigseven-crypto-audit.pdf>, 309 pages.

Author Unknown, "Triple DES", Wikipedia [online] 2018 [retrieved on Mar. 25, 2019]. Retrieved from Internet URL: [https://simple.wikipedia.org/wiki/Triple\\_DES](https://simple.wikipedia.org/wiki/Triple_DES), 2 pages.

Song, F., and Yun, A. I., "Quantum Security of NMAC and Related Constructions—PRF domain extension against quantum attacks", IACR Cryptology ePrint Archive [online] 2017 [retrieved on Mar. 25, 2019]. Retrieved from Internet URL: <https://eprint.iacr.org/2017/509.pdf>, 41 pages.

Saxena, N., "Lecture 10: NMAC, HMAC and Number Theory", CS 6903 Modern Cryptography [online] 2008 [retrieved on Mar. 25, 2019]. Retrieved from Internet URL: <http://isis.poly.edu/courses/cs6903/Lectures/lecture10.pdf>, 8 pages.

Berg, Guy, "Fundamentals of EMV" Smart Card Alliance [online] date unknown [retrieved on Mar. 27, 2019]. Retrieved from Internet URL: [https://www.securetechalliance.org/resources/media/scap13\\_preconference/02.pdf](https://www.securetechalliance.org/resources/media/scap13_preconference/02.pdf), 37 pages.

Pierce, Kevin, "Is the amazon echo NFC compatible.?" Amazon.com Customer Q&A [online] 2016 [retrieved on Mar. 26, 2019]. Retrieved from Internet URL: [https://www.amazon.com/ask/questions/Tx1RXYSPE6XLJD?\\_encodi...](https://www.amazon.com/ask/questions/Tx1RXYSPE6XLJD?_encodi...), 2 pages.

Author Unknown, "Multi-Factor Authentication", idaptive [online] 2019 [retrieved on Mar. 25, 2019]. Retrieved from Internet URL: <https://www.centrify.com/products/application-services/adaptive-multi-factor-authentication/risk-based-mfa/>, 10 pages.

Author Unknown, "Adaptive Authentication", SecureAuth [online] 2019 [retrieved on Mar. 25, 2019]. Retrieved from Internet URL: <https://www.secureauth.com/products/access-management/adaptive-authentication>, 7 pages.

Van den Breekel, J., et al., "EMV in a nutshell", Technical Report, 2016 [retrieved on Mar. 25, 2019]. Retrieved from Internet URL: <https://www.cs.ru.nl/E.Poll/papers/EMVtechreport.pdf>, 37 pages.

Author Unknown, "Autofill", Computer Hope [online] 2018 [retrieved on Mar. 25, 2019]. Retrieved from Internet URL: <https://www.computerhope.com/jargon/a/autofill.htm>, 2 pages.

Author Unknown, "Fill out forms automatically", Google Chrome Help [online] 2019 [retrieved on Mar. 25, 2019]. Retrieved from Internet URL: <https://support.google.com/chrome/answer/142893?co=GENIE.Platform%3DDesktop&hl=en>, 3 pages.

Author unknown, "Autofill credit cards, contacts, and passwords in Safari on Mac", Apple Safari User Guide [online] 2019 [retrieved on Mar. 25, 2019]. Retrieved from Internet URL: <https://support.apple.com/guide/safari/use-autofill-ibrw1103/mac>, 3 pages.

Menghin, M.J., "Power Optimization Techniques for Near Field Communication Systems" 2014 Dissertation at Technical University of Graz [online]. Retrieved from Internet URL: <https://diglib.tugraz.at/download.php?id=576a7b910d2d6&location=browse>, 135 pages.

Mareli, M., et al., "Experimental evaluation of NFC reliability between an RFID tag and a smartphone" Conference paper (2013) IEEE AFRICON At Mauritius [online] [retrieved on Mar. 25, 2019]. Retrieved from Internet URL: <https://core.ac.uk/download/pdf/54204839.pdf>, 5 pages.

Davison, A., et al., "MonoSLAM: Real-Time Single Camera Slam", IEEE Transactions on Pattern Analysis and Machine Intelligence 29(6): 1052-1067 (2007).

Barba, R., "Sharing your location with your bank sounds creepy, but it's also useful", Bankrate, LLC [online] 2017 [retrieved on Mar. 25, 2019]. Retrieved from Internet URL: <https://www.bankrate.com/banking/banking-app-location-sharing/>, 6 pages.

Author unknown: "onetappaymentTM", [online] Jan. 24, 2019, [retrieved on Mar. 25, 2019]. Retrieved from Internet URL: <https://www.payubiz.in/onetap>, 4 pages.

Vu et al., (2012). "Distinguishing users with capacitive touch communication" Proceedings of the Annual International Conference on Mobile Computing and Networking, MOBICOM. 10.1145/2348543.2348569.

EMVCo, EMV Card Personalization Specification, version 1.0 (Jun. 2003), 81 pages.

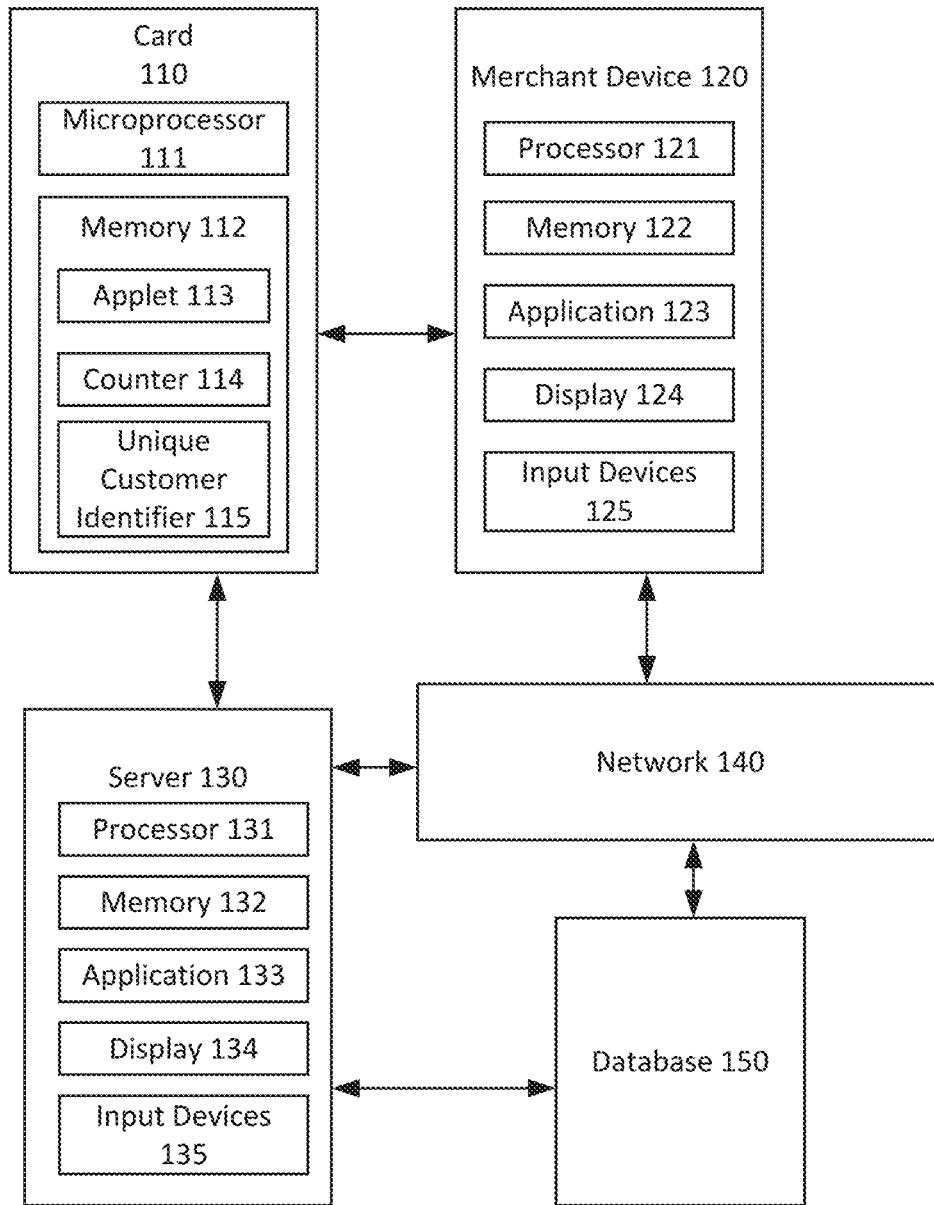
Ullmann et al., (2012). "On-Card" User Authentication for Contactless Smart Cards based on Gesture Recognition, LNI, 223-234, 12 pages.

Faraj et al. (2008). "Investigation of Java Smart Card Technology for Multi-Task Applications" J. of Al-Anbar University for Pure Science, vol. 2: No. 1: 2008, 11 pages.

Dhandhere (2017) "Key Benefits of a Unified Platform for Loyalty, Referral Marketing, and UGC" Annex Cloud [retrieved on Jul. 3, 2019]. Retrieved from Internet URL: <https://www.annexcloud.com/blog/benefits-unified-platform/>, 13 pages.

\* cited by examiner

System 100



**Fig. 1**

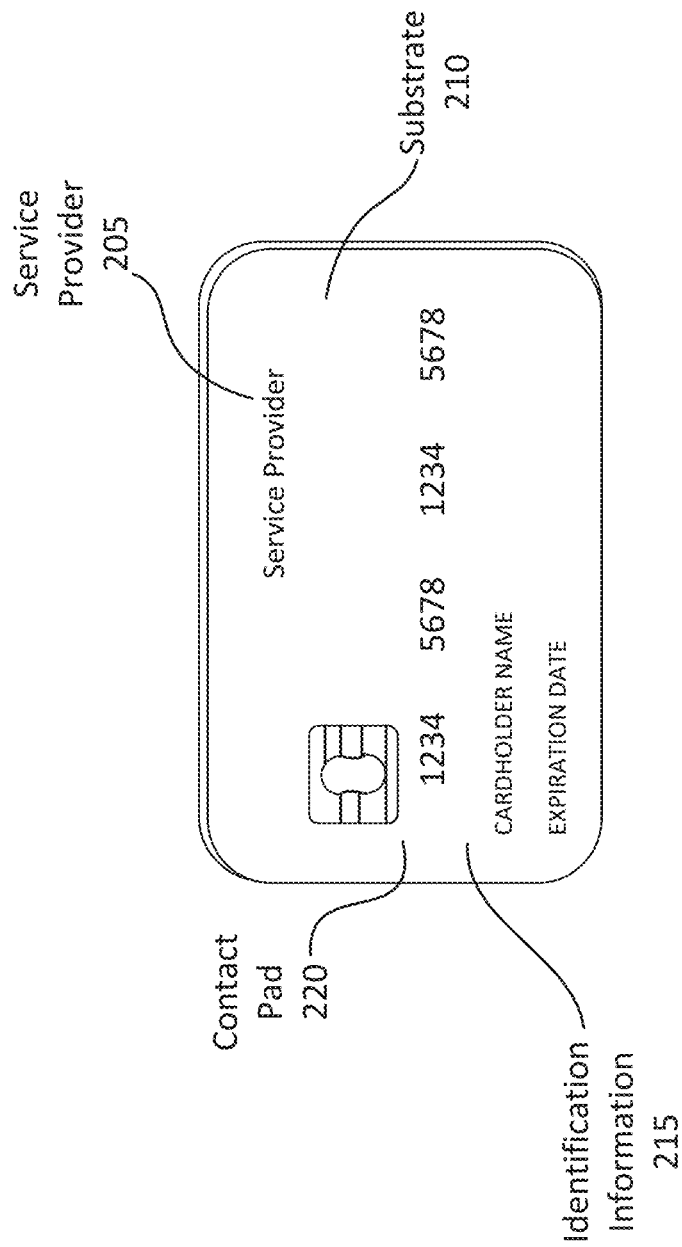


Fig. 2

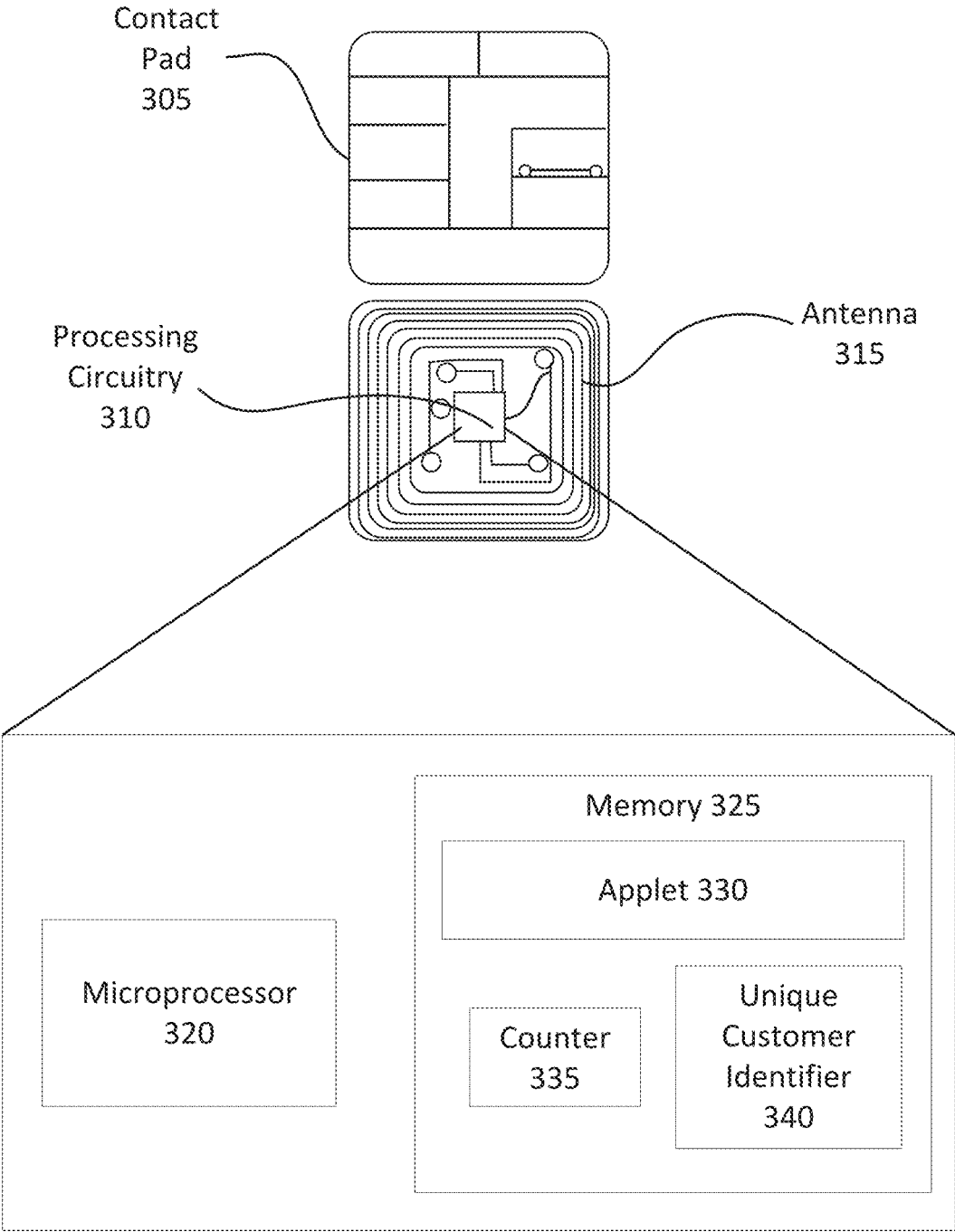


Fig. 3

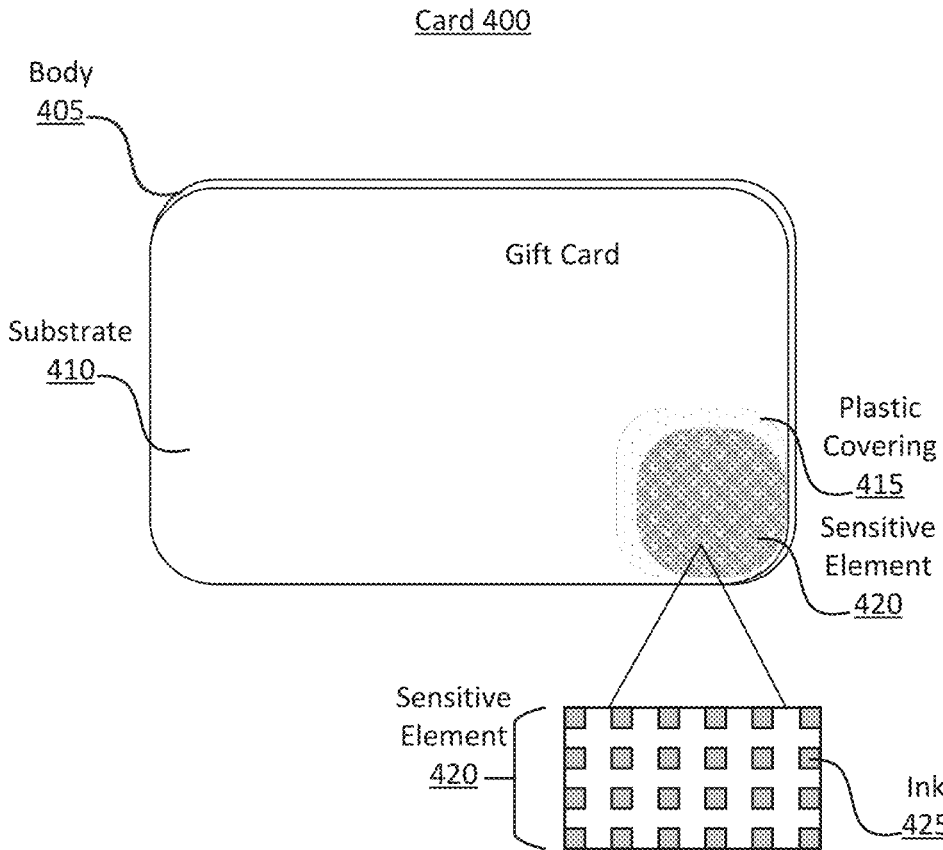
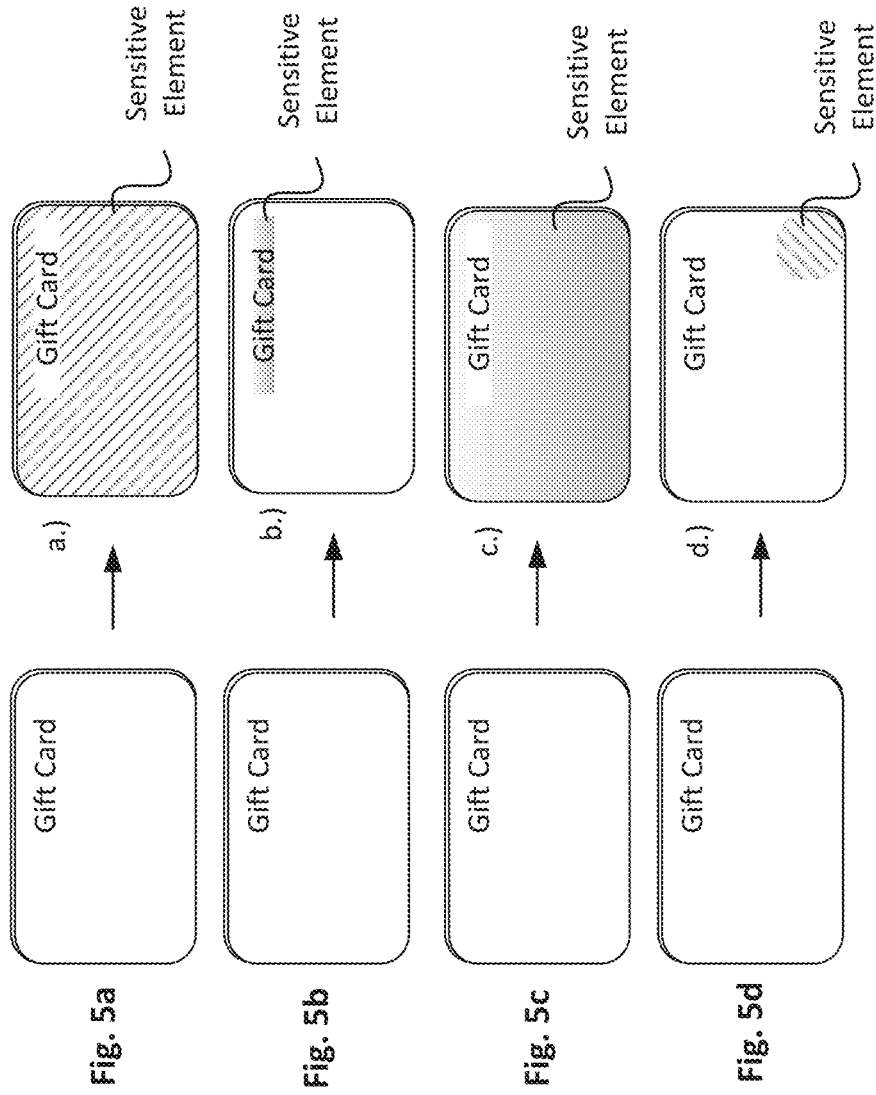
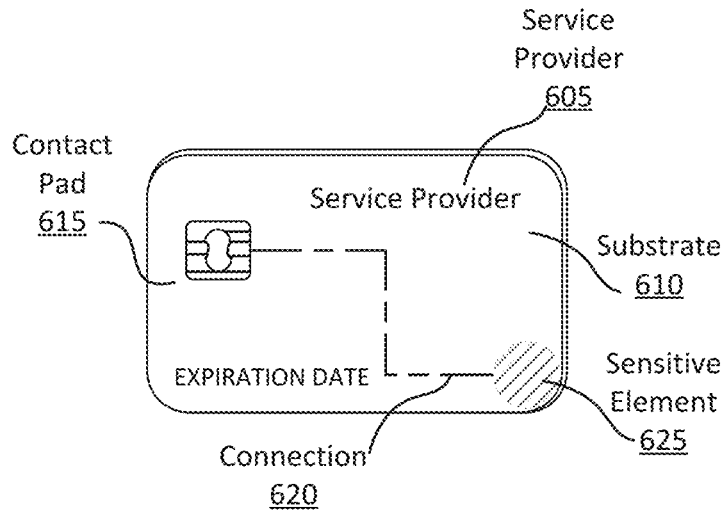


Fig. 4


Cards 500



Card 600



**Fig. 6a**



**Fig. 6b**

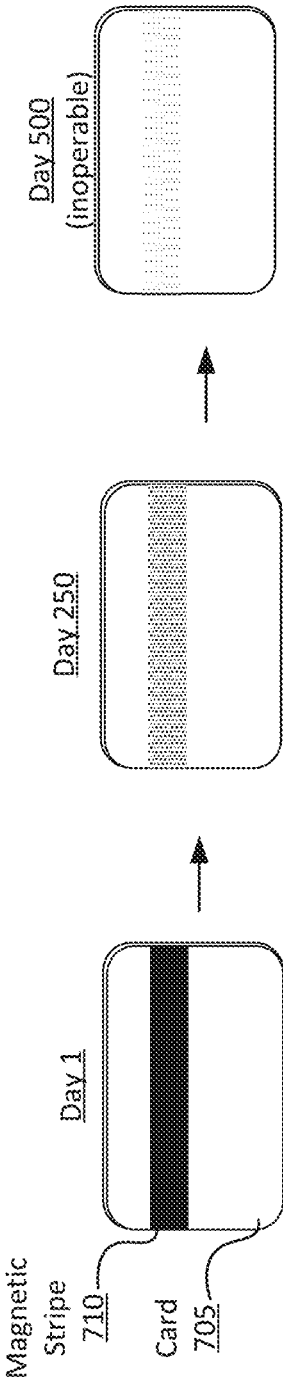
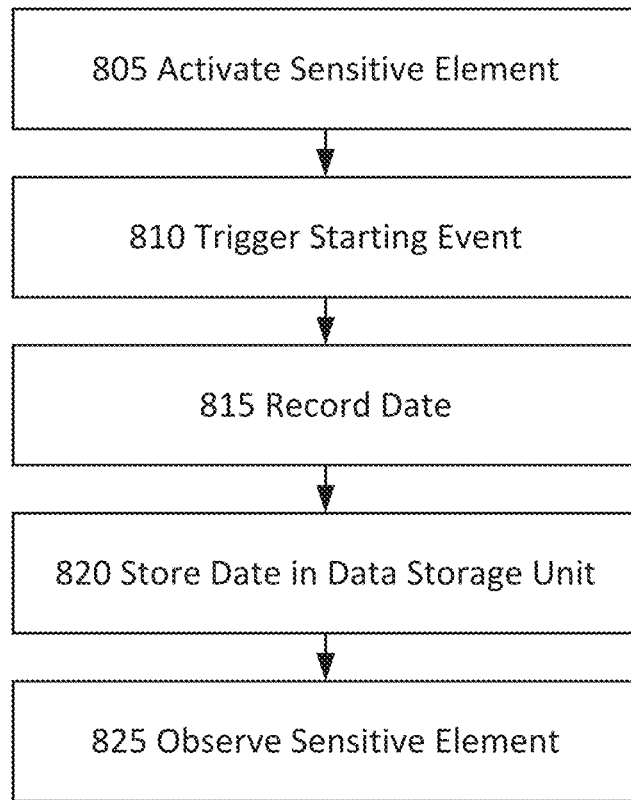


Fig. 7



**Fig. 8**

1

**CARD WITH A TIME-SENSITIVE ELEMENT  
AND SYSTEMS AND METHODS FOR  
IMPLEMENTING THE SAME**

FIELD OF THE DISCLOSURE

The present disclosure relates to a card with a sensitive element that, once activated, gradually changes over time.

BACKGROUND

Transaction cards account for a large portion of electronic commercial transactions. Often transactions cards may be subject to time constraints, such as fraud protection and promotions. However, users may have difficulty keeping track of the expiration of the time constraints associated with transaction cards.

As an example, gift cards are among the simplest and easiest gifts. Although most gift cards expire after a certain date, many gift card users forget when exactly their gift cards will expire. Many users often stow their gift cards away in their wallet or household and forget to check its expiry date. They unknowingly let their cards expire, thus missing the opportunity to make a purchase.

Therefore, there is a need to provide a transaction card that more clearly alerts the user to an expiration associated with the card.

SUMMARY OF THE DISCLOSURE

Embodiments of the present disclosure provide a card with a sensitive element. The card comprises a body comprising a substrate and a sensitive element with a predetermined lifespan. The sensitive element is configured to begin the predetermined lifespan at a starting event and finish the predetermined lifespan after a predetermined lifespan has passed.

Embodiments of the present disclosure provide a system for activating a time sensitive card, the system comprising a card further comprising a body further comprising a substrate and a sensitive element with a predetermined lifespan, the lifespan configured to begin at a starting event and to finish after a predetermined time period has passed. The system further includes a data storage unit configured to store at least the date when the card has experienced a starting event and the money associated with the card. The system further includes a merchant device configured to activate the sensitive element, trigger the starting event, and record, upon triggering the starting event, at least the date when the card has experienced a starting event and the money associated with the card in the data storage unit.

Embodiments of the present disclosure provide a method for recording the activation of a time-sensitive card, the method comprising the steps of providing a card comprising a body further comprising a substrate, and a sensitive element with a predetermined lifespan, the lifespan configured to begin at a starting event and to finish after a predetermined time period has passed. The method proceeds with activating the sensitive element, triggering the starting event, and recording, upon triggering the starting event, at least the date when the card has experienced a starting event and the money associated with the card in the data storage unit.

Further features of the disclosed systems and methods, and the advantages offered thereby, are explained in greater

2

detail hereinafter with reference to specific example embodiments illustrated in the accompanying drawings.

BRIEF DESCRIPTION OF THE DRAWINGS

In order to facilitate a fuller understanding of the present invention, reference is now made to the attached drawings. The drawings should not be construed as limiting the present invention, but are intended only to illustrate different aspects and embodiments of the invention.

FIG. 1 is a block diagram illustrating a system according to an exemplary embodiment.

FIG. 2 is a diagram illustrating a contactless card according to an exemplary embodiment.

FIG. 3 is a diagram illustrating a contactless card according to an exemplary embodiment.

FIG. 4 is a diagram illustrating a card with a sensitive element according to an exemplary embodiment.

FIGS. 5a-5d are diagrams illustrating cards with a sensitive element according to exemplary embodiments.

FIGS. 6a-6b are diagrams illustrating a card with a sensitive element activated by an electric charge according to exemplary embodiments.

FIG. 7 is a diagram illustrating a card with a sensitive element as a magnetic stripe according to an exemplary embodiment.

FIG. 8 is a diagram illustrating a method according to an exemplary embodiment according to an exemplary embodiment.

DETAILED DESCRIPTION

Exemplary embodiments of the invention will now be described in order to illustrate various features of the invention. The embodiments described herein are not intended to be limiting as to the scope of the invention, but rather are intended to provide examples of the components, use, and operation of the invention.

Furthermore, the described features, advantages, and characteristics of the embodiments may be combined in any suitable manner. One skilled in the relevant art will recognize that the embodiments may be practiced without one or more of the specific features or advantages of an embodiment. In other instances, additional features and advantages may be recognized in certain embodiments that may not be present in all embodiments. One skilled in the relevant art will understand that the described features, advantages, and characteristics of any embodiment can be interchangeably combined with the features, advantages, and characteristics of any other embodiment.

The flowchart and block diagrams in the figures illustrate the architecture, functionality, and operation of possible implementations of systems, methods, and computer program products according to various embodiments of the present invention. In this regard, each block in the flowchart or block diagrams may represent a module, segment, or portion of instructions, which comprises one or more executable instructions for implementing the specified logical function(s). In some alternative implementations, the functions noted in the block may occur out of the order noted in the figures. For example, two blocks shown in succession may, in fact, be executed substantially concurrently, or the blocks may sometimes be executed in the reverse order, depending upon the functionality involved. It will also be noted that each block of the block diagrams and/or flowchart illustration, and combinations of blocks in the block diagrams and/or flowchart illustration, can be implemented by

special purpose hardware-based systems that perform the specified functions or acts or carry out combinations of special purpose hardware and computer instructions.

The invention relates generally to a time sensitive element on a card. The sensitive element on the card will change visually over time, thus communicating to the owner that the card is approaching its expiration. The sensitive element can be prominently displayed on the card so that the user can simply glance at the card to determine whether the card will soon expire.

For example, the sensitive element can cover an entire face of the card, a small corner of the card, the magnetic stripe of card, or somewhere else on the card. As the card approaches its expiration data, the sensitive element can visually change from its first configuration to a second configuration. For example, the sensitive element can change gradually from a blue color to a red color. The more red the sensitive element becomes, the closer the card is to the expiration date. Rather than look at and record the literal expiration date, the customer can simply view how “red” the card has become. For users who have color blindness, the sensitive element can change from a lighter color to a darker color. In other embodiments, the operative element of the card can change. For example, the sensitive element of the card can be the magnetic stripe. Upon being activated, the sensitive element can slowly but gradually fade away. Eventually, the magnetic stripe will fade so much that the card will not be operative. Thus, the user can look at the magnetic stripe to see whether the card is approaching its expiration date.

To activate the sensitive element, a starting event be performed on the card. For example, the starting event could be an electronic or magnetic activation of the sensitive element. The activation can be performed when the gift card is first swiped at a card reader or merchant device. As another example, the sensitive element can be activated by ultraviolet (UV) or photoelectric light. In other embodiments, the sensitive element can include microspheres which can change in color when acted upon by a chemical, magnetic field, temperature change, or physical force.

Once activated, the sensitive element has a predetermined time period to transition from a first visual element to a second visual element. The duration of the sensitive element—e.g. how long it takes for the sensitive element to transition from blue to red—can be predetermined by the composition of the sensitive element. Without limitation, the sensitive element can comprise UV-sensitive ink, temperature-sensitive ink, pressure-sensitive microspheres, UV-sensitive microsphere, temperature-sensitive microspheres, a biodegradable material, an electronic- or magnetic-sensitive material, or some material that can degrade gradually. In other embodiments, the activation of the sensitive element can occur by oxidation of one or more chemicals in microspheres on the card. For example, the sensitive element may be initially protected from the atmosphere by a rubber envelope, sticker, and/or rubber cement, which can, for example, seal atmospheric oxygen from the sensor zone. In other embodiments, the sensitive element can be a conductive polymer fuse that can be activated by an electronic or magnetic force. By making the sensitive element out of a chemical composition with a fixed half-life, the card avoids the problem of needing an electric charge to power the sensitive element.

FIG. 1 illustrates a system 100 according to an example embodiment. The system 100 may comprise a contactless card 110, a merchant device 120, a server 130, a network 140, and a database 150. Although FIG. 1 illustrates single

instances of components of system 100, system 100 may include any number of components.

System 100 may include one or more contactless cards 110 which are further explained below with reference to FIG. 2 and FIG. 3. In some embodiments, contactless card 110 may be in wireless communication, utilizing near field communication (NFC) in an example, with merchant device 120.

System 100 may include a merchant device 120. The merchant device 120 may be a network-enabled computer device. Exemplary network-enabled computer devices include, without limitation, a server, a network appliance, a personal computer, a workstation, a phone, a handheld personal computer, a personal digital assistant, a thin client, a fat client, an Internet browser, a mobile device, a kiosk, a contactless card, an automatic teller machine (ATM), or other a computer device or communications device. For example, network-enabled computer devices may include an iPhone, iPod, iPad from Apple® or any other mobile device running Apple’s iOS® operating system, any device running Microsoft’s Windows® Mobile operating system, any device running Google’s Android® operating system, and/or any other smartphone, tablet, or like wearable mobile device.

The merchant device 120 may include a processor 121, a memory 122, and an application 123. The processor 121 may be a processor, a microprocessor, or other processor, and the merchant device 120 may include one or more of these processors. The processor 121 may include processing circuitry, which may contain additional components, including additional processors, memories, error and parity/CRC checkers, data encoders, anti-collision algorithms, controllers, command decoders, security primitives and tamper-proofing hardware, as necessary to perform the functions described herein.

The processor 121 may be coupled to the memory 122. The memory 122 may be a read-only memory, write-once read-multiple memory or read/write memory, e.g., RAM, ROM, and EEPROM, and the merchant device 120 may include one or more of these memories. A read-only memory may be factory programmable as read-only or one-time programmable. One-time programmability provides the opportunity to write once then read many times. A write-once read-multiple memory may be programmed at a point in time after the memory chip has left the factory. Once the memory is programmed, it may not be rewritten, but it may be read many times. A read/write memory may be programmed and re-programmed many times after leaving the factory. It may also be read many times. The memory 122 may be configured to store one or more software applications, such as the application 123, and other data, such as user’s private data and financial account information.

The application 123 may comprise one or more software applications, such as a mobile application and a web browser, comprising instructions for execution on the merchant device 120. In some examples, the merchant device 120 may execute one or more applications, such as software applications, that enable, for example, network communications with one or more components of the system 100, transmit and/or receive data, and perform the functions described herein. Upon execution by the processor 121, the application 123 may provide the functions described in this specification, specifically to execute and perform the steps and functions in the process flows described below. Such processes may be implemented in software, such as software modules, for execution by computers or other machines. The application 123 may provide graphical user interfaces

(GUIs) through which a user may view and interact with other components and devices within the system **100**. The GUIs may be formatted, for example, as web pages in HyperText Markup Language (HTML), Extensible Markup Language (XML) or in any other suitable form for presentation on a display device depending upon applications used by users to interact with the system **100**.

The merchant device **120** may further include a display **124** and input devices **125**. The display **124** may be any type of device for presenting visual information such as a computer monitor, a flat panel display, and a mobile device screen, including liquid crystal displays, light-emitting diode displays, plasma panels, and cathode ray tube displays. The input devices **125** may include any device for entering information into the merchant device **120** that is available and supported by the merchant device **120**, such as a touch-screen, keyboard, mouse, cursor-control device, touch-screen, microphone, digital camera, video recorder or camcorder. These devices may be used to enter information and interact with the software and other devices described herein.

System **100** may include a server **130**. The server **130** may be a network-enabled computer device. Exemplary network-enabled computer devices include, without limitation, a server, a network appliance, a personal computer, a workstation, a phone, a handheld personal computer, a personal digital assistant, a thin client, a fat client, an Internet browser, a mobile device, a kiosk, a contactless card, or other a computer device or communications device. For example, network-enabled computer devices may include an iPhone, iPod, iPad from Apple® or any other mobile device running Apple's iOS® operating system, any device running Microsoft's Windows® Mobile operating system, any device running Google's Android® operating system, and/or any other smartphone, tablet, or like wearable mobile device.

The server **130** may include a processor **131**, a memory **132**, and an application **133**. The processor **131** may be a processor, a microprocessor, or other processor, and the server **130** may include one or more of these processors. The processor **131** may include processing circuitry, which may contain additional components, including additional processors, memories, error and parity/CRC checkers, data encoders, anti-collision algorithms, controllers, command decoders, security primitives and tamper-proofing hardware, as necessary to perform the functions described herein.

The processor **131** may be coupled to the memory **132**. The memory **132** may be a read-only memory, write-once read-multiple memory or read/write memory, e.g., RAM, ROM, and EEPROM, and the server **130** may include one or more of these memories. A read-only memory may be factory programmable as read-only or one-time programmable. One-time programmability provides the opportunity to write once then read many times. A write-once read-multiple memory may be programmed at a point in time after the memory chip has left the factory. Once the memory is programmed, it may not be rewritten, but it may be read many times. A read/write memory may be programmed and re-programmed many times after leaving the factory. It may also be read many times. The memory **132** may be configured to store one or more software applications, such as the application **133**, and other data, such as user's private data and financial account information.

The application **133** may comprise one or more software applications comprising instructions for execution on the server **130**. In some examples, the server **130** may execute one or more applications, such as software applications, that

enable, for example, network communications with one or more components of the system **100**, transmit and/or receive data, and perform the functions described herein. Upon execution by the processor **131**, the application **133** may provide the functions described in this specification, specifically to execute and perform the steps and functions in the process flows described below. For example, the application **133** may be executed to perform receiving web form data from the merchant device **120** and the card **110**, retaining a web session between the merchant device **120** and the card **110**, and masking private data received from the merchant device **120** and the card **110**. Such processes may be implemented in software, such as software modules, for execution by computers or other machines. The application **133** may provide GUIs through which a user may view and interact with other components and devices within the system **100**. The GUIs may be formatted, for example, as web pages in HyperText Markup Language (HTML), Extensible Markup Language (XML) or in any other suitable form for presentation on a display device depending upon applications used by users to interact with the system **100**.

The server **130** may further include a display **134** and input devices **135**. The display **134** may be any type of device for presenting visual information such as a computer monitor, a flat panel display, and a mobile device screen, including liquid crystal displays, light-emitting diode displays, plasma panels, and cathode ray tube displays. The input devices **135** may include any device for entering information into the server **130** that is available and supported by the server **130**, such as a touch-screen, keyboard, mouse, cursor-control device, touch-screen, microphone, digital camera, video recorder or camcorder. These devices may be used to enter information and interact with the software and other devices described herein.

System **100** may include one or more networks **140**. In some examples, the network **140** may be one or more of a wireless network, a wired network or any combination of wireless network and wired network, and may be configured to connect the merchant device **120**, the server **130**, the database **150** and the card **110**. For example, the network **140** may include one or more of a fiber optics network, a passive optical network, a cable network, an Internet network, a satellite network, a wireless local area network (LAN), a Global System for Mobile Communication, a Personal Communication Service, a Personal Area Network, Wireless Application Protocol, Multimedia Messaging Service, Enhanced Messaging Service, Short Message Service, Time Division Multiplexing based systems, Code Division Multiple Access based systems, D-AMPS, Wi-Fi, Fixed Wireless Data, IEEE 802.11b, 802.15.1, 802.11n and 802.11g, Bluetooth, NFC, Radio Frequency Identification (RFID), Wi-Fi, and/or the like.

In addition, the network **140** may include, without limitation, telephone lines, fiber optics, IEEE Ethernet 902.3, a wide area network, a wireless personal area network, a LAN, or a global network such as the Internet. In addition, the network **140** may support an Internet network, a wireless communication network, a cellular network, or the like, or any combination thereof. The network **140** may further include one network, or any number of the exemplary types of networks mentioned above, operating as a stand-alone network or in cooperation with each other. The network **140** may utilize one or more protocols of one or more network elements to which they are communicatively coupled. The network **140** may translate to or from other protocols to one or more protocols of network devices. Although the network **140** is depicted as a single network, it should be appreciated

that according to one or more examples, the network **140** may comprise a plurality of interconnected networks, such as, for example, the Internet, a service provider's network, a cable television network, corporate networks, such as credit card association networks, and home networks. The network **140** may further comprise, or be configured to create, one or more front channels, which may be publicly accessible and through which communications may be observable, and one or more secured back channels, which may not be publicly accessible and through which communications may not be observable.

System **100** may include a database **150**. The database **150** may be one or more databases configured to store data, including without limitation, private data of users, financial accounts of users, identities of users, transactions of users, and certified and uncertified documents. The database **150** may comprise a relational database, a non-relational database, or other database implementations, and any combination thereof, including a plurality of relational databases and non-relational databases. In some examples, the database **150** may comprise a desktop database, a mobile database, or an in-memory database. Further, the database **150** may be hosted internally by the server **130** or may be hosted externally of the server **130**, such as by a server, by a cloud-based platform, or in any storage device that is in data communication with the server **130**.

In some examples, exemplary procedures in accordance with the present disclosure described herein can be performed by a processing arrangement and/or a computing arrangement (e.g., computer hardware arrangement). Such processing/computing arrangement can be, for example entirely or a part of, or include, but not limited to, a computer/processor that can include, for example one or more microprocessors, and use instructions stored on a non-transitory computer-accessible medium (e.g., RAM, ROM, hard drive, or other storage device). For example, a computer-accessible medium can be part of the memory of the contactless card **110**, the merchant device **120**, the server **130**, the network **140**, and the database **150** or other computer hardware arrangement.

In some examples, a computer-accessible medium (e.g., as described herein, a storage device such as a hard disk, floppy disk, memory stick, CD-ROM, RAM, ROM, etc., or a collection thereof) can be provided (e.g., in communication with the processing arrangement). The computer-accessible medium can contain executable instructions thereon. In addition or alternatively, a storage arrangement can be provided separately from the computer-accessible medium, which can provide the instructions to the processing arrangement so as to configure the processing arrangement to execute certain exemplary procedures, processes, and methods, as described herein above, for example.

FIG. 2 illustrates a contactless card **200** according to an example embodiment. The contactless card **200** may comprise a payment card, such as a credit card, debit card, or gift card, issued by a service provider **205** displayed on the front or back of the card **200**. In some examples, the payment card may comprise a dual interface contactless payment card. In some examples, the contactless card **200** is not related to a payment card, and may comprise, without limitation, an identification card, a membership card, a loyalty card, a transportation card, and a point of access card.

The contactless card **200** may comprise a substrate **210**, which may include a single layer or one or more laminated layers composed of plastics, metals, and other materials. Exemplary substrate materials include polyvinyl chloride, polyvinyl chloride acetate, acrylonitrile butadiene styrene,

polycarbonate, polyesters, anodized titanium, palladium, gold, carbon, paper, and biodegradable materials. In some examples, the contactless card **200** may have physical characteristics compliant with the ID-1 format of the ISO/IEC 7810 standard, and the contactless card may otherwise be compliant with the ISO/IEC 14443 standard. However, it is understood that the contactless card **200** according to the present disclosure may have different characteristics, and the present disclosure does not require a contactless card to be implemented in a payment card.

The contactless card **200** may also include identification information **215** displayed on the front and/or back of the card, and a contact pad **220**. The contact pad **220** may be configured to establish contact with another communication device, such as a user device, smart phone, laptop, desktop, or tablet computer. The contactless card **200** may also include processing circuitry, antenna and other components not shown in FIG. 2. These components may be located behind the contact pad **220** or elsewhere on the substrate **210**. The contactless card **200** may also include a magnetic strip or tape, which may be located on the back of the card (not shown in FIG. 2).

FIG. 3 illustrates a contactless card **200** according to an example embodiment.

As illustrated in FIG. 3, the contact pad **305** may include processing circuitry **310** for storing and processing information, including a microprocessor **320** and a memory **325**. It is understood that the processing circuitry **310** may contain additional components, including processors, memories, error and parity/CRC checkers, data encoders, anticollision algorithms, controllers, command decoders, security primitives and tamperproofing hardware, as necessary to perform the functions described herein.

The memory **325** may be a read-only memory, write-once read-multiple memory or read/write memory, e.g., RAM, ROM, and EEPROM, and the contactless card **200** may include one or more of these memories. A read-only memory may be factory programmable as read-only or one-time programmable. One-time programmability provides the opportunity to write once then read many times. A write once/read-multiple memory may be programmed at a point in time after the memory chip has left the factory. Once the memory is programmed, it may not be rewritten, but it may be read many times. A read/write memory may be programmed and re-programmed many times after leaving the factory. It may also be read many times.

The memory **325** may be configured to store one or more applets **330**, one or more counters **335**, and a customer identifier **340**. The one or more applets **330** may comprise one or more software applications configured to execute on one or more contactless cards, such as Java Card applet. However, it is understood that applets **330** are not limited to Java Card applets, and instead may be any software application operable on contactless cards or other devices having limited memory. The one or more counters **335** may comprise a numeric counter sufficient to store an integer. The customer identifier **340** may comprise a unique alphanumeric identifier assigned to a user of the contactless card **200**, and the identifier may distinguish the user of the contactless card from other contactless card users. In some examples, the customer identifier **340** may identify both a customer and an account assigned to that customer and may further identify the contactless card associated with the customer's account.

The processor and memory elements of the foregoing exemplary embodiments are described with reference to the contact pad, but the present disclosure is not limited thereto.

It is understood that these elements may be implemented outside of the pad **305** or entirely separate from it, or as further elements in addition to processor **320** and memory **325** elements located within the contact pad **305**.

In some examples, the contactless card **200** may comprise one or more antennas **315**. The one or more antennas **315** may be placed within the contactless card **200** and around the processing circuitry **310** of the contact pad **305**. For example, the one or more antennas **315** may be integral with the processing circuitry **310** and the one or more antennas **315** may be used with an external booster coil. As another example, the one or more antennas **315** may be external to the contact pad **305** and the processing circuitry **310**.

In an embodiment, the coil of contactless card **200** may act as the secondary of an air core transformer. The terminal may communicate with the contactless card **200** by cutting power or amplitude modulation. The contactless card **200** may infer the data transmitted from the terminal using the gaps in the contactless card's power connection, which may be functionally maintained through one or more capacitors. The contactless card **200** may communicate back by switching a load on the contactless card's coil or load modulation. Load modulation may be detected in the terminal's coil through interference.

As explained above, the contactless cards **200** may be built on a software platform operable on smart cards or other devices having limited memory, such as JavaCard, and one or more or more applications or applets may be securely executed. Applets may be added to contactless cards to provide a one-time password (OTP) for multifactor authentication (MFA) in various mobile application-based use cases. Applets may be configured to respond to one or more requests, such as near field data exchange requests, from a reader, such as a mobile NFC reader, and produce an NDEF message that comprises a cryptographically secure OTP encoded as an NDEF text tag.

FIG. 4 is a diagram illustrating a card with a sensitive element according to an exemplary embodiment. The card may comprise a payment card, such as a credit card, debit card, or gift card, issued by a service provider displayed on the front or back of the card. In some examples, the payment card may comprise a dual interface contactless payment card. In some examples, the contactless card is not related to a payment card, and may comprise, without limitation, an identification card, a membership card, a loyalty card, a transportation card, and a point of access card.

The card may comprise a body **405** and a substrate **410**, which may include a single layer or one or more laminated layers composed of plastics, metals, and other materials. Exemplary substrate materials include polyvinyl chloride, polyvinyl chloride acetate, acrylonitrile butadiene styrene, polycarbonate, polyesters, anodized titanium, palladium, gold, carbon, paper, and biodegradable materials. In some examples, the contactless card **400** may have physical characteristics compliant with the ID-1 format of the ISO/IEC 7810 standard, and the contactless card may otherwise be compliant with the ISO/IEC 14443 standard. However, it is understood that the contactless card **400** according to the present disclosure may have different characteristics, and the present disclosure does not require a contactless card to be implemented in a payment card.

On the substrate, there can be a plastic covering **415** over a sensitive element **420**. The plastic element can be placed over the sensitive element to prevent the sensitive element from being triggered too early. When the user or merchant is ready to trigger the element, they can remove the plastic covering. In other embodiments, the plastic covering can

cover more of the substrate including the entire face of the card. The covering can comprise other materials such as paper, metal, or biodegradable materials. In some embodiments, the plastic covering can be configured to block UV light or other light that could trigger the sensitive element. In other embodiments, the plastic covering can block electric signals and chemical signals from triggering the sensitive element. Without limitation, the sensitive element can comprise UV-sensitive ink, temperature-sensitive ink, pressure-sensitive microspheres, UV-sensitive microsphere, temperature-sensitive microspheres, a biodegradable material, an electronic- or magnetic-sensitive material, or some material that can degrade naturally upon being activated. Naturally degrading material can include organic matter or any matter than can breakdown as a result of biodegradation. The sensitive element **420** can comprise an element that is sensitive to light, temperature, electricity, pressure, or chemical. For example, the sensitive element can be triggered by an exposure to ultraviolet light, a certain high or low temperature (e.g. 120 degrees Fahrenheit), an electric current from a card reader, applied pressure from a user's hand or machine (e.g. 30 pounds of pressure), or by some swab of chemical (e.g. alcohol). It is understood that these are nonlimiting examples and that the sensitive elements can be activated by other means. The sensitive element can further comprise ink **425**. The ink may comprise reflective ink, UV sensitive ink, temperature sensitive ink, or magnetic ink. It is understood that these examples are non-limiting and that other material and combinations thereof may constitute the ink. Although the pattern of ink in the sensitive element is represented as an ordered matrix of ink squares, it is understood that this is just one example of how the sensitive element can be configured. As another example, the sensitive element may comprise an unordered matrix of pixels, a watermark, or some other pattern. Once activated, the sensitive element can trigger its visual or tactile elements discussed with further reference to FIGS. **5a-5d**. In other embodiments, the activation of the sensitive element can occur by oxidation of one or more chemicals in microspheres on the card. For example, the sensitive element may be initially protected from the atmosphere by a rubber envelope or sticker. In other embodiments, the sensitive element can be a conductive polymer fuse that can be activated by an electronic or magnetic force.

The sensitive element **420** can have a predetermined lifespan. The predetermined lifespan refers to some period of time across which the sensitive element will change from one form to another, visually or otherwise. The predetermined lifespan can be of any length. The predetermined lifespan can affect the visual aspects of the card or even the usefulness of the card (see e.g. FIG. **7**). The predetermined lifespan can begin at one or more starting events such as a temperature change, card dip, card swipe, card tap, some other electronic moment, or some other starting event discussed elsewhere in the application.

FIGS. **5a-5d** are diagrams illustrating card with sensitive elements. The sensitive element of the card can be one or both faces of the card. FIG. **5a** illustrates a sensitive element that covers the entire face of the card except for the gift card title. The sensitive element comprises a pattern. Upon being triggered, the sensitive element can, over a predetermined time period, transition from a first stage to a second stage. The second stage can comprise a pattern, a color, a gradient, one or more symbols, any combination thereof, or some other visual element. FIG. **5a** illustrates a sensitive element

whose second stage is a pattern. Although FIG. 5a depicts a crisscross pattern, it is understood that pattern can include a number of other variations.

Without limitation, the sensitive element can comprise UV-sensitive ink, temperature-sensitive ink, pressure-sensitive microspheres, UV-sensitive microsphere, temperature-sensitive microspheres, a biodegradable material, an electronic- or magnetic-sensitive material, or some material that can degrade naturally upon being activated. Naturally degrading material can include organic matter or any matter than can breakdown as a result of biodegradation. The sensitive element can comprise an element that is sensitive to light, temperature, electricity, pressure, or chemical. For example, the sensitive element can be triggered by an exposure to ultraviolet light, a certain high or low temperature (e.g. 120 degrees Fahrenheit), an electric current from a card reader, applied pressure from a user's hand or machine (e.g. 30 pounds of pressure), or by some swab of chemical (e.g. alcohol). It is understood that these are nonlimiting examples and that the sensitive elements can be activated by other means. The sensitive element can further comprise ink. The ink may comprise reflective ink, UV sensitive ink, temperature sensitive ink, or magnetic ink. It is understood that these examples are non-limiting and that other material and combinations thereof may constitute the ink. Although the pattern of ink in the sensitive element is represented as an ordered matrix of ink squares, it is understood that this is just one example of how the sensitive element can be configured. As another example, the sensitive element may comprise an unordered matrix of pixels, a watermark, or some other pattern. Once activated, the sensitive element can trigger its visual or tactile elements discussed with further reference to FIGS. 5a-5d. In other embodiments, the activation of the sensitive element can occur by oxidation of one or more chemicals in microspheres on the card. For example, the sensitive element may be initially protected from the atmosphere by a rubber envelope or sticker. In other embodiments, the sensitive element can be a conductive polymer fuse that can be activated by an electronic or magnetic force.

The sensitive elements can have a predetermined lifespan. The predetermined lifespan refers to some period of time across which the sensitive element will change from one form to another, visually or otherwise. The predetermined lifespan can be of any length. The predetermined lifespan can affect the visual aspects of the card or even the usefulness of the card (see e.g. FIG. 7). The predetermined lifespan can begin at one or more starting events such as a temperature change, card dip, card swipe, card tap, some other electronic moment, or some other starting event discussed elsewhere in the application.

In FIGS. 5b and 5c, the second stage of the sensitive element is a color gradient. For example, the color gradient can continuously transition from a green to a blue color, the second stage being complete when the element turns entirely blue. FIG. 5b depicts the secure element located on the gift card title, and FIG. 5c depicts the secure element located on the entire face except for the gift card title.

FIG. 5d depicts the secure element covering only one corner of the face. In other embodiments, the secure element can cover any parts of the card's face.

The patterns and gradients in FIGS. 5a-5d can include additional variations not shown. For example, the sensitive element can be configured in the shape of a logo such as a brand logo or sports team logo. In other configurations, the sensitive element can be in the shape of a user's name, some words or phrases, or drawing. A card may have two sensitive

elements that are both activated at the same time: the first sensitive element may fade over time, and the second sensitive element may become more visually clear or prominent over time.

FIGS. 6a and 6b illustrate a contactless card with a sensitive element and its interaction with a device. FIG. 6a is an example of a card with contact pad. The card 600 may comprise a payment card, such as a credit card, debit card, or gift card, issued by a service provider 605 displayed on the front or back of the card 600. In some examples, the payment card may comprise a dual interface contactless payment card. In some examples, the card 600 is not related to a payment card, and may comprise, without limitation, an identification card, a membership card, a loyalty card, a transportation card, and a point of access card.

Without limitation, the sensitive element can comprise UV-sensitive ink, temperature-sensitive ink, pressure-sensitive microspheres, UV-sensitive microsphere, temperature-sensitive microspheres, a biodegradable material, an electronic- or magnetic-sensitive material, or some material that can degrade naturally upon being activated. Naturally degrading material can include organic matter or any matter than can breakdown as a result of biodegradation. The sensitive element can comprise an element that is sensitive to light, temperature, electricity, pressure, or chemical. For example, the sensitive element can be triggered by an exposure to ultraviolet light, a certain high or low temperature (e.g. 120 degrees Fahrenheit), an electric current from a card reader, applied pressure from a user's hand or machine (e.g. 30 pounds of pressure), or by some swab of chemical (e.g. alcohol). It is understood that these are nonlimiting examples and that the sensitive elements can be activated by other means. The sensitive element can further comprise ink. The ink may comprise reflective ink, UV sensitive ink, temperature sensitive ink, or magnetic ink. It is understood that these examples are non-limiting and that other material and combinations thereof may constitute the ink. Although the pattern of ink in the sensitive element is represented as an ordered matrix of ink squares, it is understood that this is just one example of how the sensitive element can be configured. As another example, the sensitive element may comprise an unordered matrix of pixels, a watermark, or some other pattern. Once activated, the sensitive element can trigger its visual or tactile elements discussed with further reference to FIGS. 5a-5d. In other embodiments, the activation of the sensitive element can occur by oxidation of one or more chemicals in microspheres on the card. For example, the sensitive element may be initially protected from the atmosphere by a rubber envelope or sticker. In other embodiments, the sensitive element can be a conductive polymer fuse that can be activated by an electronic or magnetic force.

The sensitive element can have a predetermined lifespan. The predetermined lifespan refers to some period of time across which the sensitive element will change from one form to another, visually or otherwise. The predetermined lifespan can be of any length. The predetermined lifespan can affect the visual aspects of the card or even the usefulness of the card (see e.g. FIG. 7). The predetermined lifespan can begin at one or more starting events such as a temperature change, card dip, card swipe, card tap, some other electronic moment, or some other starting event discussed elsewhere in the application.

The card 600 may comprise a substrate 610, which may include a single layer or one or more laminated layers composed of plastics, metals, and other materials. Exemplary substrate materials include polyvinyl chloride, poly-

vinyl chloride acetate, acrylonitrile butadiene styrene, polycarbonate, polyesters, anodized titanium, palladium, gold, carbon, paper, and biodegradable materials. Naturally degrading material can include organic matter or any matter than can breakdown as a result of biodegradation. In some examples, the card **600** may have physical characteristics compliant with the ID-1 format of the ISO/IEC 7810 standard, and the contactless card may otherwise be compliant with the ISO/IEC 14443 standard. However, it is understood that the card **600** according to the present disclosure may have different characteristics, and the present disclosure does not require a contactless card to be implemented in a payment card.

The card can also comprise a contact pad **615**. The contact pad **615** may be configured to establish contact with another communication device, such as a user device, smart phone, laptop, desktop, or tablet computer. The card **600** may also include processing circuitry, antenna and other components not shown in FIG. **6**. These components may be located behind the contact pad **615** or elsewhere on the substrate **610**. The contact pad is discussed with further reference to FIGS. **2** and **3**. The contactless card **600** may also include a magnetic strip or tape, which may be located on the back of the card (not shown in FIG. **6**). The card can also include a sensitive element **625** discussed with further reference to FIGS. **4** and **5**. There can be a connection **620** between the contact pad **615** and the sensitive element **625**. The connection **620** may be comprised of a bus, contact pin connectors, wires, or other similar connection devices. The connection **620** can carry an electric charge between the contact pad **615** and the sensitive element **625** such that the electric charge triggers the sensitive element.

FIG. **6b** depicts the card **630** interacting with a merchant device **640** over a communication field **635**. In some examples, the card **630** can be the same card from FIG. **6a**. The merchant device **640** can be network-enabled computer device. Exemplary network-enabled computer devices include, without limitation, a server, a network appliance, a personal computer, a workstation, a phone, a handheld personal computer, a personal digital assistant, a thin client, a fat client, an Internet browser, a mobile device, a kiosk, a contactless card, an automatic teller machine (ATM), or other a computer device or communications device. In some embodiments, the merchant device can be associated with a merchant, retailer, or other consumer-based establishment. The merchant device can open, by a processor, a communication field **635**. The communication field can be NFC, Bluetooth, or RFID. Generally, NFC is the transmission of data through electromagnetic radio fields which enable two or more devices to communicate with each other without touching. NFC operates at 13.56 MHz on ISO/IEC 18000-3 air interface and at rates ranging from 106 kbit/s to 424 kbit/s.

Some examples of NFC communication include NFC card emulation where smartphones act like smart cards allowing users to perform transactions such as payment. As another example, NFC reader/writer communication allows devices to read information stored on NFC tags embedded into labels or smart posters. As another example, NFC peer-to-peer communication allows two NFC-enabled devices to communicate with each other to exchange information.

NFC standards cover communications protocols and data exchange formats, and are based on existing RFID standards including ISO/IEC 14443 and FeliCa. The standards include ISO/IEC 18092 and those defined by the NFC Forum.

Upon entering the communication field **635**, the card **630** can receive a small electric charge from the merchant device **640**. This electric charge can, from the contact pad via the connection, activate or trigger the sensitive element. In other embodiments, the sensitive element can be activated by an electric charge from a card or chip readers associated with the merchant device **640**.

FIG. **7** illustrates a gradually degrading magnetic strip. In some embodiments, the sensitive element can be directly tied to the operation of the card. That is, the operative part of the card degrades until that the card cannot function after a certain time period passes. In FIG. **7**, a magnetic stripe card **705** is provisioned such that the magnetic stripe **710** is the sensitive element. The magnetic stripe card can be one of many types of cards, including but not limited to identification card, a membership card, a loyalty card, a gift card, a transportation card, and a point of access card. The magnetic stripe can contain one or more stacks of information including card account number, name, expiration date, service code, and card verification code. Magnetic stripe cards are generally used with card readers that can read the card upon being swiped.

Without limitation, the sensitive element can comprise UV-sensitive ink, temperature-sensitive ink, pressure-sensitive microspheres, UV-sensitive microsphere, temperature-sensitive microspheres, a biodegradable material, an electronic- or magnetic-sensitive material, or some material that can degrade naturally upon being activated. Naturally degrading material can include organic matter or any matter than can breakdown as a result of biodegradation. The sensitive element can comprise an element that is sensitive to light, temperature, electricity, pressure, or chemical. For example, the sensitive element can be triggered by an exposure to ultraviolet light, a certain high or low temperature (e.g. 120 degrees Fahrenheit), an electric current from a card reader, applied pressure from a user's hand or machine (e.g. 30 pounds of pressure), or by some swab of chemical (e.g. alcohol). It is understood that these are nonlimiting examples and that the sensitive elements can be activated by other means. The sensitive element can further comprise ink. The ink may comprise reflective ink, UV sensitive ink, temperature sensitive ink, or magnetic ink. It is understood that these examples are non-limiting and that other material and combinations thereof may constitute the ink. Although the pattern of ink in the sensitive element is represented as an ordered matrix of ink squares, it is understood that this is just one example of how the sensitive element can be configured. As another example, the sensitive element may comprise an unordered matrix of pixels, a watermark, or some other pattern. Once activated, the sensitive element can trigger its visual or tactile elements discussed with further reference to FIGS. **5a-5d**. In other embodiments, the activation of the sensitive element can occur by oxidation of one or more chemicals in microspheres on the card. For example, the sensitive element may be initially protected from the atmosphere by a rubber envelope or sticker. In other embodiments, the sensitive element can be a conductive polymer fuse that can be activated by an electronic or magnetic force.

The sensitive element can have a predetermined lifespan. The predetermined lifespan refers to some period of time across which the sensitive element will change from one form to another, visually or otherwise. The predetermined lifespan can be of any length. The predetermined lifespan can affect the visual aspects of the card or even the usefulness of the card (see e.g. FIG. **7**). The predetermined lifespan can begin at one or more starting events such as a tempera-

ture change, card dip, card swipe, card tap, some other electronic moment, or some other starting event discussed elsewhere in the application.

Once activated, the magnetic stripe degrades gradually. After a certain period of time, the magnetic stripe will become so degraded that a card reader will be unable to retrieve payment information from the card, thus rendering the card expired. On day 1, the sensitive element comprising the magnetic stripe is activated. Over time, the magnetic stripe will degrade or disappear gradually. For example, 250 days after triggering the sensitive element, the magnetic stripe will have degraded significantly but still be able to transmit information to a card reader. But after a longer period of time, the magnetic stripe will degrade so much that it cannot be read. For example, after 500 days the magnetic stripe will be inoperable. The user can see how much the magnetic stripe has degraded over time, thus giving them a visual cue that they have a limited time to use the card. To degrade over time, the magnetic strip can be composed a biodegradable material, conductive plastic, microsphere filled with one or more fluids or chemicals, an oxidizing chemical, and/or polymers.

In other embodiments, the magnetic stripe or some other operative part of the card could be delayed. That is, the sensitive element activates the operative part of the card rather than deactivates it. As an example, the sensitive element could be triggered. Upon being triggered, the sensitive element will activate the operative part of the card, e.g. the magnetic stripe, after six months. This ensures that the card is not used right away. A user can gift someone a card that they do not want to use until some time in the future. For example, a parent can give their child a gift card that activates around the summer time when school is out. Thus, the parent ensures that the child cannot spend the gift card before school ends.

FIG. 8 is a method flowchart illustrating a process according to an exemplary embodiment. The method can begin with activating the sensitive element in action 805. The sensitive element can be located one or both of the card's faces or substrates. The sensitive element can cover the entire face or one or more parts of the face. Furthermore, the sensitive element can be covered by a plastic covering. It is understood that the covering can further comprise paper, metal, or some other thin material. The sensitive material can be activated in a number of ways: exposing the sensitive element to UV light; electricity; pressure; temperature; friction; chemicals; or some other activating event. The activation of the sensitive material can be accomplished by a UV light; a card reader; a communication field such as NFC, Bluetooth, or RFID; or some other device. Upon activating the sensitive element, in action 810 the starting event is triggered. The starting event starts the transformation of the sensitive element from a first stage to a second stage. The second stage indicates that the card is approaching or has already approached its expiration. The first stage gradually transforms into the second stage such that a user can easily notice when the card is approaching its expiration.

Without limitation, the sensitive element can comprise UV-sensitive ink, temperature-sensitive ink, pressure-sensitive microspheres, UV-sensitive microsphere, temperature-sensitive microspheres, a biodegradable material, an electronic- or magnetic-sensitive material, or some material that can degrade naturally upon being activated. Naturally degrading material can include organic matter or any matter than can breakdown as a result of biodegradation. The sensitive element can comprise an element that is sensitive to light, temperature, electricity, pressure, or chemical. For

example, the sensitive element can be triggered by an exposure to ultraviolet light, a certain high or low temperature (e.g. 120 degrees Fahrenheit), an electric current from a card reader, applied pressure from a user's hand or machine (e.g. 30 pounds of pressure), or by some swab of chemical (e.g. alcohol). It is understood that these are nonlimiting examples and that the sensitive elements can be activated by other means. The sensitive element can further comprise ink. The ink may comprise reflective ink, UV sensitive ink, temperature sensitive ink, or magnetic ink. It is understood that these examples are non-limiting and that other material and combinations thereof may constitute the ink. Although the pattern of ink in the sensitive element is represented as an ordered matrix of ink squares, it is understood that this is just one example of how the sensitive element can be configured. As another example, the sensitive element may comprise an unordered matrix of pixels, a watermark, or some other pattern. Once activated, the sensitive element can trigger its visual or tactile elements discussed with further reference to FIGS. 5a-5d. In other embodiments, the activation of the sensitive element can occur by oxidation of one or more chemicals in microspheres on the card. For example, the sensitive element may be initially protected from the atmosphere by a rubber envelope or sticker. In other embodiments, the sensitive element can be a conductive polymer fuse that can be activated by an electronic or magnetic force.

The sensitive element can have a predetermined lifespan. The predetermined lifespan refers to some period of time across which the sensitive element will change from one form to another, visually or otherwise. The predetermined lifespan can be of any length. The predetermined lifespan can affect the visual aspects of the card or even the usefulness of the card (see e.g. FIG. 7). The predetermined lifespan can begin at one or more starting events such as a temperature change, card dip, card swipe, card tap, some other electronic moment, or some other starting event discussed elsewhere in the application.

The sensitive element can include a number of visual embodiments discussed with further reference to FIGS. 4-7. The sensitive elements can transform from a first color to a second color or from a first pattern to a second pattern. Additionally, the sensitive element can deteriorate over time such that a symbol, color, or pattern deteriorates visually as the sensitive element approaches its expiration. The sensitive element can deteriorate to reveal another symbol or visual cue to the user.

Upon triggering the starting event, in action 815 the date of the starting event can be recorded. This action can be performed by a processor associated with a user device or merchant device. For example, the user may scan, swipe, or tap the gift card with the user device to record the expiration date. As another example, the merchant can scan, swipe, or tap the gift card using a card reader, chip reader, or some other merchant device. The processor can record the date of the activation of the starting event and the expiration date. The dates can be stored in a database or data storage unit associated with the user device, merchant device, or some server. The server can be associated with the entity associated with the gift card. The server can store the activation data and the expiration date. Upon recording the start date, in action 820 the processor associated with the user device or merchant device can store the date in a data storage unit associated with the device or some other server. In some embodiments, the processor or some merchant server can track when the starting event has occurred and when the predetermined time period will end.

In some aspects, the techniques described herein relate to a card with a sensitive element, the card including a body further including: a substrate; and a sensitive element with a predetermined lifespan, wherein the sensitive element is configured to: begin the predetermined lifespan at a starting event, and finish the predetermined lifespan after a predetermined time period has passed.

In some aspects, the techniques described herein relate to a card, wherein the sensitive element includes at least an ultraviolet (UV) sensitive material.

In some aspects, the techniques described herein relate to a card, wherein the sensitive element includes at least an electrically sensitive material.

In some aspects, the techniques described herein relate to a card, wherein the sensitive element includes at least a temperature-sensitive material.

In some aspects, the techniques described herein relate to a card, wherein sensitive element includes a color-changing material, the color-changing material configured to be at least a first color at the starting event, and change gradually into at least a second color after a predetermined time period has passed.

In some aspects, the techniques described herein relate to a card, wherein the sensitive elements include a naturally degrading material.

In some aspects, the techniques described herein relate to a card, wherein starting event is an electronic action performed on the card.

In some aspects, the techniques described herein relate to a card, wherein the starting event is an exposure to at least one selected group of ultraviolet (UV) light and photoelectric light.

In some aspects, the techniques described herein relate to a card, wherein the starting event is a predetermined temperature change on the card.

In some aspects, the techniques described herein relate to a system for activating a time sensitive card, the system including: a card further including: a body further including: a substrate; and a sensitive element with a predetermined lifespan, wherein the sensitive element is configured to: begin the predetermined lifespan configured to begin at a starting event, and finish the predetermined lifespan after a predetermined time period has passed; a data storage unit configured to store at least a date when the card has experienced a starting event; and a merchant device configured to: activate the sensitive element; trigger the starting event; and record, upon triggering the starting event, the date when the card has experienced a starting event and a monetary amount associated with the card in the data storage unit.

In some aspects, the techniques described herein relate to a system, wherein the merchant device includes a card reader including at least a magnetic stripe reader, a near field communication (NFC) reader, and a radio-frequency identification (RFID) reader.

In some aspects, the techniques described herein relate to a system, wherein the card reader activates the sensitive element by electronically acting upon the card through a magnetic stripe reader, a near field communication (NFC) reader, and a radio-frequency identification (RFID) reader.

In some aspects, the techniques described herein relate to a system, wherein the system further includes a merchant server configured to track when the starting event has occurred and when the predetermined time period will end.

In some aspects, the techniques described herein relate to a system, wherein the card includes at least an ultraviolet

(UV) sensitive material, an electrically sensitive material, and a temperature-sensitive material.

In some aspects, the techniques described herein relate to a system, wherein the card further includes at least one face on which the sensitive element is visible to a user associated with the card.

In some aspects, the techniques described herein relate to a system, wherein the sensitive element further includes microspheres filled with ink that is sensitive to UV light and temperature.

In some aspects, the techniques described herein relate to a system, wherein the sensitive element includes bioreactive chemicals.

In some aspects, the techniques described herein relate to a method for recording an activation of a time-sensitive card, the method including the steps of: providing a card including: a body further including: a substrate, and a sensitive element with a predetermined lifespan, wherein the sensitive element is configured to: begin the predetermined lifespan at a starting event, and finish the predetermined lifespan after a predetermined time period has passed; activating the sensitive element, triggering the starting event, and recording, upon triggering the starting event, at least a date when the card has experienced a starting event and a monetary amount associated with the card in a data storage unit.

In some aspects, the techniques described herein relate to a method, wherein the steps further include activating the sensitive element by at least electronically acting upon the card through at least one selected from the group of a magnetic stripe reader, a near field communication (NFC) reader, and a radio-frequency identification (RFID) reader.

In some aspects, the techniques described herein relate to a method, wherein the steps further include tracking when the starting event has occurred and when the predetermined time period will end.

As used herein, the terms “card” and “contactless card” are not limited to a particular type of card. Rather, it is understood that the term “card” can refer to a contact-based card, a contactless card, or any other card, unless otherwise indicated. It is further understood that the present disclosure is not limited to cards having a certain purpose (e.g., payment cards, gift cards, identification cards, or membership cards), to cards associated with a particular type of account (e.g., a credit account, a debit account, a membership account), or to cards issued by a particular entity (e.g., a financial institution, a government entity, or a social club). Instead, it is understood that the present disclosure includes cards having any purpose, account association, or issuing entity.

As used herein, user information, personal information, and sensitive information can include any information relating to the user, such as a private information and non-private information. Private information can include any sensitive data, including financial data (e.g., account information, account balances, account activity), personal information/ personally-identifiable information (e.g., social security number, home or work address, birth date, telephone number, email address, passport number, driver’s license number), access information (e.g., passwords, security codes, authorization codes, biometric data), and any other information that user may desire to avoid revealing to unauthorized persons. Non-private information can include any data that is publicly known or otherwise not intended to be kept private.

It is further noted that the systems and methods described herein may be tangibly embodied in one or more physical media, such as, but not limited to, a compact disc (CD), a

digital versatile disc (DVD), a floppy disk, a hard drive, read only memory (ROM), random access memory (RAM), as well as other physical media capable of data storage. For example, data storage may include random access memory (RAM) and read only memory (ROM), which may be configured to access and store data and information and computer program instructions. Data storage may also include storage media or other suitable type of memory (e.g., such as, for example, RAM, ROM, programmable read-only memory (PROM), erasable programmable read-only memory (EPROM), electrically erasable programmable read-only memory (EEPROM), magnetic disks, optical disks, floppy disks, hard disks, removable cartridges, flash drives, and any type of tangible and non-transitory storage medium), where the files that comprise an operating system, application programs including, for example, web browser application, email application and/or other applications, and data files may be stored. The data storage of the network-enabled computer systems may include electronic information, files, and documents stored in various ways, including, for example, a flat file, indexed file, hierarchical database, relational database, such as a database created and maintained with software from, for example, Oracle® Corporation, Microsoft® Excel file, Microsoft® Access file, a solid state storage device, which may include a flash array, a hybrid array, or a server-side product, enterprise storage, which may include online or cloud storage, or any other storage mechanism. Moreover, the figures illustrate various components (e.g., servers, computers, processors, etc.) separately. The functions described as being performed at various components may be performed at other components, and the various components may be combined or separated. Other modifications also may be made.

Computer readable program instructions described herein can be downloaded to respective computing and/or processing devices from a computer readable storage medium or to an external computer or external storage device via a network, for example, the Internet, a local area network, a wide area network and/or a wireless network. The network may comprise copper transmission cables, optical transmission fibers, wireless transmission, routers, firewalls, switches, gateway computers and/or edge servers. A network adapter card or network interface in each computing and/or processing device receives computer readable program instructions from the network and forwards the computer readable program instructions for storage in a computer readable storage medium within the respective computing and/or processing device.

Computer readable program instructions for carrying out operations of the present invention may be assembler instructions, instruction-set-architecture (ISA) instructions, machine instructions, machine dependent instructions, microcode, firmware instructions, state-setting data, or either source code or object code written in any combination of one or more programming languages, including an object oriented programming language such as Java, Smalltalk, C++ or the like, and conventional procedural programming languages, such as the "C" programming language or similar programming languages. The computer readable program instructions may execute entirely on the user's computer, partly on the user's computer, as a stand-alone software package, partly on the user's computer and partly on a remote computer or entirely on the remote computer or server. In the latter scenario, the remote computer may be connected to the user's computer through any type of network, including a local area network (LAN) or a wide area network (WAN), or the connection may be made to an

external computer (for example, through the Internet using an Internet Service Provider). In some embodiments, electronic circuitry including, for example, programmable logic circuitry, field-programmable gate arrays (FPGA), or programmable logic arrays (PLA) may execute the computer readable program instructions by utilizing state information of the computer readable program instructions to personalize the electronic circuitry, to perform aspects of the present invention.

These computer readable program instructions may be provided to a processor of a general-purpose computer, special purpose computer, or other programmable data processing apparatus to produce a machine, such that the instructions, which execute via the processor of the computer or other programmable data processing apparatus, create means for implementing the functions specified herein. These computer-readable program instructions may also be stored in a computer-readable storage medium that can direct a computer, a programmable data processing apparatus, and/or other devices to function in a manner, such that the computer readable storage medium having instructions stored therein comprises an article of manufacture including instructions which implement aspects of the functions specified herein.

The computer readable program instructions may also be loaded onto a computer, other programmable data processing apparatus, or other device to cause a series of operational steps to be performed on the computer, other programmable apparatus or other device to produce a computer implemented process, such that the instructions which execute on the computer, other programmable apparatus, or other device implement the functions specified herein.

Implementations of the various techniques described herein may be implemented in digital electronic circuitry, or in computer hardware, firmware, software, or in combinations of them. Implementations may be implemented as a computer program product, i.e., a computer program tangibly embodied in an information carrier, e.g., in a machine readable storage device or in a propagated signal, for execution by, or to control the operation of, data processing apparatus, e.g., a programmable processor, a computer, or multiple computers. A computer program, such as the computer program(s) described above, can be written in any form of programming language, including compiled or interpreted languages, and can be deployed in any form, including as a stand-alone program or as a module, component, subroutine, or other unit suitable for use in a computing environment. A computer program can be deployed to be executed on one computer or on multiple computers at one site or distributed across multiple sites and interconnected by a communication network.

Method steps may be performed by one or more programmable processors executing a computer program to perform functions by operating on input data and generating output. Method steps also may be performed by, and an apparatus may be implemented as, special purpose logic circuitry, e.g., an FPGA (field programmable gate array) or an ASIC (application specific integrated circuit).

Although embodiments of the present invention have been described herein in the context of a particular implementation in a particular environment for a particular purpose, those skilled in the art will recognize that its usefulness is not limited thereto and that the embodiments of the present invention can be beneficially implemented in other related environments for similar purposes. The invention should therefore not be limited by the above described

embodiments, method, and examples, but by all embodiments within the scope and spirit of the invention as claimed.

In the invention, various embodiments have been described with references to the accompanying drawings. It may, however, be evident that various modifications and changes may be made thereto, and additional embodiments may be implemented, without departing from the broader scope of the invention as set forth in the claims that follow. The invention and drawings are accordingly to be regarded in an illustrative rather than restrictive sense.

The invention is not to be limited in terms of the particular embodiments described herein, which are intended as illustrations of various aspects. Many modifications and variations can be made without departing from its spirit and scope. Functionally equivalent systems, processes and apparatuses within the scope of the invention, in addition to those enumerated herein, may be apparent from the representative descriptions herein. Such modifications and variations are intended to fall within the scope of the appended claims. The invention is to be limited only by the terms of the appended claims, along with the full scope of equivalents to which such representative claims are entitled.

I claim:

1. A card with a sensitive element, the card comprising: a substrate; and a sensitive element with a predetermined lifespan, wherein the sensitive element is configured to: activate responsive to being at least electronically acted upon through at least one selected from the group of a magnetic stripe reader, a near field communication (NFC) reader, and a radio-frequency identification (RFID) reader, begin the predetermined lifespan at a starting event, and finish the predetermined lifespan after a predetermined time period has passed.
2. The card of claim 1, wherein the sensitive element comprises at least an ultraviolet (UV) sensitive material.
3. The card of claim 1, wherein the sensitive element comprises at least an electrically sensitive material.
4. The card of claim 1, wherein the sensitive element comprises at least a temperature-sensitive material.
5. The card of claim 1, wherein sensitive element comprises a color-changing material, the color-changing material configured to be at least a first color at the starting event, and change gradually into at least a second color after a predetermined time period has passed.
6. The card of claim 1, wherein the sensitive element comprises a naturally degrading material.
7. The card of claim 1, wherein starting event is an electronic action performed on the card.
8. The card of claim 1, wherein the starting event is an exposure to at least one selected group of ultraviolet (UV) light and photoelectric light.
9. The card of claim 1, wherein the starting event is a predetermined temperature change on the card.
10. A system for activating a time sensitive card, the system comprising: a card comprising: a substrate; and a sensitive element with a predetermined lifespan, wherein the sensitive element is configured to: begin the predetermined lifespan configured to begin at a starting event, and

finish the predetermined lifespan after a predetermined time period has passed; a data storage unit configured to store at least a date when the card has experienced a starting event; and a merchant device configured to: activate the sensitive element; trigger the starting event; and record, upon triggering the starting event, the date when the card has experienced a starting event and a monetary amount associated with the card in the data storage unit.

11. The system of claim 10, wherein the merchant device comprises a card reader comprising at least a magnetic stripe reader, a near field communication (NFC) reader, and a radio-frequency identification (RFID) reader.

12. The system of claim 11, wherein the card reader activates the sensitive element by electronically acting upon the card through a magnetic stripe reader, a near field communication (NFC) reader, and a radio-frequency identification (RFID) reader.

13. The system of claim 10, wherein the system further comprises a merchant server configured to track when the starting event has occurred and when the predetermined time period will end.

14. The system of claim 10, wherein the card comprises at least an ultraviolet (UV) sensitive material, an electrically sensitive material, and a temperature-sensitive material.

15. The system of claim 10, wherein the card further comprises at least one face on which the sensitive element is visible to a user associated with the card.

16. The system of claim 10, wherein the sensitive element further comprises microspheres filled with ink that is sensitive to UV light and temperature.

17. The system of claim 10, wherein the sensitive element comprises bioreactive chemicals.

18. A method for recording an activation of a time-sensitive card, the method comprising the steps of: providing a card comprising:

- a substrate, and
- a sensitive element with a predetermined lifespan, wherein the sensitive element is configured to: begin the predetermined lifespan at a starting event, and finish the predetermined lifespan after a predetermined time period has passed;

activating the sensitive element by at least electronically acting upon the card through at least one selected from the group of a magnetic stripe reader, a near field communication (NFC) reader, and a radio-frequency identification (RFID) reader;

triggering the starting event; and recording, upon triggering the starting event, at least a date when the card has experienced a starting event and a monetary amount associated with the card in a data storage unit.

19. The method of claim 18, wherein the steps further comprise tracking when the starting event has occurred and when the predetermined time period will end.

20. The method of claim 18, wherein: the sensitive element comprises at least one selected from the group of a visual element and a tactile element, and the method further comprises triggering, after activation, the at least one selected from the group of the visual element and the tactile element.