

J. D. LEACH.
Broom-Holder.

No. 209,484.

Patented Oct. 29, 1878.

FIG. 1.

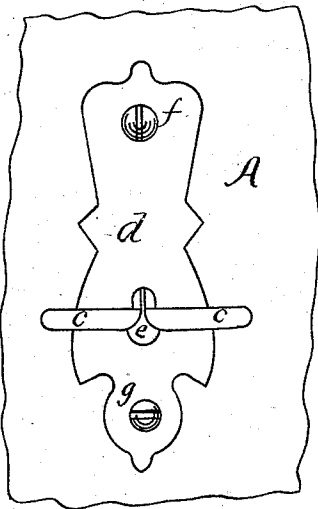


FIG. 2.

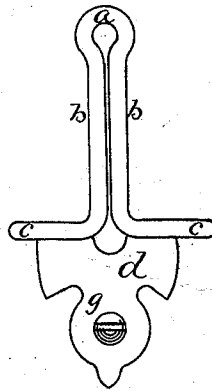
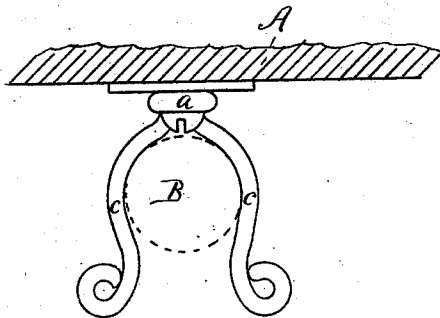


FIG. 3.



WITNESSES,
Eugene Humphrey
Samuel D. Kelley

INVENTOR.
Joseph D. Leach
By Porter & Hutchins
Atty.

UNITED STATES PATENT OFFICE.

JOSEPH D. LEACH, OF PENOBSCOT, MAINE.

IMPROVEMENT IN BROOM-HOLDERS.

Specification forming part of Letters Patent No. 209,484, dated October 29, 1878; application filed July 5, 1878.

To all whom it may concern:

Be it known that I, JOSEPH D. LEACH, of Penobscot, State of Maine, have invented a new and useful or Improved Broom-Holder, of which the following is a specification:

This invention relates to a device to be secured to the wall of a room or other suitable place, and in which a broom, brush, or other domestic utensil may be held when not in use; and the invention consists in a device formed of wire in one entire piece, which is so formed and bent as to have a pair of curved gripping jaws or fingers, from the base of which the wire extends at right angles a sufficient distance, where it terminates in an eye formed in the bight of the two parts of the wire, and which receives one of the screws which secure the holder to the wall, a cap or shield having a slot to receive the parallel part of the wire being also combined with the holder, so as to prevent the spreading of the jaws and to economize the torsional spring of the straight part of the holder, so as to hold the broom in the gripe of the jaws.

Figure 1 is a front elevation, showing the holder complete and as secured to the wall. Fig. 2 is a similar view, but with the upper part of the shield broken away. Fig. 3 is a top or plan view of Fig. 1.

In these figures, A is a section of the wall to which the holder is secured. *a* is the eye or bight formed at the lineal center of the

wire. *b b* are the parallel portions which bear against the wall A. *c c* are the two jaws or fingers which grasp the handle B, as shown by dotted lines in Fig. 3. *d* is the shield, and *e* is the slot in the same through which the eye *a* and members *b b* are inserted. The screw *f* secures the upper end of the shield and the eye *a* to the wall, and screw *g* secures the lower end of the shield to the wall, thereby securing the holder in position.

It will be apparent that by inserting the two parts of the wire, at the angle between members *b b* and *c c*, in slot *e* the members *b b* cannot be spread apart at their lower ends when the jaws *c c* are forced open by the act of inserting the handle of a broom or other body between them, and that such spreading of the outer ends of the jaws will produce a torsional or twisting strain and action upon members *b b*, thereby insuring an elastic action of the jaws to gripe the handle when so inserted.

I claim as my invention—

A broom-holder formed of a single piece of wire, and with the eye *a*, members *b b*, jaws *c c*, and the slotted shield *d* formed to receive the wire-holder, substantially as described and shown.

JOSEPH D. LEACH.

Witnesses:

CHARLES LEACH,
SABIN HUTCHINGS.