



US00D545658S

(12) **United States Design Patent**
Worlen

(10) **Patent No.:** **US D545,658 S**

(45) **Date of Patent:** **** Jul. 3, 2007**

(54) **KNIFE**

D412,275 S * 7/1999 Collins D8/99
6,363,615 B1 * 4/2002 Moser 30/161

(75) Inventor: **Tami S. Worlen**, Ooltewah, TN (US)

(73) Assignee: **Frost Cutlery Company**, Ooltewah, TN (US)

(**) Term: **14 Years**

(21) Appl. No.: **29/264,030**

(22) Filed: **Aug. 3, 2006**

Related U.S. Application Data

(62) Division of application No. 29/223,726, filed on Feb. 18, 2005.

(51) **LOC (8) CL.** **08-03**

(52) **U.S. CL.** **D8/99**

(58) **Field of Classification Search** D8/98,
D8/99, 100, 105, 107, 95; D22/118; 30/155,
30/156, 157, 158, 159, 160, 161, 162; 16/422
See application file for complete search history.

(56) **References Cited**

U.S. PATENT DOCUMENTS

5,060,379	A	*	10/1991	Neely	30/161
D377,443	S	*	1/1997	Seber et al.	D8/107
D379,579	S	*	6/1997	Pohl	D8/99
D385,173	S	*	10/1997	McWillis	D8/99
D392,539	S	*	3/1998	Balolia	D8/99
D397,016	S	*	8/1998	Pohl	D8/99
D399,113	S	*	10/1998	Balolia	D8/99
D407,961	S	*	4/1999	Balolia	D8/99
D410,186	S	*	5/1999	Balolia	D8/99
D410,187	S	*	5/1999	Balolia	D8/99

OTHER PUBLICATIONS

Knife Center Store on Internet, Junglee Sahara Knife and Foreign Legion Folder.*
Smokey Mountain Knife Works Catalog, Summer 2000, p. 9, Smith & Wesson SWAT Knives at bottom of page.*
Smokey Mountain Knife Works Catalog, Jan. 2002, p. 21, Buck Cross Lock Hunet Knife with camo pattern handle.*

* cited by examiner

Primary Examiner—Philip S. Hyder

(74) *Attorney, Agent, or Firm*—Blank Rome LLP

(57) **CLAIM**

The ornamental design for a knife, as shown and described.

DESCRIPTION

FIG. 1 is a right side elevational view of a knife, showing my new design;

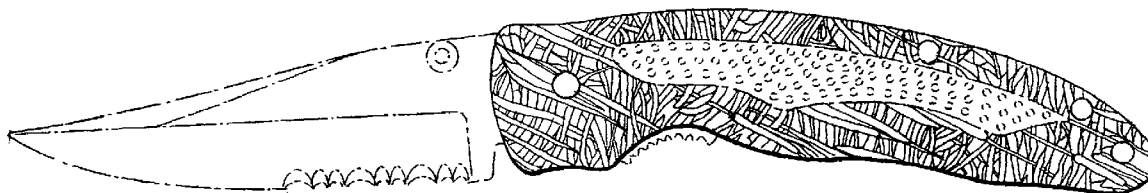
FIG. 2 is a top plan view of the knife illustrated in FIG. 1; FIG. 3 is a bottom plan view of the knife illustrated in FIGS. 1-2;

FIG. 4 is a front elevational view of the knife illustrated in FIGS. 1-3; and,

FIG. 5 is a rear elevational view of the knife illustrated in FIGS. 1-4.

The broken line showing of the blade is included for the purpose of illustrating environmental structure and forms no part of the claimed design.

1 Claim, 1 Drawing Sheet



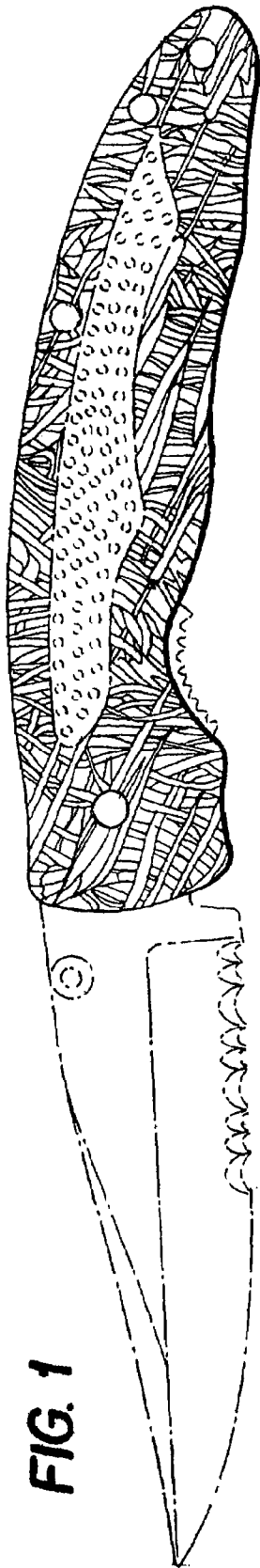


FIG. 1



FIG. 2



FIG. 3



FIG. 4

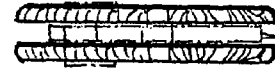


FIG. 5