



US00D409142S

United States Patent [19]
Yoshiura

[11] **Patent Number: Des. 409,142**
[45] **Date of Patent: ** May 4, 1999**

[54] **ELECTRICAL CONNECTOR TERMINAL**

4,653,825 3/1987 Olsson 439/607 X
5,088,934 2/1992 Chow et al. 439/395
5,282,761 2/1994 Hollingsworth 439/790

[75] Inventor: **Yasuo Yoshiura**, Tokyo, Japan

[73] Assignee: **SMK Corporation**, Tokyo, Japan

[**] Term: **14 Years**

Primary Examiner—Alan P. Douglas
Assistant Examiner—Lavone D. Tabor
Attorney, Agent, or Firm—Armstrong, Westerman, Hattori,
McLeland, & Naughton

[21] Appl. No.: **29/076,577**

[57] **CLAIM**

[22] Filed: **Sep. 10, 1997**

The ornamental design for an electrical connector terminal,
as shown and described.

[30] **Foreign Application Priority Data**

DESCRIPTION

Mar. 12, 1997 [JP] Japan 9-7100

[51] **LOC (6) Cl.** **13-03**

[52] **U.S. Cl.** **D13/133**

[58] **Field of Search** D13/133, 149,
D13/154; 439/79-81, 395, 607, 608, 633,
790, 870, 877, 884, 887, 888

FIG. 1 is a perspective view taken from the right, upper
corner of an electrical connector terminal showing my new
design;

FIG. 2 is a front view thereof;

FIG. 3 is a rear view thereof;

FIG. 4 is a top view thereof;

FIG. 5 is a bottom view thereof;

FIG. 6 is a left side view thereof; and,

FIG. 7 is a right side view thereof.

[56] **References Cited**

U.S. PATENT DOCUMENTS

3,168,615 2/1965 Owen et al. 439/395 X
4,602,842 7/1986 Free et al. 439/633

1 Claim, 1 Drawing Sheet

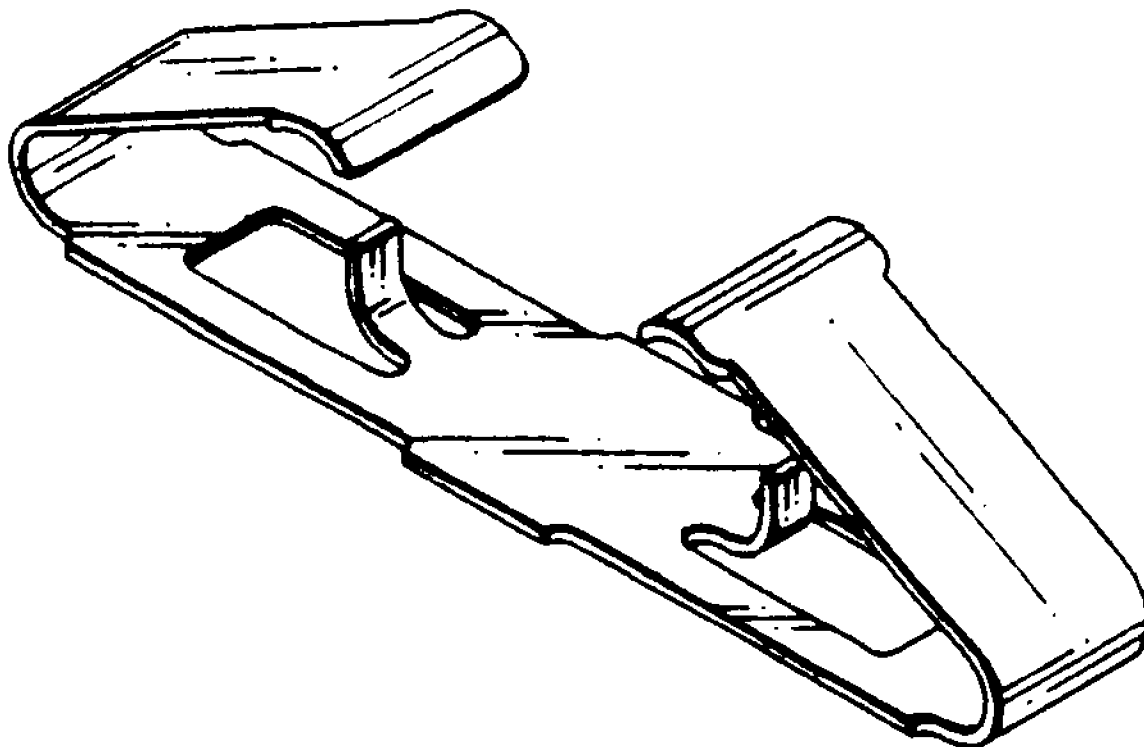


FIG. 1

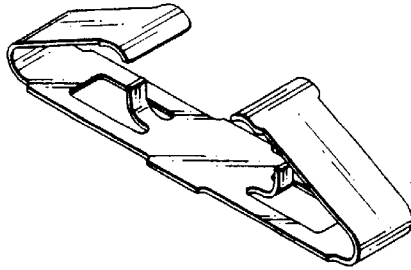


FIG. 2



FIG. 3



FIG. 4

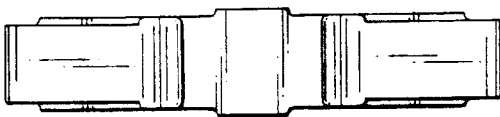


FIG. 5

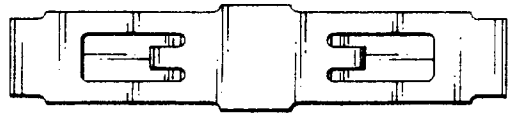


FIG. 6



FIG. 7

