



(72) BONHOMME, YVES, FR
(72) NICHOLSON, GEOFFREY, GB
(72) CAVE, GILLIAN, GB
(72) NICHOLSON, SARAH J., GB
(71) LIPHA S.A., FR

(51) Int.Cl.⁷ A61K 31/64

(30) 1998/07/15 (98401781.4) EP

(54) **FORME POSOLOGIQUE ORALE SOLIDE COMPRENANT UNE
COMBINAISON DE METFORMINE ET DE GLIBENCLAMIDE**

(54) **SOLID ORAL DOSAGE FORM COMPRISING A COMBINATION
OF METFORMIN AND GLIBENCLAMIDE**

(57) L'invention concerne une forme posologique orale solide comprenant une combinaison de metformine et de glibenclamide, dans laquelle la taille du médicament glibenclamide est telle que la biodisponibilité de glibenclamide est comparable à une biodisponibilité de glibenclamide résultant de l'administration séparée de metformine et de glibenclamide.

(57) The present invention relates to a solid oral dosage form comprising a combination of metformin and glibenclamide in which the size of glibenclamide is such that the glibenclamide bioavailability is comparable to the glibenclamide bioavailability obtained with a separate administration of metformin and glibenclamide.

PCTWORLD INTELLECTUAL PROPERTY ORGANIZATION
International Bureau

INTERNATIONAL APPLICATION PUBLISHED UNDER THE PATENT COOPERATION TREATY (PCT)

(51) International Patent Classification ⁷ : A61K 31 /64	A2	(11) International Publication Number: WO 00/03742 (43) International Publication Date: 27 January 2000 (27.01.00)
(21) International Application Number: PCT/EP99/05571 (22) International Filing Date: 12 July 1999 (12.07.99) (30) Priority Data: 98401781.4 15 July 1998 (15.07.98) EP (71) Applicant (for all designated States except US): LIPHA [FR/FR]; 34, rue Saint-Romain, F-69008 Lyon (FR). (72) Inventors; and (75) Inventors/Applicants (for US only): BONHOMME, Yves [FR/FR]; Le Buclay, 21, avenue de la Paix, F-69260 Charbonnières les Bains (FR). NICHOLSON, Geoffrey [GB/GB]; 48 Langdon Avenue, Aylesbury, Bucking- hamshire HP21 9UT (GB). CAVE, Gillian [GB/GB]; 26 Hilbre Drive, Ellesmere Port CH65 9JQ (GB). NICHOL- SON, Sarah, J. [GB/GB]; 4 Redstone Hill, Helsby, Cheshire WA6 9PE (GB). (74) Agent: OBOLENSKY, Michel; Cabinet Lavoix, 2, place d'Estienne d'Orves, F-75441 Paris Cedex 09 (FR).	(81) Designated States: AE, AL, AM, AT, AU, AZ, BA, BB, BG, BR, BY, CA, CH, CN, CU, CZ, DE, DK, EE, ES, FI, GB, GD, GE, GH, GM, HR, HU, ID, IL, IN, IS, JP, KE, KG, KP, KR, KZ, LC, LK, LR, LS, LT, LU, LV, MD, MG, MK, MN, MW, MX, NO, NZ, PL, PT, RO, RU, SD, SE, SG, SI, SK, SL, TJ, TM, TR, TT, UA, UG, US, UZ, VN, YU, ZA, ZW, ARIPO patent (GH, GM, KE, LS, MW, SD, SL, SZ, UG, ZW), Eurasian patent (AM, AZ, BY, KG, KZ, MD, RU, TJ, TM), European patent (AT, BE, CH, CY, DE, DK, ES, FI, FR, GB, GR, IE, IT, LU, MC, NL, PT, SE), OAPI patent (BF, BJ, CF, CG, CI, CM, GA, GN, GW, ML, MR, NE, SN, TD, TG). Published <i>Without international search report and to be republished upon receipt of that report.</i>	
(54) Title: SOLID ORAL DOSAGE FORM COMPRISING A COMBINATION OF METFORMIN AND GLIBENCLAMIDE		
(57) Abstract		
<p>The present invention relates to a solid oral dosage form comprising a combination of metformin and glibenclamide in which the size of glibenclamide is such that the glibenclamide bioavailability is comparable to the glibenclamide bioavailability obtained with a separate administration of metformin and glibenclamide.</p>		

"Solid oral dosage form comprising a combination of metformin and glibenclamide".

The present invention relates to solid oral dosage forms for the treatment of non-insulin dependent diabetes.

Non-insulin dependent diabetes is a metabolic disorder characterized by hyperglycaemia, which occurs due to insulin deficiency, insulin resistance and reduced glucose tolerance.

There are two main groups of oral antidiabetic drugs available: these are the sulphonylureas and the biguanidines. Sulphonylureas act by stimulating insulin release and are thus only effective with some residual pancreatic beta-cell activity, examples of sulphonylureas available are glibenclamide, gliclazide, tolbutamide, glipizide, tolazamide, gliquidone and chlorpropamide. The biguanidines, such as metformin, act by decreasing gluconeogenesis and by increasing peripheral utilisation of glucose, and as they require endogenous insulin they are only effective with some residual pancreatic islet cell activity.

The initial treatment of non-insulin dependent diabetes involves diet control and exercise. Only after this has been shown to be inadequate are oral antidiabetic drugs used, and then only to complement the effect of diet and not replace it. Monotherapy with an oral antidiabetic can be an effective treatment for many years. However the efficiency can decrease with time. Due to sulphonylureas and biguanidines having complementary modes of action, combined therapy is now an established form of treatment for non-insulin dependent diabetes.

To improve patient compliance a combined tablet would be an advantage. The present invention relates to solid oral dosage forms comprising a combination of metformin and glibenclamide (also named glyburide).

A combination of metformin with glibenclamide has been disclosed in WO 97/17975 for the treatment of type II diabetes with a defined ratio of the two active ingredients, which is a requirement in order to obtain an optimum therapeutic effect. This prior art defines an optimum therapeutic ratio of metformin hydrochloride to glibenclamide of 100:1, for example 500mg of metformin hydrochloride with 5mg glibenclamide in a single

dosage unit. This ratio allows a range of daily doses, based on increasing the number of tablets taken per day, that avoid poor disease control through underdosing of either ingredient when there is a requirement for co-administration, and avoids hypoglycaemia by overdosing of either component when so co-administered. Assurance of performance in clinical use, which will derive from having a product exhibiting appropriate bioavailability of the glibenclamide component, is a key requirement for physicians wishing to treat patients with a combination formulation. Appropriate bioavailability implies that 5mg of glibenclamide formulated into a combination tablet with metformin is absorbed to an acceptably similar extent, and at a comparable rate, to glibenclamide dosed as a single entity formulation of the same strength when dosed concurrently with a single entity formulation of metformin.

This prior art does not teach how to formulate a combination product of metformin with glibenclamide so as to assure appropriate bioavailability of the glibenclamide component. There is no issue in this respect in the case of metformin hydrochloride on account of its high water solubility and therefore the bioavailability of metformin from combination formulations will not be discussed further. It is however a very important aspect to consider for glibenclamide as this is a poorly soluble drug substance (solubility is 0.1mg/ml in water at 25°C – practically insoluble as defined by the USP).

As such, its rate of solution after administration of a dosage form will influence the rate and extent of entry of the drug into the bloodstream (bioavailability). The control of the rate and extent of entry into the bloodstream is important for appropriate therapeutic effect.

Hence, the reference discloses a suitable ratio of the two active ingredients in a single dosage form, in order to model how the two individual ingredients might be desirably co-administered (based on how they would be dosed according to usual practice associated with currently available single entity formulations), it does not teach how to assure that such a combination formulation will perform in terms of bioavailability of

glibenclamide. This bioavailability should be as similar as possible to when the relevant doses of the two single entity formulations are co-administered.

In addition, when a combination tablet using standard galenic procedures is proceeded with standard generic glibenclamide in the combination tablet, a reduced bioavailability in comparison to the co-prescribed situation was apparent.

It has now been found using in-vitro and in-vivo testing that the reduced bioavailability is related to the particle size and the particle size distribution of the glibenclamide. It has been found that particles which are too small result in high glibenclamide blood levels with consequent risk of hypoglycaemia and particles which are too large cannot dissolve sufficiently rapidly to give comparable bioavailability with the co-prescribed situation. It is therefore necessary to have a closely defined particle size distribution of the glibenclamide in the combination form.

The selection of a specific size fraction of glibenclamide enables the production of a solid oral dosage form comprising a combination of metformin and glibenclamide, and in particular a tablet, exhibiting glibenclamide bioavailability comparable to the bioavailability obtained with the separated administration of metformin and glibenclamide, when judged by the area under the curve of the in-vivo analysis.

The present invention provides in particular a tablet comprising a combination of metformin and glibenclamide, exhibiting a comparable glibenclamide bioavailability to the co-administered tablets.

In a first embodiment, the solid oral form such as a tablet, according to the invention, contains a combination of glibenclamide and metformin in which the size of the glibenclamide is such that at most 10% of the particles are less than 2 μm and at most 10% of the particles are greater than 60 μm . Preferably, the size of the glibenclamide is such that at most 10% of the particles are less than 3 μm and at most 10% of the particles

are greater than 40 μm . This specific particle size range of glibenclamide may be obtained by sieving or air jet milling.

In a second embodiment, the solid oral dosage form comprises a combination of metformin and glibenclamide in which the size of glibenclamide is such that at most 25 % of the particles are less than 11 μm and at most 25 % of the particles are greater than 46 μm .

Preferably, 50 % of particles are less than 23 μm .

Metformin may be used as a salt of metformin, such as hydrochloride, fumarate, hydrobromide, p-chlorophenoxy acetate or embonate. The weight ratio of metformin salt to glibenclamide should preferably be between 50/1 to 250/1.

The preferred compositions for the oral dosage form is provided in the table below, with ranges on components being provided:

15

Product identity	Amount of ingredient, mg per tablet		
	500/5	500/2,5	250/1.25
Ingredient			
Metformin hydrochloride	500.0	500.0	250.0
Glibenclamide	5.00	2.50	1.25
Croscarmellose sodium	6.0 – 30.0	6.0 – 30.0	3.0 – 15.0
Microcrystalline cellulose	30.0 – 120.0	30.0 – 120.0	15.0 – 60.0
Polyvinyl pyrrolidone	6.0 – 36.0	6.0 – 36.0	3.0 – 18.0
Magnesium stearate	0.6 – 15.0	0.6 – 15.0	0.3 – 7.5
Film coat*	9.0 – 24.0	9.0 – 24.0	4.5 – 12.0

* a commercially-available film coat composition is used, such as Opadry (Colorcon, UK).

The especially preferred compositions are as follows:

Product identity	Amount of ingredient, mg per tablet		
	500/5	500/2,5	250/1.25
Ingredient			
Metformin hydrochloride	500.0	500.0	250.0
Glibenclamide	5.00	2.50	1.25
Croscarmellose sodium	14.0	14.0	7.0
Microcrystalline cellulose	54.0	56.5	28.25
Polyvinyl pyrrolidone	20.0	20.0	10.0
Magnesium stearate	1.2 – 12.0	1.2 – 12.0	0.6 – 6.0
Film coat*	9.0 – 24.0	9.0 – 24.0	4.5 – 12.0

* a commercially-available film coat composition is used, such as Opadry (Colorcon, UK).

The tablet according to the present invention may be obtained by a process comprising:

- a) forming granules by wet granulation of a mixture of metformin and glibenclamide;
- b) blending the granules with a tableting aid and diluent, and
- c) tableting the blend thus obtained into tablets.

Advantageously the mixture used for forming the granules comprises a granulating binder. This granulating binder is in particular a polyvinylpyrrolidone such as for example, a polyvinylpyrrolidone having a molecular weight of 45 000. The polyvinylpyrrolidone may be used in a proportion of 2 to 4% by weight with respect to the final tablet.

After the granulating step the granules may be sieved and dried.

The granules are then blended with a diluent and tableting aid. The diluent may be any material usually used for making tablets, such as microcrystalline cellulose. The tableting aid may be any material usually for making tablets, such as magnesium stearate.

The tablets thus obtained may then be coated with a hydrophilic cellulose polymer and talc. The hydrophilic cellulose polymer may be 2-hydroxypropyl methylcellulose.

The following examples and tests illustrate the present invention.

5

Example 1

A tablet of metformin/glibenclamide has been prepared as follows:

66.6 g of polyvinylpyrrolidone are mixed with 246 g of purified water
10 with a stirrer. 1500 g metformin hydrochloride, 7.5 g of glibenclamide (with
a 10 to 90% size range between 2 to 60 μm), 42 g croscarmellose sodium
and 284.4 g of microcrystalline cellulose are mixed in a granulator. The
polyvinylpyrrolidone solution is added to the granulator and the wet
mass is granulated. The granules are extruded through a 1 mm mesh.
15 The granules are emptied into a preheated fluidised bed dryer and the
granules are dried. 97.5 g of microcrystalline cellulose is mixed into the
granules using a tumbling mixer. 12 g of magnesium stearate is added to
the tumbling mixer and mix. The granule mix is tableted using a suitable
tablet press. The tablets are coated with a 2% hydroxypropyl
20 methylcellulose coat in a coating machine.

Example 2

A tablet of metformin/glibenclamide has been prepared as follows:

25 5.83 g of glibenclamide (with a 10 to 90% size range between 2 to
60 μm), are preblended with 32.67 g of croscarmellose sodium. 46.67 g of
polyvinylpyrrolidone are mixed with 93.33 g of purified water with a stirrer.
The glibenclamide-croscarmellose sodium blend is mixed with 1166.6 g of
metformin hydrochloride in a granulator. The polyvinylpyrrolidone solution
30 is added to the granulator and the wet mass is granulated. The granules
are emptied into a preheated fluidised bed dryer and the granules are

dried. The particle size of the granules is reduced by passing through a 1 mm mesh. 131.83 g of microcrystalline cellulose are mixed into the granules in the granulator. 16.3 g of magnesium stearate are added to the granulator and mixed. The granule mix is tableted using a suitable tablet
 5 press. The tablets are coated with a 2% hydroxypropyl methylcellulose coat in a coating machine.

Test 1

10 In-vivo bioavailability tests were performed with tablets prepared as disclosed in example 2, using two batches of glibenclamide. The two batches have the following 10 to 90% particle size range:

batch A: 3.47-38.08 μm

batch B: 15.63-91.6 μm .

15 The distribution of the particle size of batches A and B are illustrated in figure 1.

The two batches of tablets were administered to healthy patients in comparison to co-administered glibenclamide (marketed under the trade name Daonil) and metformin hydrochloride (16 patients for each group).

20 The comparative concentrations of glibenclamide in a tablet comprising a combination of metformin and respectively the batch A and the batch B of glibenclamide and with the co-administration are shown respectively in figures 2 and 3.

The area under the curve (AUC) are the following:

25

	AUC (ng/ml/h)
combination with batch A	790.5
combination with batch B	353.0
co-administration	869.3

30

It appears that with the combination according to the invention with batch A the AUC is substantially the same as in the case of co-administration, whereas with the combination with batch B the AUC is more clearly different.

5

Test 2

Careful examination of blood levels of glibenclamide in humans following administration of a series of tablet formulations of metformin hydrochloride combined with glibenclamide (identified as formulations Combo 1, 2, 3 and 4), where the formulation are identical save for the particle size characteristics of the glibenclamide used, compared with commercially available reference formulations of metformin hydrochloride (Glucophage™, Bristol-Myers Squibb) and glibenclamide (Micronase™, Upjohn) dosed together, allowed definition of particle characteristics for glibenclamide that would assure appropriate bioavailability of the glibenclamide component from the combination formulation. This means that disease control when patients are first treated with such a combination formulation will be predictable, based on prior physician knowledge of treatments employing either single drug.

Alternatively, if patients have undergone prior stabilisation of their disease by adding treatment with a commercial product like Micronase™ to existing treatment with Glucophage™ (or vice versa), then the switch over to a more convenient treatment employing the combination in a single tablet (and where the appropriate bioavailability of the glyburide component is assured) will result in the desired level of disease control being maintained.

Data from the studies with metformin hydrochloride/glibenclamide tablets formulated with glibenclamide of different particle size characteristics allowed the development of a correlation between drug particle size and the *in vivo* performance. The properties of the lots of

glyburide used in the series of combination tablets employed are shown in the table below:

Tablet batch	glibenclamide particle size (microns)		
	25 % undersize	50 % undersize	75 % undersize
Combo 1	15	33	62
Combo 2	28	58	88
Combo 3	10	25	52
Combo 4	6	11	19

- 5 When four compositionally-identical individual batches of tablets of metformin hydrochloride-glyburide 500/2.5mg were prepared using each of these lots of glibenclamide and dosed to humans, the following pharmacokinetic parameters were found on analysis of the glibenclamide plasma concentration-time curves:

10

Tablet batch	Pharmacokinetic parameters glibenclamide			
	C _{max} (ng/ml, geo. mean)	AUC (ng/ml/hr, geo. mean)	C _{max} (ng/ml, arith. mean)	AUC (ng/ml/hr, arith. mean)
Combo 1	71	478	76	493
Combo 2	52	345	54	339
Combo 3	64	513	67	531
Combo 4	88	642	93	716

- 15 A reasonable correlation can be obtained between particle size and the maximum attained geometric mean glibenclamide plasma concentration, C_{max}, and also with the geometric mean area under the glibenclamide plasma concentration-time curve, AUC.

From these correlations, projected limits on particle size for glyburide that would give predicted C_{max} and AUC values $\pm 25\%$ of a

mean value for batches of the reference glibenclamide formulation, Micronase™ utilised in the *in vivo* studies become:

	<u>25% undersize limits</u>	<u>50% undersize limits</u>	<u>75% undersize limits</u>
Cmax	<0-18 microns	<0-37 microns	<0-63 microns
AUC	<0-11 microns	<0-25 microns	<0-46 microns

- 5 Accommodating both Cmax and AUC requirements, the projected limits then become:

<u>25% undersize limits</u>	<u>50% undersize limits</u>	<u>75% undersize limits</u>
≤ 11 microns	≤ 23 microns	≤ 46 microns

10 Glibenclamide having these particle size characteristics have powder surface area values in the range 1.7 to 2.2 m²g⁻¹ as determined by nitrogen adsorption. Therefore material of these properties when formulated as described in this work is distinct from the material disclosed in US 3 979 520 which required glibenclamide of powder surface area in excess of 3m²g⁻¹ (preferably 5 to 10 m²g⁻¹) to yield appropriate
 15 glibenclamide bioavailability. The glibenclamide of particle size properties detailed in this work, when formulated as described here produces appropriate glibenclamide bioavailability in humans as described in the next test.

20 Test 3

A batch of metformin hydrochloride-glibenclamide tablets 500/5mg was prepared as follows. Glibenclamide (1.0kg) with the above defined size was tumble mixed with 2.8kg of croscarmellose sodium and this
 25 mixture was then blended in a high shear mixer with metformin hydrochloride (100kg) to which 0.5% by weight of magnesium stearate had been added.

This dry mix was wet granulated in a high shear mixer with 12.1kg of an aqueous solution of povidone (containing 4kg of povidone). The wet granules were dried in a fluid bed drier at 60°C to a defined moisture content. The dried (loss on drying 2-3% w/w) granules were size reduced in a oscillator (1.0mm screen aperture) then tumble mixed with 10.8kg of microcrystalline cellulose, followed by mixing with 0.9kg of the tablet lubricant magnesium stearate. The lubricated granules were compressed using 16mm x 8mm capsule shaped tooling and the tablet cores were film coated (weight gain approximately 2% w/w) with the proprietary film coat material Opadry 32920 to yield the final yellow, capsule-shaped tablets. In a human pharmacokinetic study volunteer either were dosed with one of these tablets or with a treatment being one 500mg Glucophage™ tablet plus one 5mg Micronase™ tablet co-administered. Glibenclamide plasma levels following dosing were analysed and the following pharmacokinetic were found for this component:

Treatment	Parameter	Mean	Adjusted geometric mean	Ratio of means (Point estimate)
Combination Tablet 500/5	Cmax	122	116	1.14
	AUC (O-T)	859	831	1.07
Glucophage + Micronase	Cmax	113	101	-
	AUC (O-T)	842	780	-

Glibenclamide bioavailability from the combination tablet is comparable to that from the reference glibenclamide formulation, Micronase™. This would thus allow patients to conveniently take one tablet of the combination product instead of two tablets of existing therapies together, without concern that low glibenclamide blood levels would result, which might occur with prior art formulations and lead to loss of control of disease.

Example 3

Instead of compressing into tablet granulation as prepared for test 3
5 was filled into size 00 capsules to either provide for metformin
hydrochloride/glibenclamide 500mg/5mg product or the 500mg/2.5mg
product. Granulation was filled into size 1 capsules to provide the
250mg/2.5mg product.

10 These capsule exhibited acceptable physical properties and
provide an alternative to the tablets. Formulations as described in WO
97/17975 could not be filled in capsules of a size acceptable to most
patients because of the larger amount of excipients employed the
formulations they described.

CLAIMS

1. A solid oral dosage form comprising a combination of metformin and glibenclamide in which the size of glibenclamide is such that the
5 glibenclamide bioavailability is comparable to the glibenclamide bioavailability obtained with a separate administration of metformin and glibenclamide .

2. A solid oral dosage form comprising a combination of metformin and glibenclamide in which the size of the glibenclamide is such that at
10 most 10% of the particles are less than 2 μm and at most 10% of the particles are greater than 60 μm .

3. A solid oral dosage form as claimed in claim 2 in which the size of the glibenclamide is such that at most 10% of the particles are less than
3 μm at most 10% of the particles are greater than 40 μm .

15 4. A solid oral dosage form comprising a combination of metformin and glibenclamide in which the size of glibenclamide is such that at most 25 % of the particles are less than 11 μm and at most 25 % of the particles are greater than 46 μm .

20 5. A solid oral dosage form in which 50 % of particles are less than 23 μm .

6. A solid oral dosage form as claimed in any one of claims 1 to 4 in which metformin is present as metformin salt and the weight ratio of metformin salt to glibenclamide is 50/1 to 250/1.

25 7. A solid oral dosage form as claimed in any one of claims 1 to 6 which is a tablet.

8. A tablet as claimed in claim 7 which is obtained by a process comprising:

a) forming granules by wet granulation of a mixture of metformin and glibenclamide;

30 b) blending the granules with a tableting aid

c) tableting the blend thus obtained into tablets.

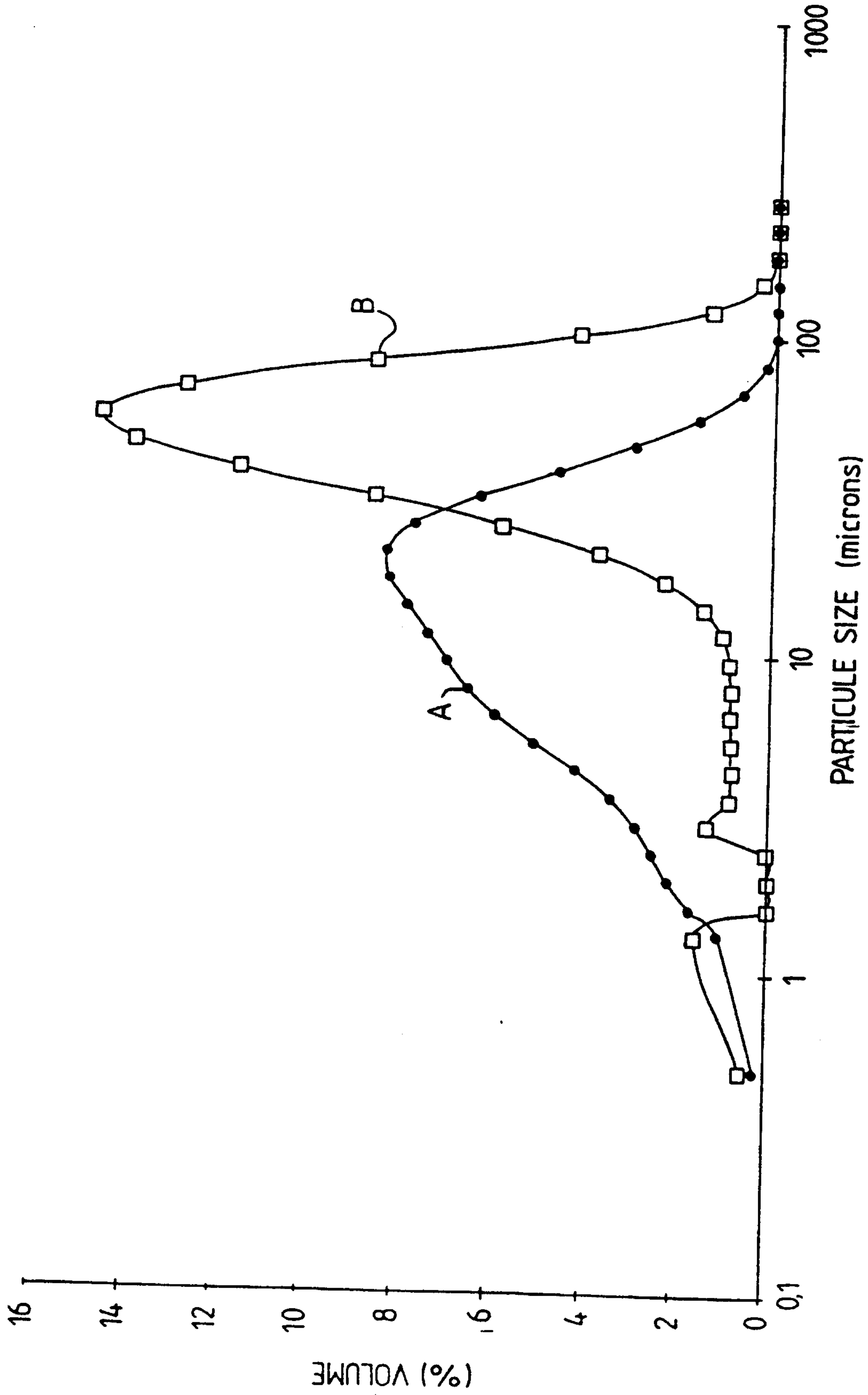


FIG.1

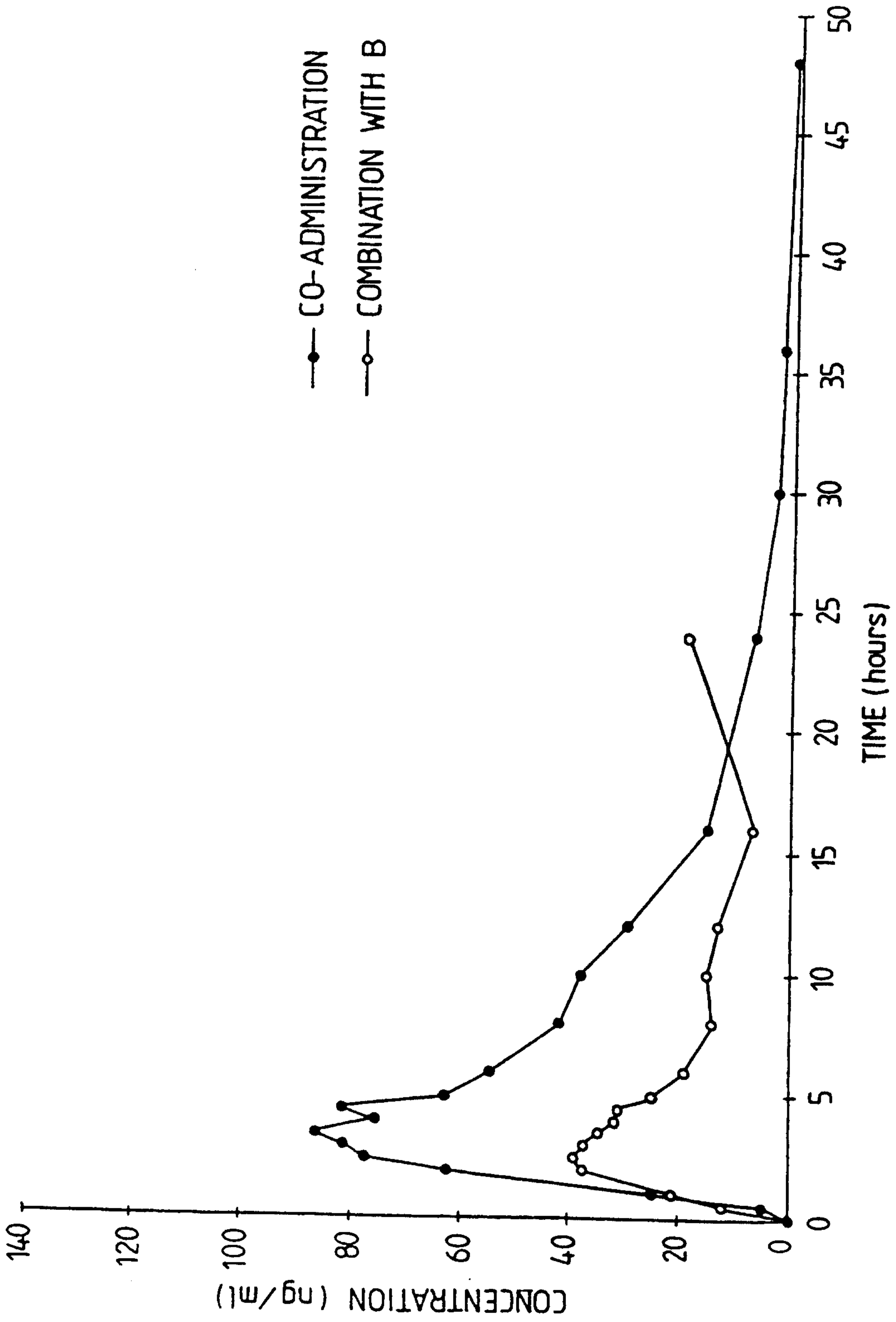


FIG. 2

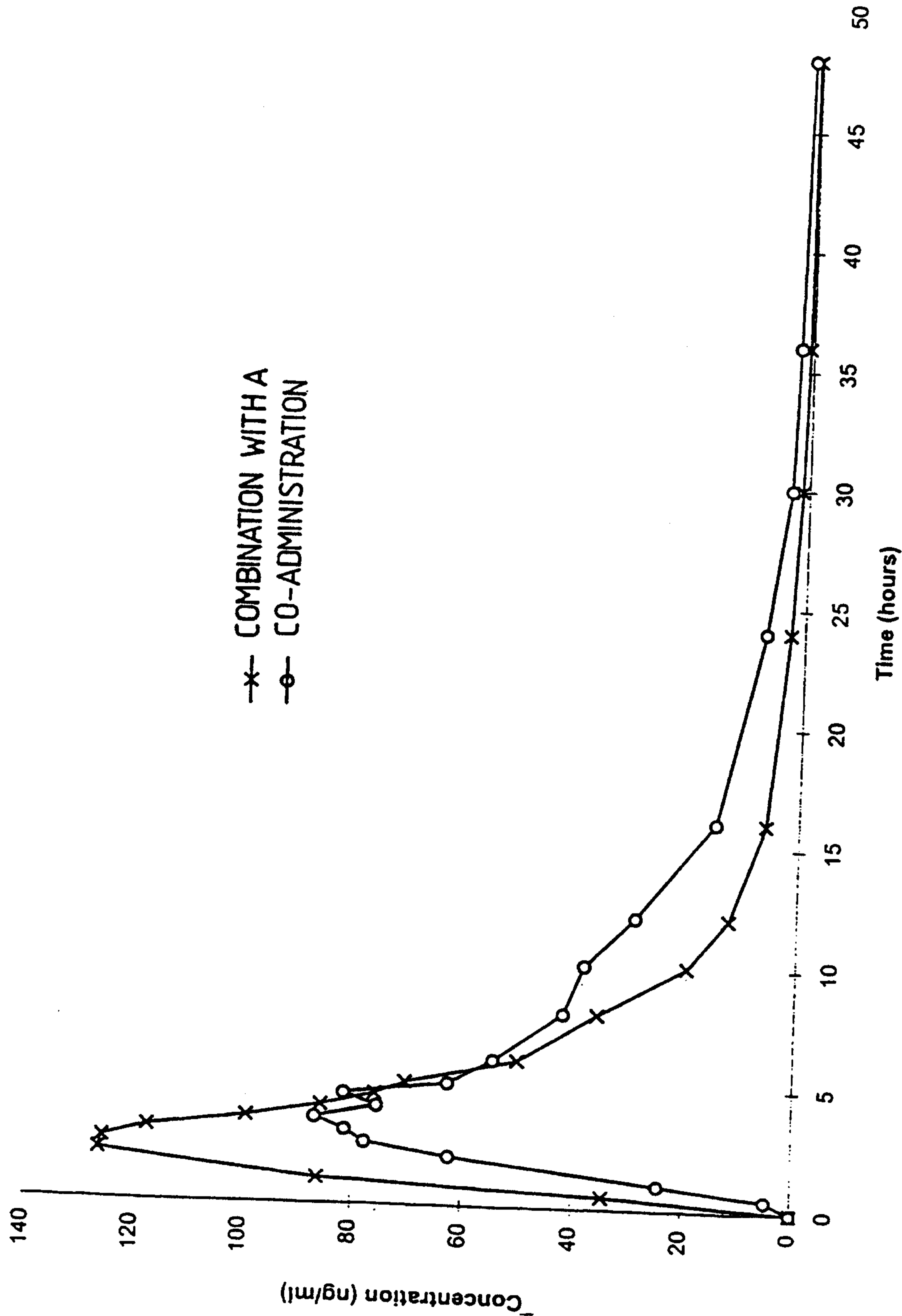


FIG. 3