

H. PURSCHKE.  
PENHOLDER.

APPLICATION FILED NOV. 18, 1903.

NO MODEL.

Fig. 3.

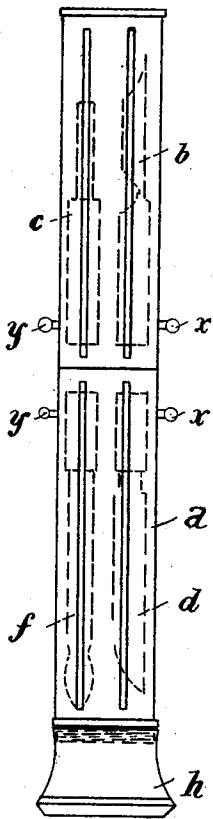


Fig. 1.

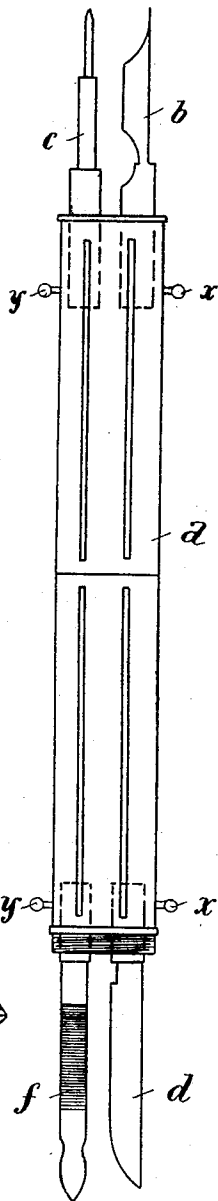


Fig. 4.

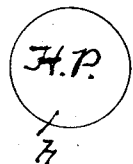
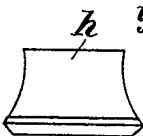


Fig. 2.



Witnesses:  
*G. Heinicke*  
*F. Franke*

Inventor:  
*Hermann Purschke*  
*per G. Dittmar*  
 Attorney.

# UNITED STATES PATENT OFFICE.

HERMANN PURSCHKE, OF DÜSSELDORF, GERMANY.

## PENHOLDER.

SPECIFICATION forming part of Letters Patent No. 772,000, dated October 11, 1904.

Application filed November 18, 1903. Serial No. 181,671. (No model.)

*To all whom it may concern:*

Be it known that I, HERMANN PURSCHKE, a subject of the Emperor of Germany, residing at Elizabethstrasse 34, Düsseldorf, Germany, have invented certain new and useful improvements in penholders combined with pencils, erasers, knives, corkscrews, pencil-sharpeners, files, seals, cigar-cutters, and similar objects; and I do hereby declare the following to be a full, clear, and exact description of the same.

The object of the present invention relates to an instrument for the use on desks; and it consists in the combination of a penholder with pencil, knife, corkscrew, pencil-sharpener, file, seal, cigar-cutter, &c.

In the accompanying drawings the instrument is represented by Figure 1 in elevation. Fig. 2 shows in elevation the screw-cap serving as a seal. Fig. 3 shows the instrument closed, the position of the different parts being indicated by dotted lines. Fig. 4 is an end view of the cap, showing the seal.

A sleeve or tube *a*, made of any suitable material, is provided, as shown in the drawing as an example, with a penholder *b*, a pencil *c*, a knife *d*, and file *f*, being arranged slidably in the ordinary well-known manner, pins with round heads serving to move them by traveling in longitudinal slots. On one end the tube *a* is provided with a seal *h*, preferably in

the shape of a screw-cap, having on the outer surface the engraving and carrying on the rear or inner surface a piece of rubber for erasing purposes.

It is evident that by making a tube wide enough six or more tools may be arranged at each end either slidably, as shown, or they may be screwed in or may be hinged to the tube *a* in the same manner as the blades of pocket-knives.

Having thus described my invention, what I claim as new, and wish to secure by Letters Patent of the United States, is—

As an improved article of manufacture, the herein-described desk implement comprising a tube having slots extending longitudinally thereof in opposite directions from near its center, one end of said tube being exteriorly threaded, a plurality of implements mounted to slide within said tube and guided by means in said slots and a screw-cap removably engaged upon the threaded end of the tube and retaining the implements at said end of the tube, and a seal carried by said cap all substantially as shown and described.

In testimony whereof I affix my signature.

HERMANN PURSCHKE.

In presence of—

WILLIAM ESSENWEIN,  
PETER LIEBER.