

[54] CASE FOR RADIO AND BATTERY

[76] Inventor: Jack N. Holcomb, P.O. Box 23130, Ft. Lauderdale, Fla. 33307

[**] Term: 14 Years

[21] Appl. No.: 716,636

[22] Filed: Mar. 27, 1985

[52] U.S. Cl. D14/76; D14/68

[58] Field of Search D14/68, 69, 70, 71, D14/72, 75, 76, 95, 99; 455/73, 89, 90, 344, 350, 351

brochure, p. 4, right center of page—Rechargeable Battery Pack.

Primary Examiner—Bernard Ansher
Assistant Examiner—Theodore M. Shooman
Attorney, Agent, or Firm—Herbert C. Schulze

[57] CLAIM

The ornamental design for a case for radio and battery, as shown and described.

DESCRIPTION

FIG. 1 is a top, front and left side perspective view of a case for a radio and battery showing my new design; FIG. 2 is an exploded top, front and right side perspective view thereof; FIG. 3 is an exploded right side elevational view thereof; FIG. 4 is an exploded rear elevational view thereof; and FIG. 5 is a bottom plan view thereof. The broken line showing of the battery is for illustrative purposes only and forms no part of the claimed design.

References Cited

U.S. PATENT DOCUMENTS

D. 198,032	4/1964	Leland et al.	D14/68 X
D. 235,449	6/1975	Holcomb	D14/68
D. 239,657	4/1976	Vong	D14/69
D. 266,562	10/1982	Hattori	D14/70 X
D. 276,913	12/1984	Okada et al.	D14/71
D. 281,600	12/1985	Claxton et al.	D14/68

OTHER PUBLICATIONS

Standard Communications—Horizon Marine Products

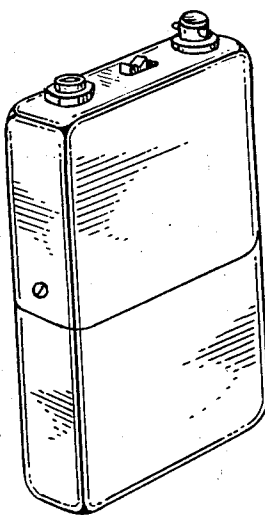


FIG. 1.

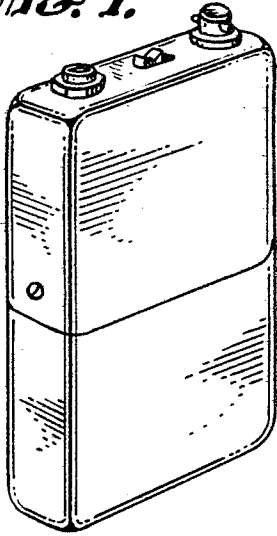


FIG. 2.

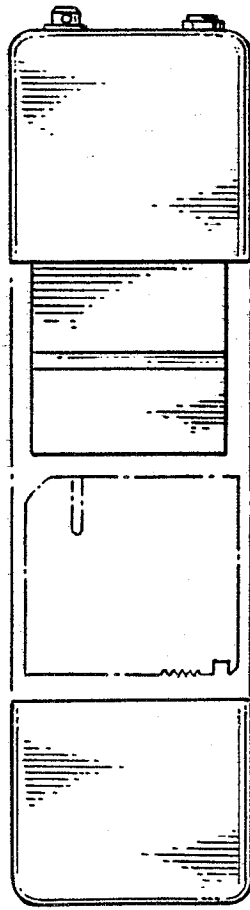
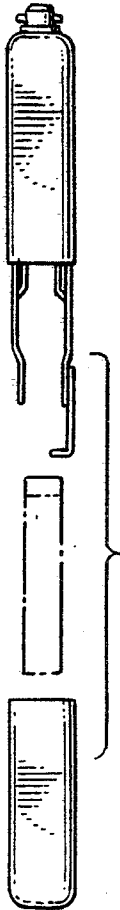
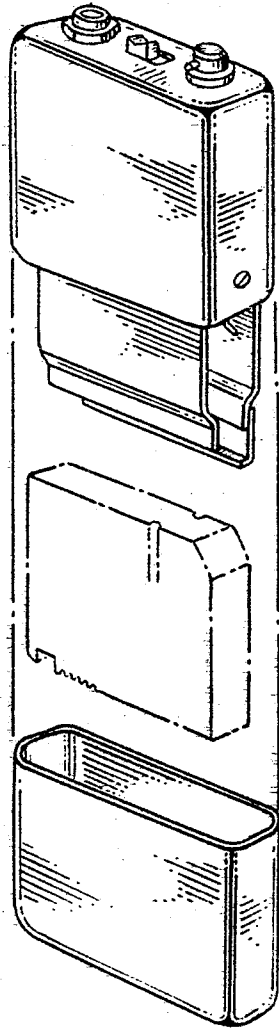


FIG. 5.




FIG. 3.

FIG. 4.