



US00D375002S

United States Patent [19]

[11] Patent Number: **Des. 375,002**

Sosso

[45] Date of Patent: ****Oct. 29, 1996**

[54] LIFT RACK WITH DIVIDER SYSTEM

FOREIGN PATENT DOCUMENTS

[75] Inventor: **Jerome F. Sosso**, Apple Valley, Minn.

404462 6/1966 Switzerland 40/124

[73] Assignee: **Stein Industries, Inc.**, Minneapolis, Minn.

Primary Examiner—B. J. Bullock

Assistant Examiner—S. Snapp

Attorney, Agent, or Firm—Nawrocki, Rooney & Sivertson, P.A.

[**] Term: **14 Years**

[57] CLAIM

[21] Appl. No.: **40,852**

The ornamental design for a lift rack with divider system, as shown and described.

[22] Filed: **Jun. 29, 1995**

[52] U.S. Cl. **D6/449**

[58] Field of Search D6/449, 450, 473, D6/474, 475, 429; 40/124, 124.1, 124.4; 211/42, 41, 40, 198; 206/45

DESCRIPTION

FIG. 1 is a perspective view of a lift rack with divider system showing my new design;

FIG. 2 is a front view thereof;

FIG. 3 is a left side view, right side being a mirror image thereof;

FIG. 4 is a rear view thereof;

FIG. 5 is a top view thereof; and,

FIG. 6 is a bottom view thereof.

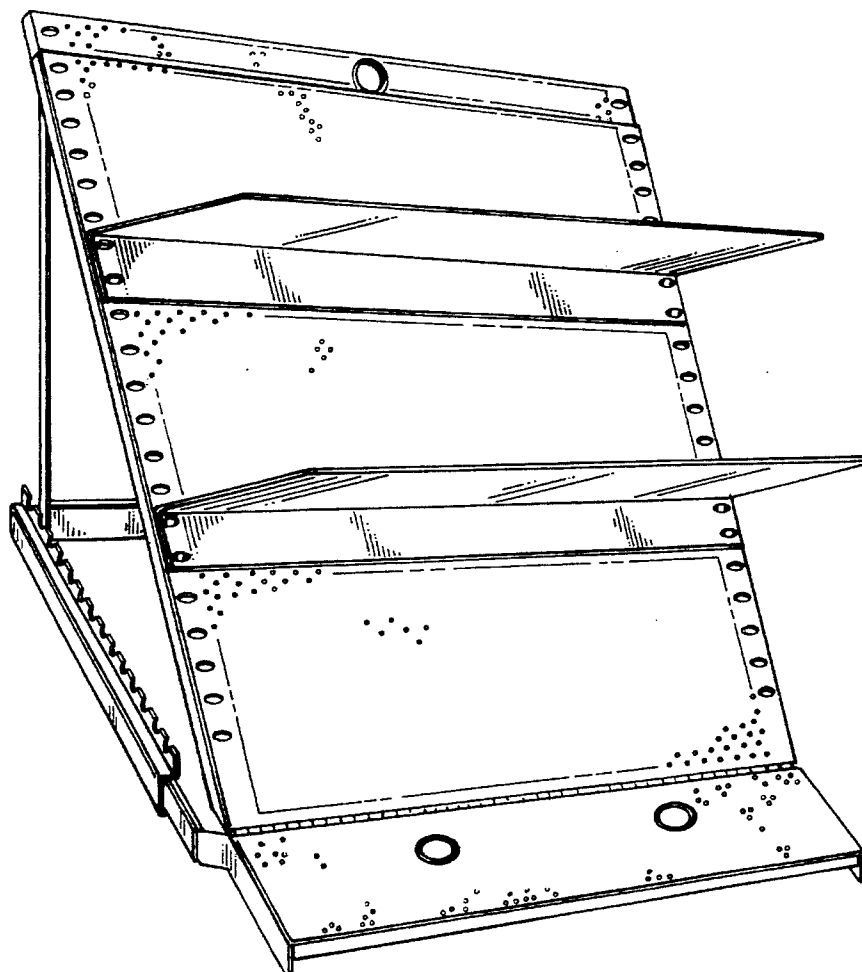
The openings shown in FIGS. 1, 2, 4, 5 & 6 are partially shown and are understood to repeat uniformly across the circumscribed area.

[56] References Cited

U.S. PATENT DOCUMENTS

D. 247,206	2/1978	Hermann et al.	D6/473
783,976	2/1905	Pinten	206/45 X
1,554,211	9/1925	Halevy	211/198 X
1,850,647	3/1932	Whitcomb	211/41 X
2,002,128	5/1935	Reidenbaugh	211/198 X
3,810,323	5/1974	Lowe	40/124 X
5,284,256	2/1994	Correll-Antoun	211/198 X

1 Claim, 3 Drawing Sheets



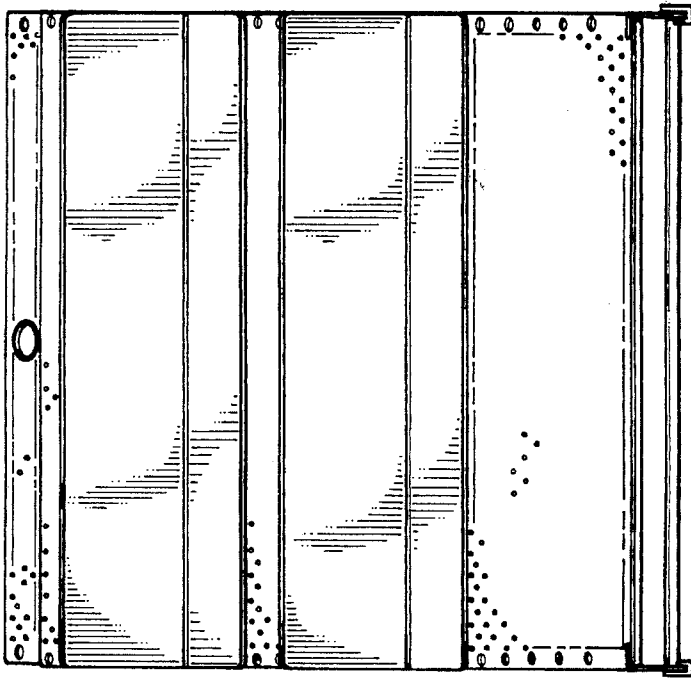


Fig. 2

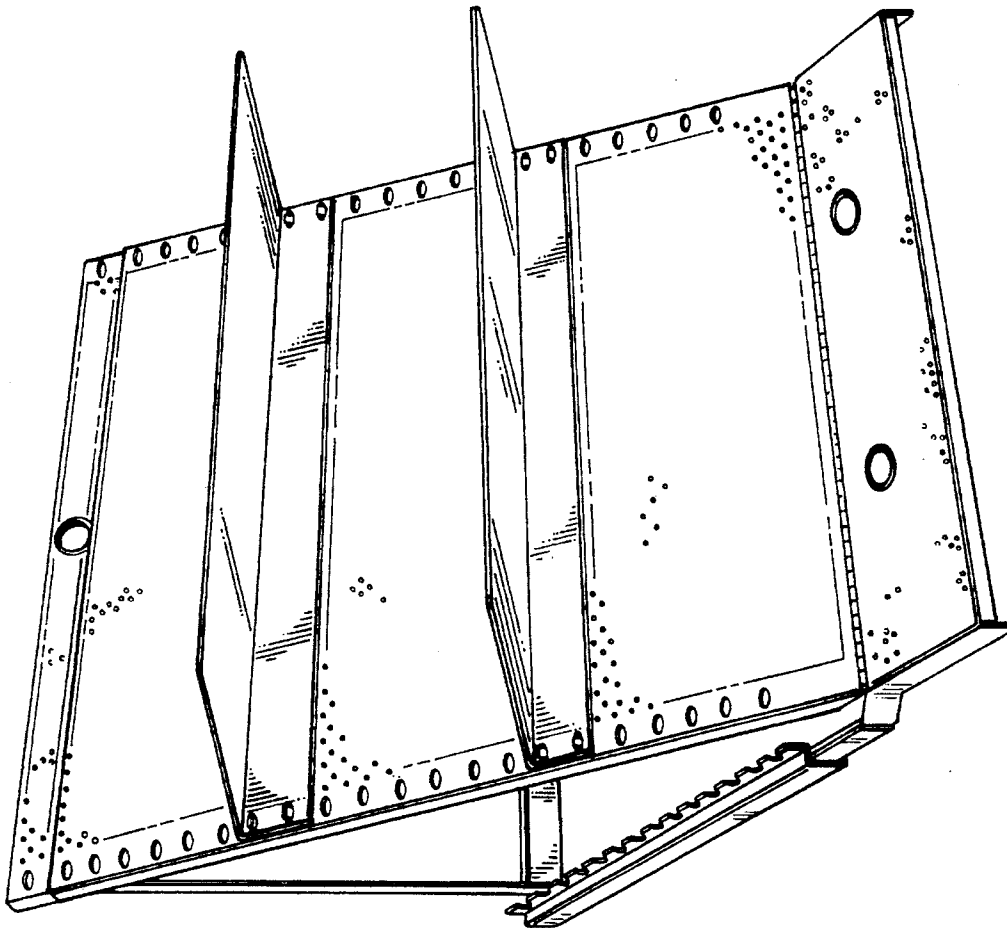


Fig. 1

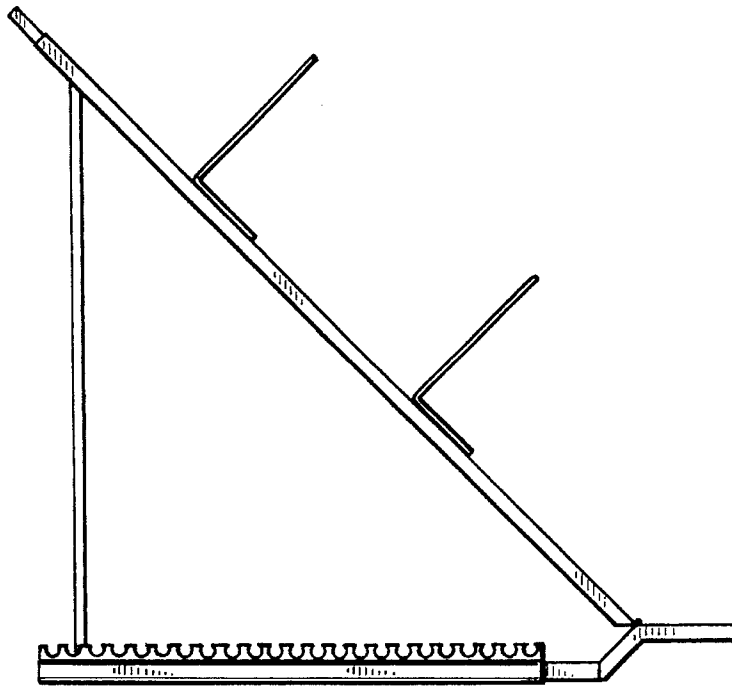


Fig. 3

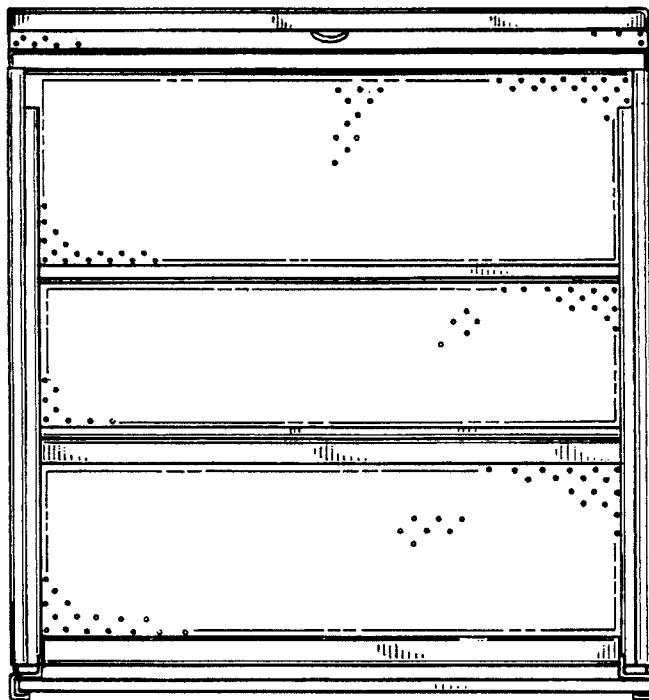


Fig. 4

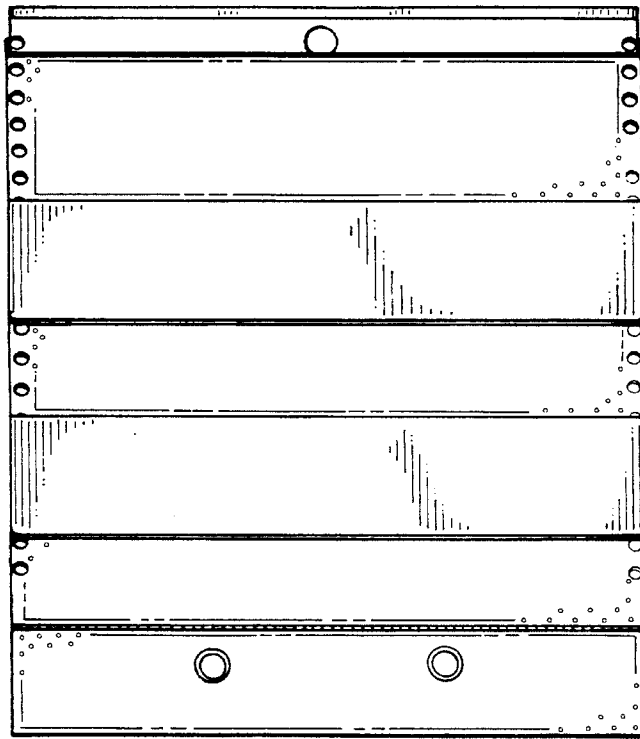


Fig. 5

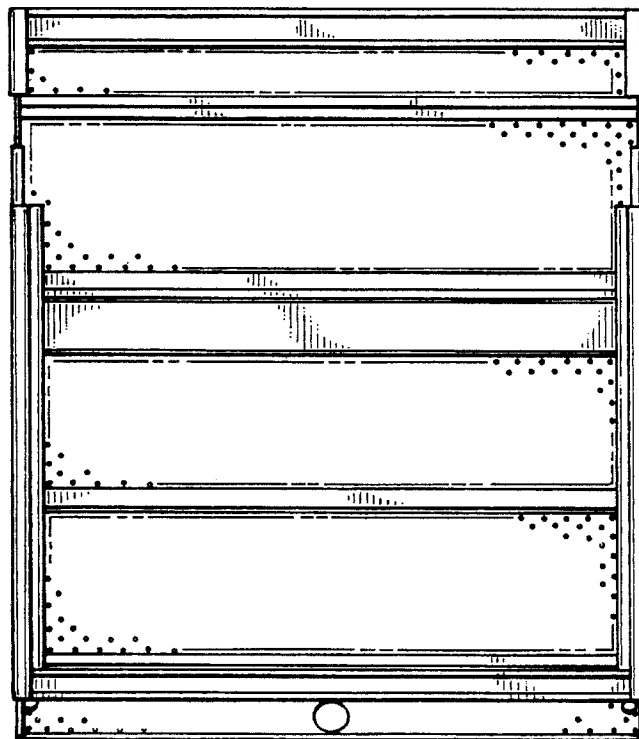


Fig. 6