



US00D748619S

(12) **United States Design Patent**
Hsu et al.

(10) **Patent No.:** **US D748,619 S**

(45) **Date of Patent:** **** Feb. 2, 2016**

(54) **NOTEBOOK COMPUTER WITH ROTATABLE SCREEN**

(71) Applicant: **Compal Electronics, INC.**, Taipei (TW)

(72) Inventors: **Wei-Chih Hsu**, Taipei (TW); **Li Fang Chen**, Taipei (TW); **Chien I Lin**, Taipei (TW); **I Chen Chen**, Taipei (TW); **Yung-Hsiang Chen**, Taipei (TW); **Yao Tsung Yeh**, Taipei (TW)

(73) Assignee: **COMPAL ELECTRONICS, INC.**, Taipei (TW)

(**) Term: **14 Years**

(21) Appl. No.: **29/485,484**

(22) Filed: **Mar. 19, 2014**

(30) **Foreign Application Priority Data**

Dec. 6, 2013 (TW) 102307880

(51) **LOC (10) Cl.** **14-02**

(52) **U.S. Cl.**

USPC **D14/316**

(58) **Field of Classification Search**

USPC D14/315-327; D18/1, 2, 7, 11; 235/145 A, 145 R; 341/22, 23; 345/104, 345/156, 168, 169, 173; 361/679.08, 361/679.09, 679.11, 679.26, 679.27

CPC G06F 1/16; G06F 1/616; H01R 35/02; H03M 11/00; G09B 13/04; H03K 17/94

See application file for complete search history.

(56) **References Cited**

U.S. PATENT DOCUMENTS

D487,891 S *	3/2004	Yang et al.	D14/316
6,847,520 B2 *	1/2005	Hashimoto	361/679.01
D606,535 S *	12/2009	Morooka et al.	D14/316
7,690,576 B2 *	4/2010	Ladouceur et al.	235/486
D622,269 S *	8/2010	Morooka et al.	D14/316
2004/0083577 A1 *	5/2004	Lu et al.	16/367

* cited by examiner

Primary Examiner — Freda S Nunn

(74) *Attorney, Agent, or Firm* — Bacon & Thomas, PLLC

(57) **CLAIM**

The ornamental design for the notebook computer with rotatable screen, as shown and described.

DESCRIPTION

FIG. 1 is a top, front, and right perspective view of a notebook computer with a rotatable screen in an open and rotated state showing our new design;

FIG. 2 is a front side view thereof;

FIG. 3 is a rear side view thereof;

FIG. 4 is a left side view thereof, wherein the bottom edge of the rotatable screen and the top surface of the notebook host constitute a V-shaped angle to avoid scratching the top surface of the notebook host while rotating the rotatable screen;

FIG. 5 is a right side view thereof;


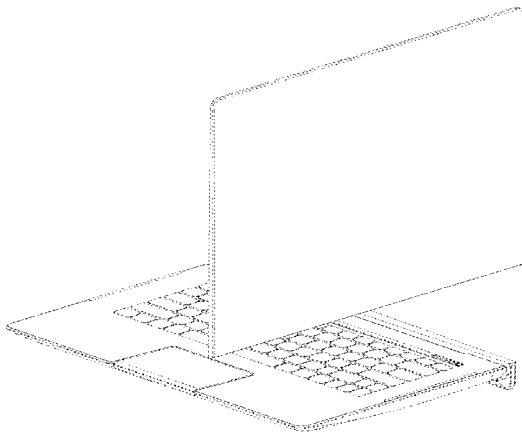
FIG. 6 is a top plan view thereof;

FIG. 7 is a bottom plan view thereof; and,

FIG. 8 is a top, front, and right perspective view of the notebook computer of FIG. 1 with a rotatable screen in an open state.

All of the features shown in broken lines are unclaimed.

1 Claim, 8 Drawing Sheets



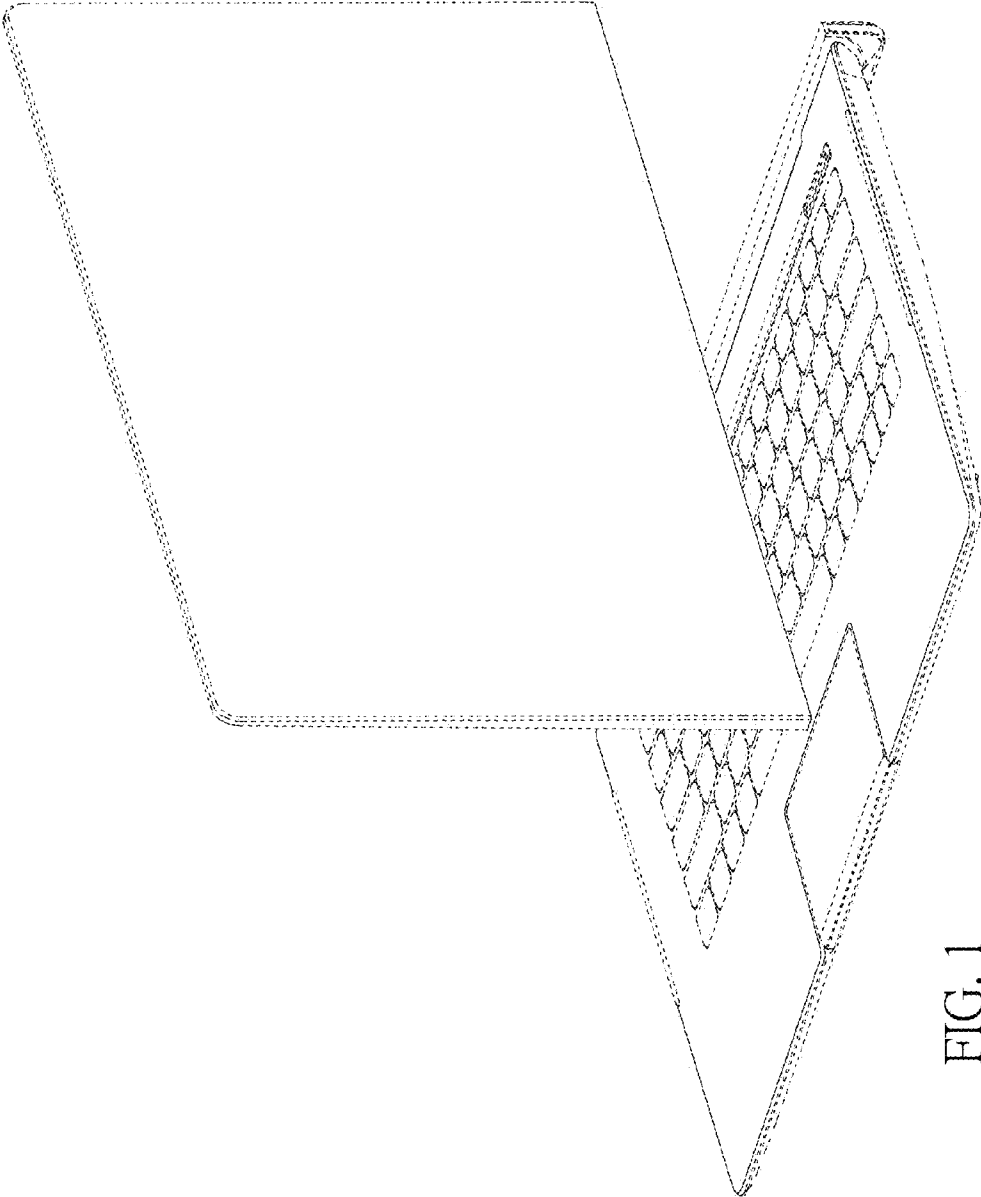


FIG. 1

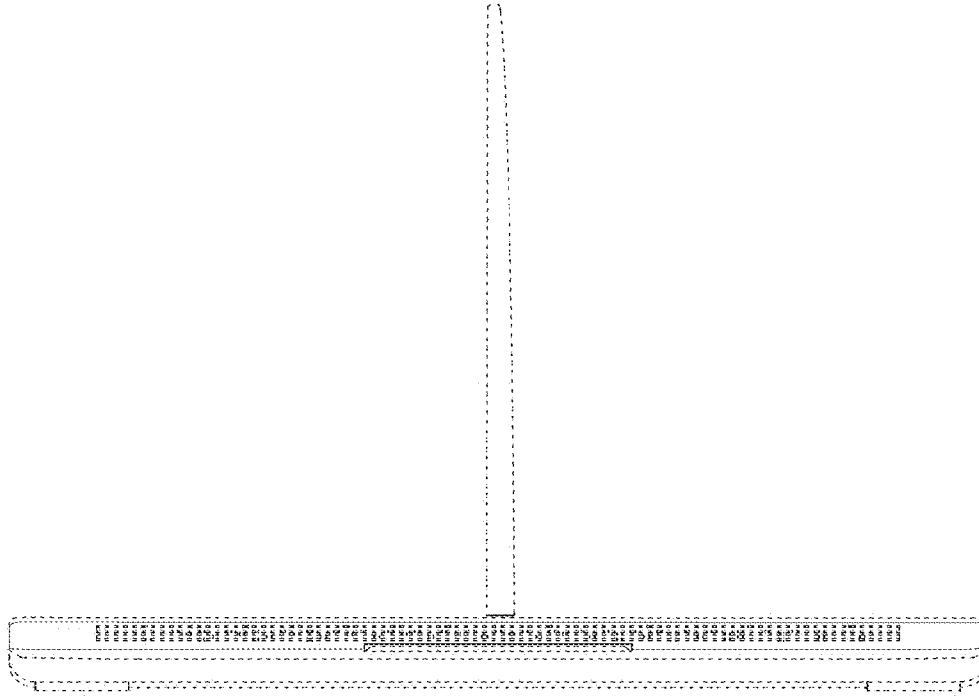


FIG. 2




FIG. 3

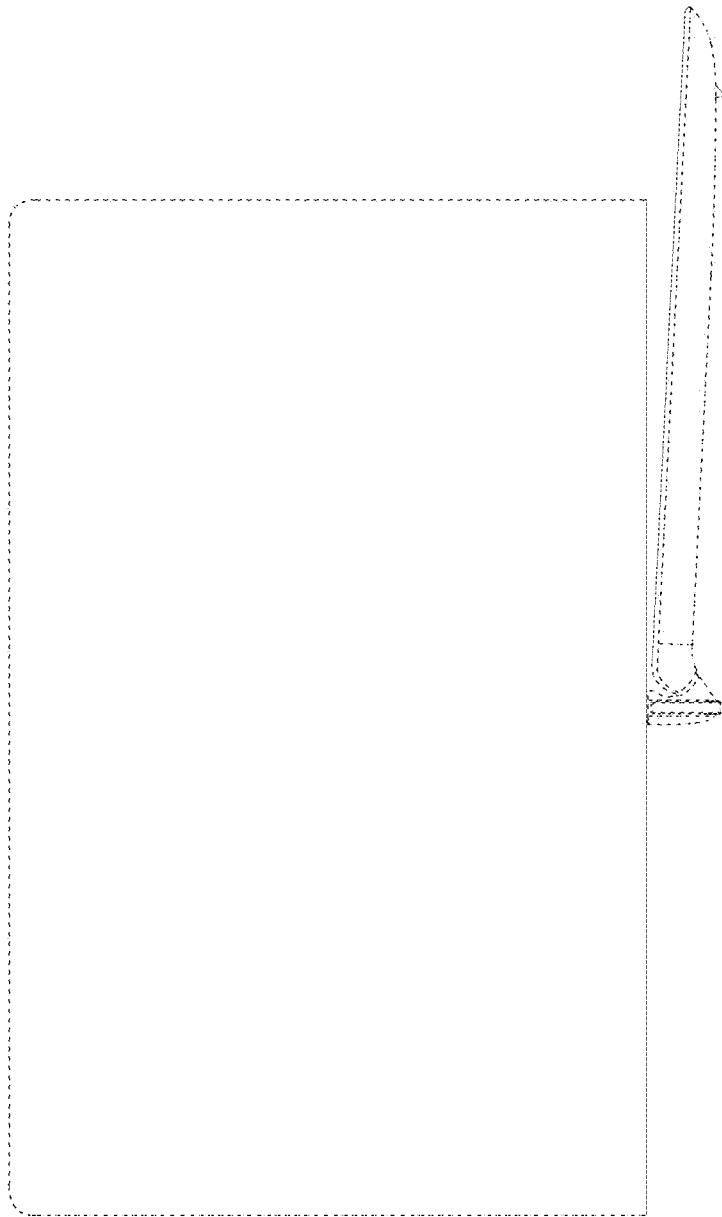


FIG. 4




FIG. 5

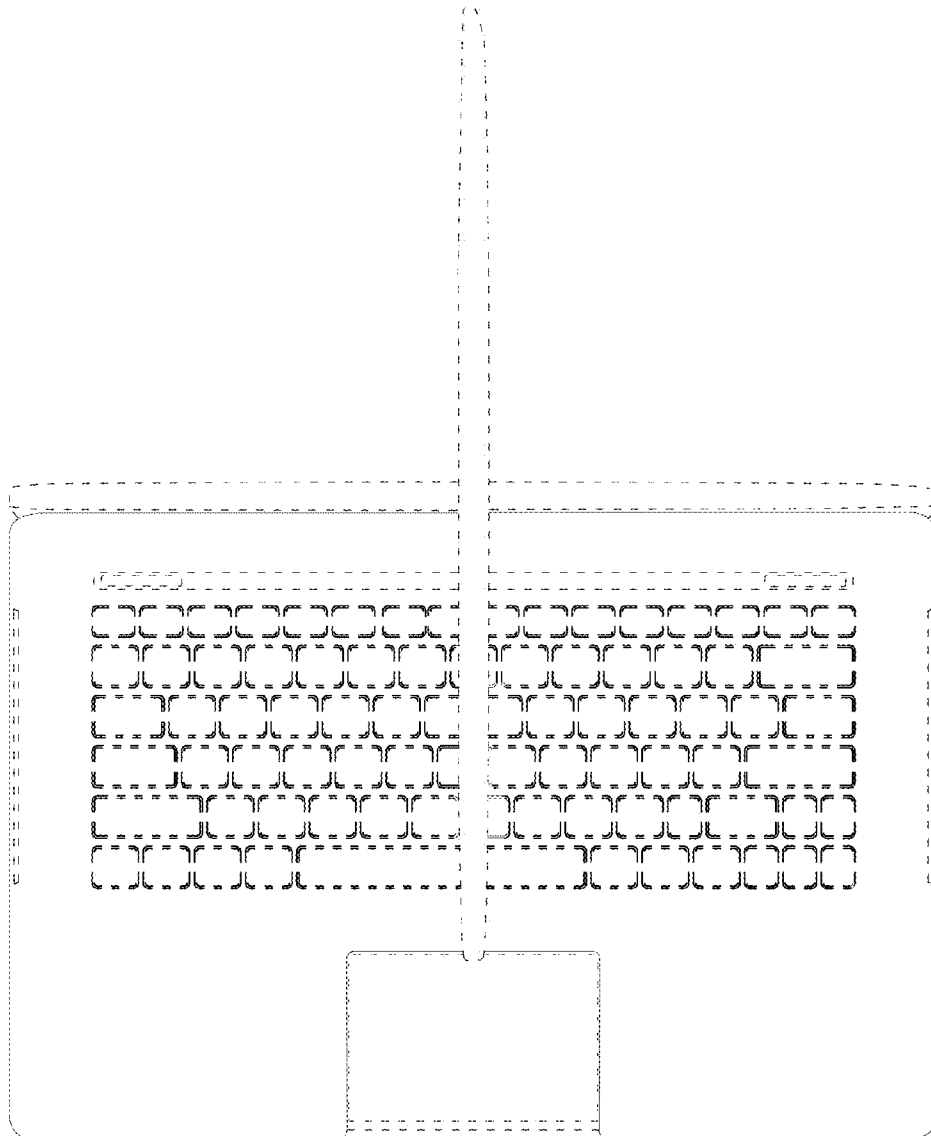


FIG. 6




FIG. 7

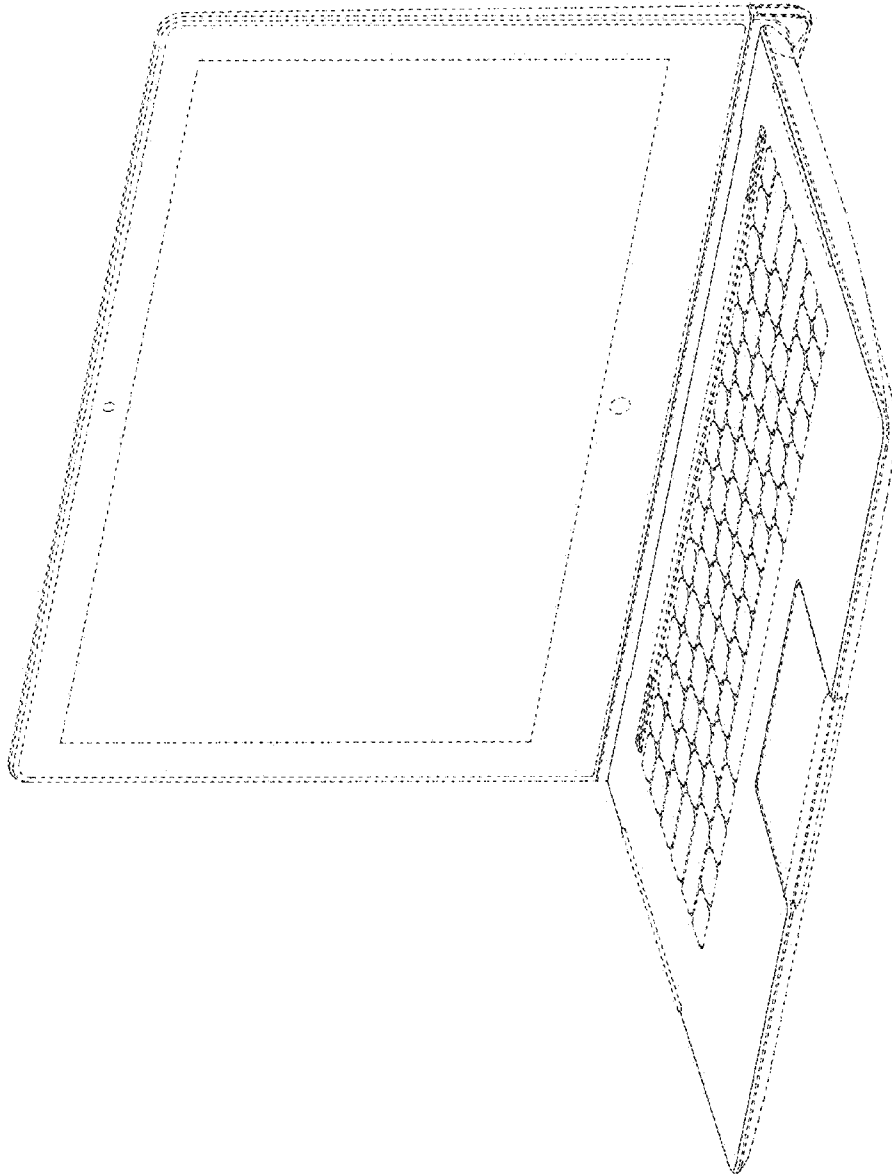


FIG. 8