



US 20100251344A1

(19) **United States**(12) **Patent Application Publication**
Shuster(10) **Pub. No.: US 2010/0251344 A1**(43) **Pub. Date: Sep. 30, 2010**(54) **CONTROLLING ACCESS TO NAME SERVICE
FOR A DOMAIN NAME SYSTEM****Publication Classification**(76) Inventor: **Gary Stephen Shuster**, Fresno, CA
(US)

Correspondence Address:

KNOBBE MARTENS OLSON & BEAR LLP
2040 MAIN STREET, FOURTEENTH FLOOR
IRVINE, CA 92614 (US)(51) **Int. Cl.**
G06F 15/16 (2006.01)
G06F 21/00 (2006.01)
H04L 9/32 (2006.01)(52) **U.S. Cl. 726/4; 709/245; 726/7**(21) Appl. No.: **12/814,197**(22) Filed: **Jun. 11, 2010****Related U.S. Application Data**(63) Continuation of application No. 12/179,084, filed on
Jul. 24, 2008, now Pat. No. 7,752,656, which is a
continuation of application No. 11/681,051, filed on
Mar. 1, 2007, now Pat. No. 7,406,708, which is a
continuation of application No. 09/860,669, filed on
May 16, 2001, now Pat. No. 7,200,863.(60) Provisional application No. 60/204,995, filed on May
16, 2000.(57) **ABSTRACT**

A system and method is provided for using a DNS server operating on a wide area network to enable an authorized reception device to receive (or be provided with) restricted content data associated with a particular wide area network address and redefine the domain name associated with a particular wide area network address. In a preferred embodiment of the present invention, an authorization application is adapted to provide the reception device with user-verification data, receive from the reception device verification data, and provide the filtering application with authorization data. The filtering application, which operates similarly to prior art DNS server systems, is further adapted to receive filtered data (i.e., password-required data and/or pseudo-domain-name data) and authorization data in order to provide an IP address of the content server to the reception device via a wide area network, such as the Internet.

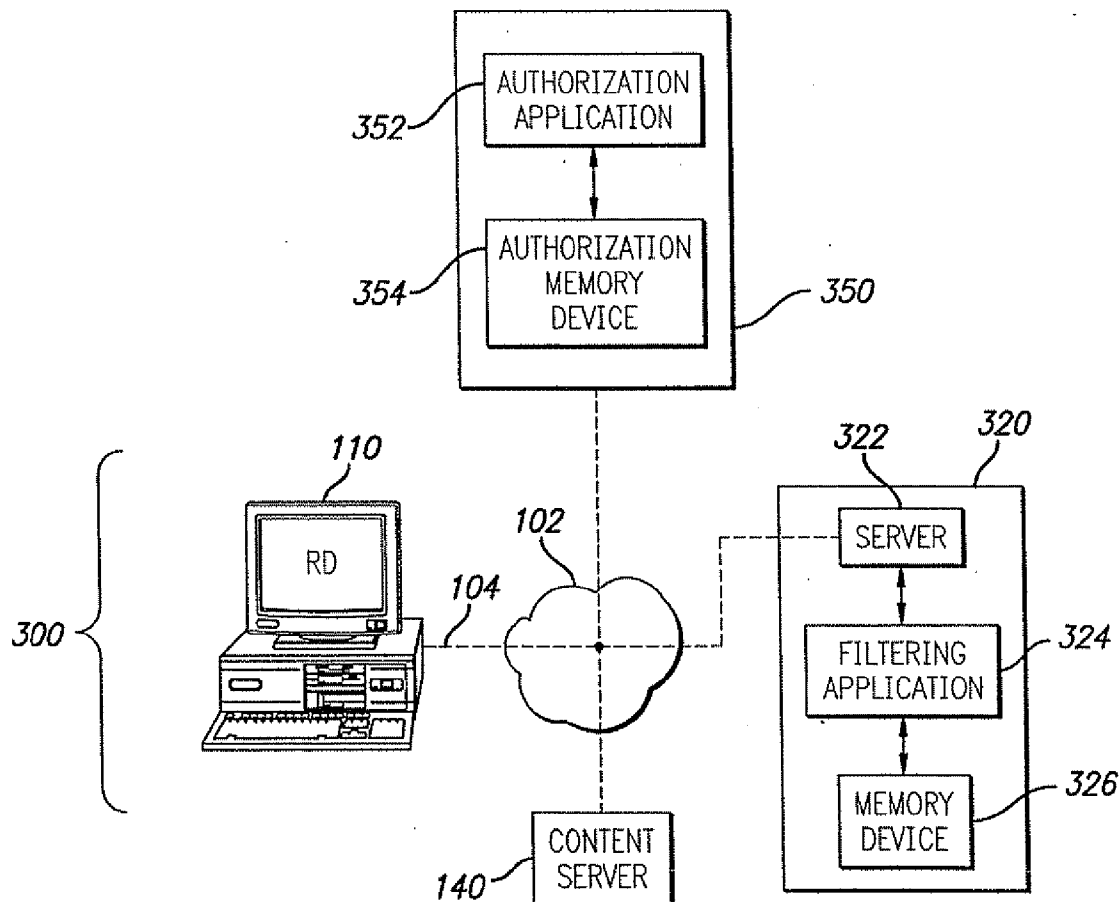


FIG. 1
PRIOR ART

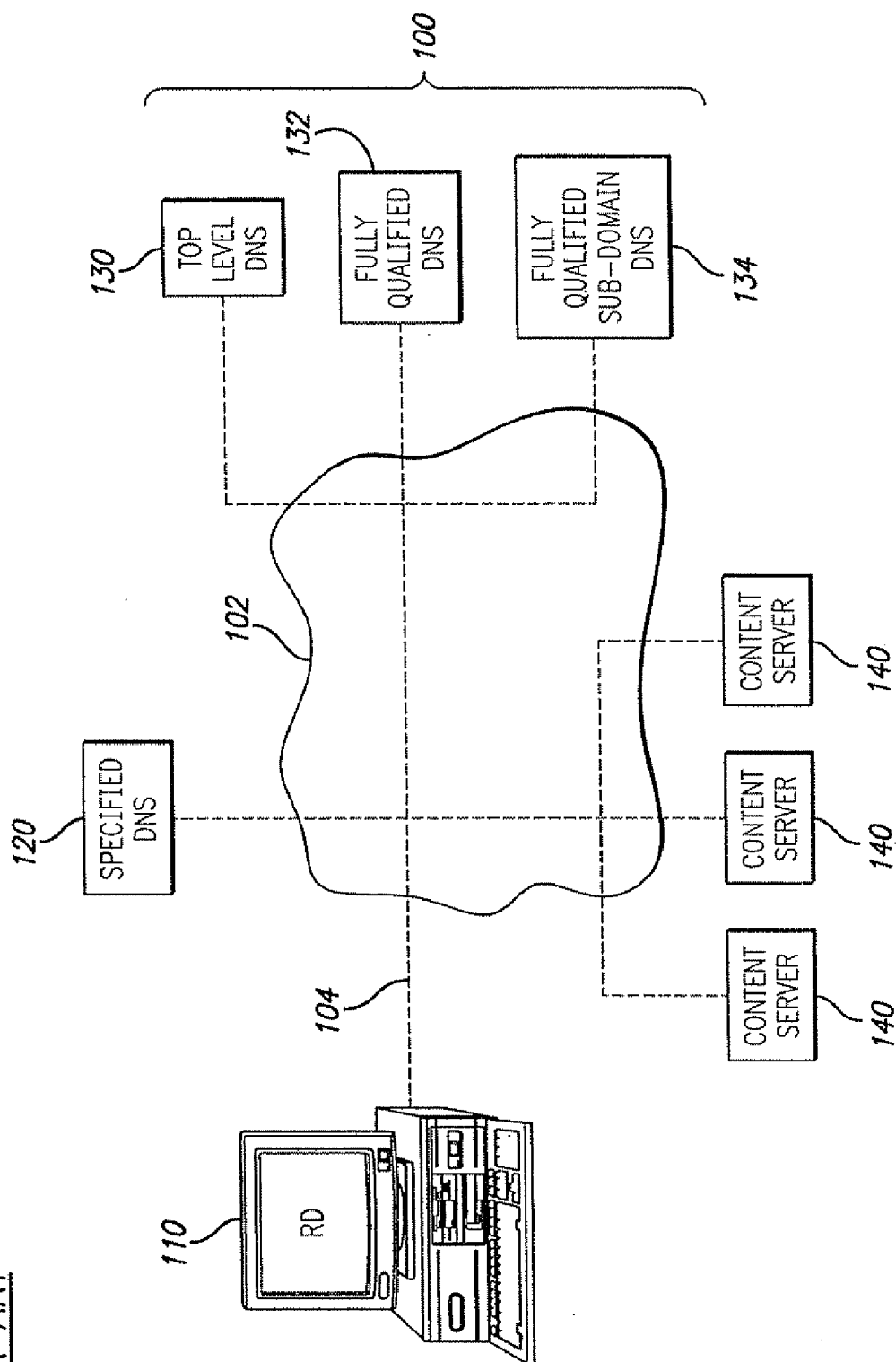


FIG. 2
PRIOR ART

250	DOMAIN NAME	IP ADDRESS	260
	cnn.com	207.24.245.178	
	microsoft.com	213.199.144.151	

200

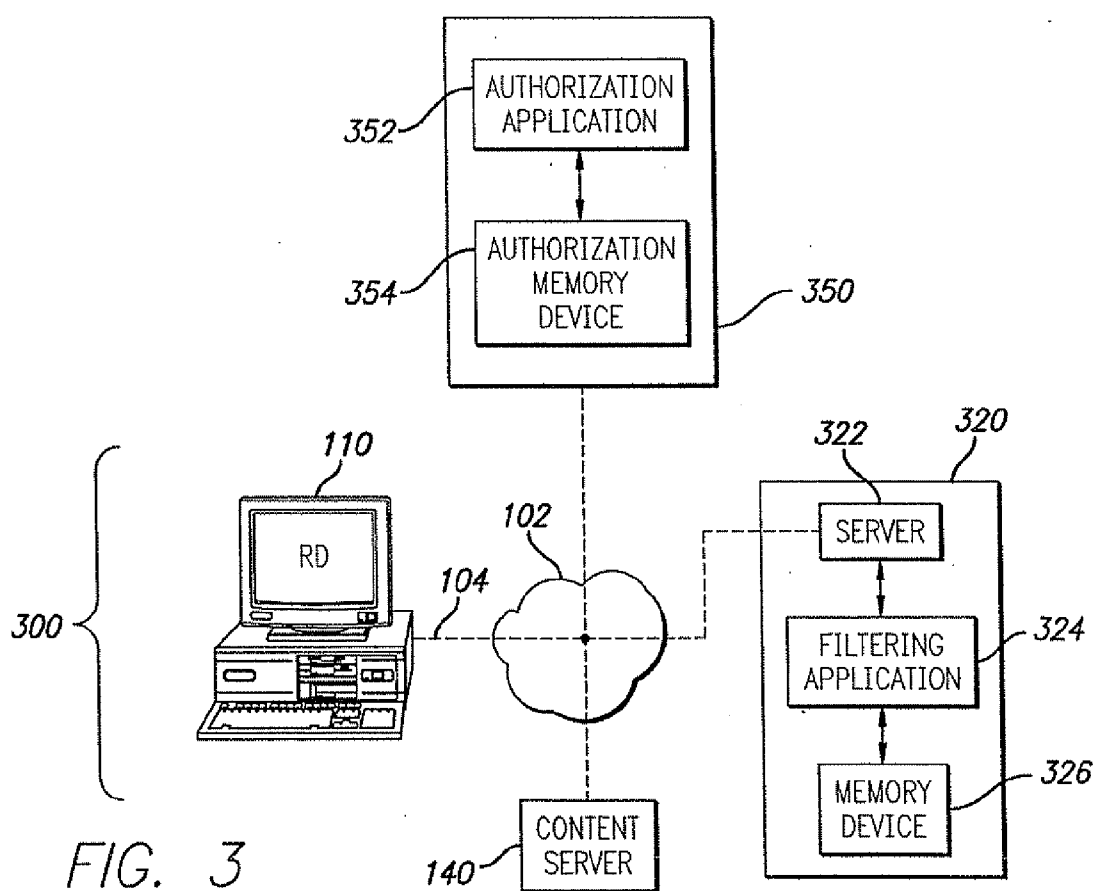


FIG. 4

410 USER ID	420 PSEUDO LINKED	430 PSEUDO DOMAIN NAME	250 DOMAIN NAME	440 PASSWORD REQUIRED	470 PASSWORD	260 IP ADDRESS
George	YES	News	cnn.com	No		207.24.245.178
George	YES	Software	microsoft.com	No		213.199.144.151
Michael	YES	News	msnbc.com	No		207.46.232.38
	NO		sex.com	Yes	123	209.81.54.5

400

FIG. 7

410 USER ID	250 DOMAIN NAME	790 REDIRECTED DOMAIN NAME	440 PASSWORD REQUIRED	470 PASSWORD	260 IP ADDRESS
George	sex.com	filtered.sex.com	Yes	123	209.81.54.5
Michael	adult.com	level3.adult.com	Yes	123	216.99.40.3

700

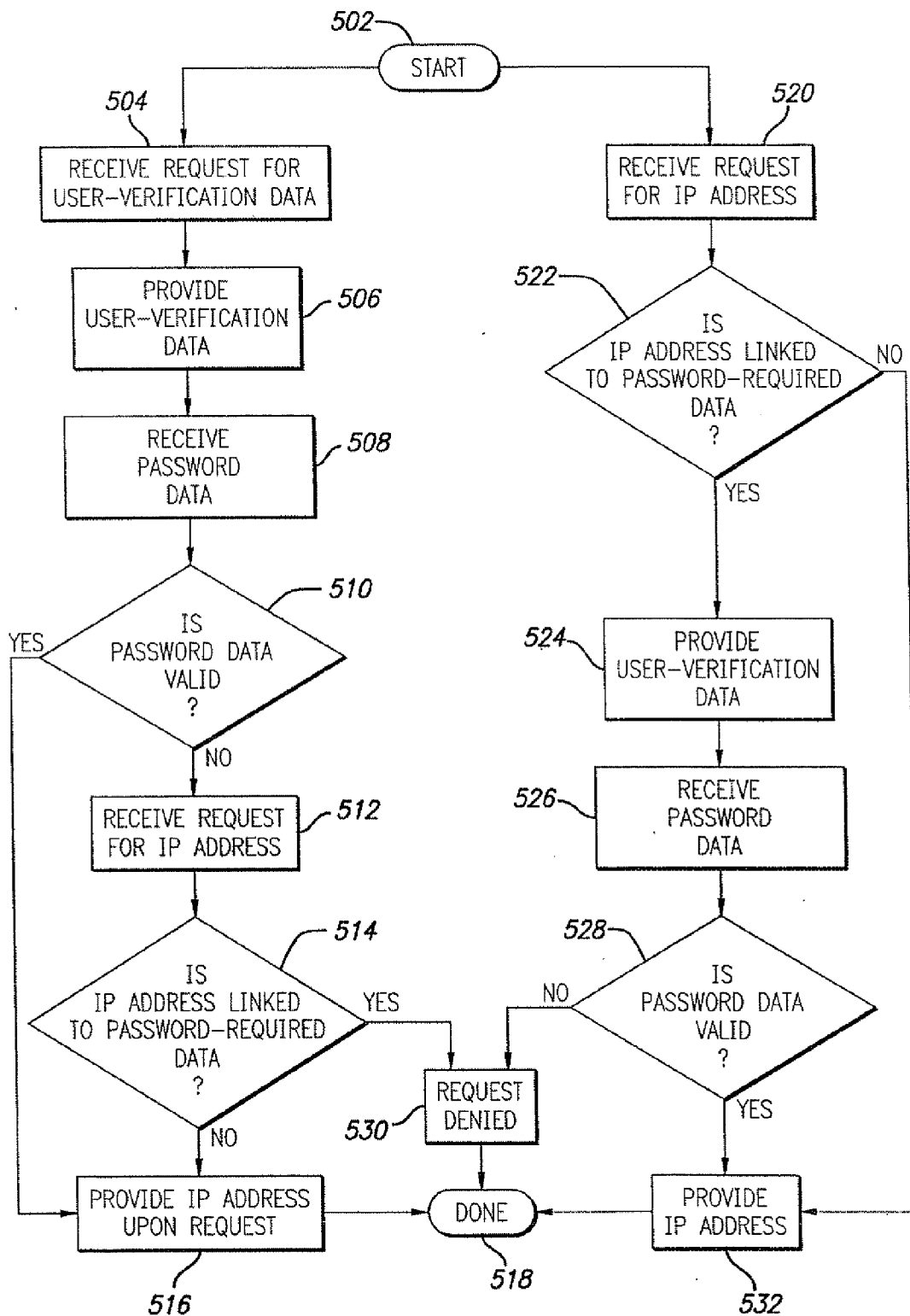


FIG. 5

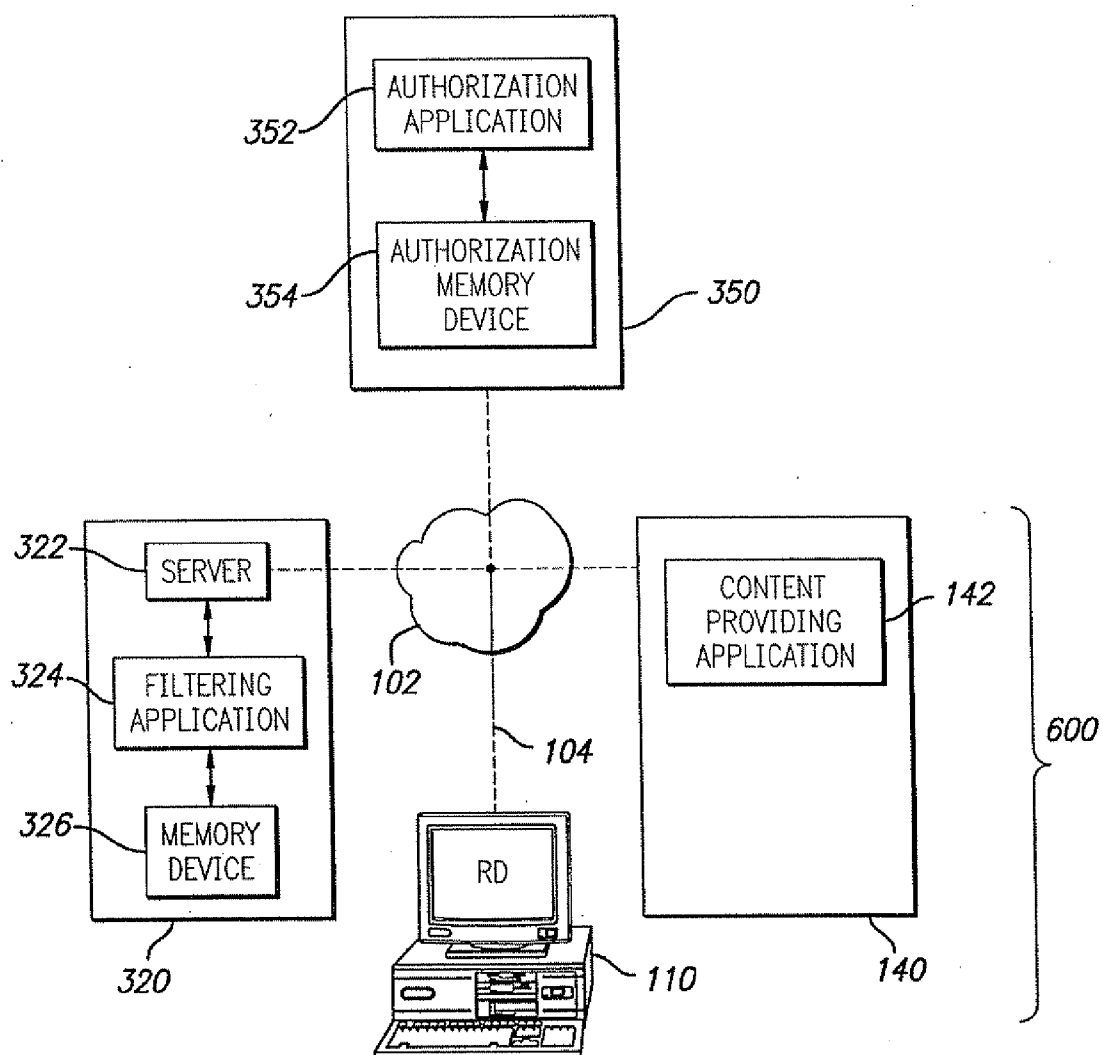


FIG. 6

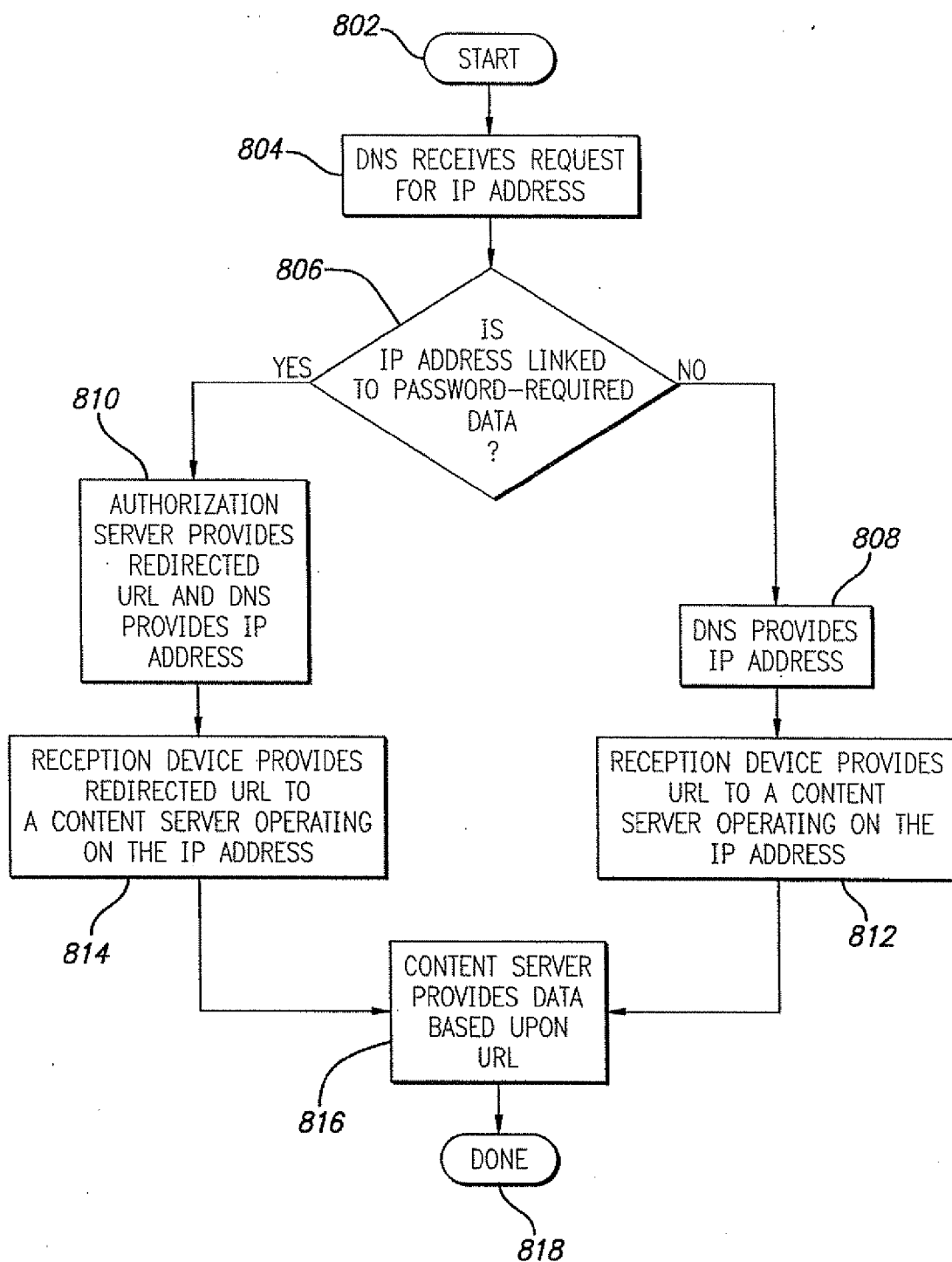


FIG. 8

CONTROLLING ACCESS TO NAME SERVICE FOR A DOMAIN NAME SYSTEM

CROSS-REFERENCE TO RELATED APPLICATIONS

[0001] This application is a continuation of U.S. patent application Ser. No. 12/179,084 filed Jul. 24, 2008, which is a continuation of U.S. patent application Ser. No. 11/681,051 filed Mar. 1, 2007, now U.S. Pat. No. 7,406,708, which is a continuation of U.S. application Ser. No. 09/860,669 filed May 16, 2001, now U.S. Pat. No. 7,200,863 which claims priority pursuant to 35 U.S.C. § 119(e) to U.S. Provisional Application Ser. No. 60/204,995, filed May 16, 2000, which applications and patents are specifically incorporated herein, in their entirety, by reference.

BACKGROUND OF THE INVENTION

[0002] 1. Field of the Invention

[0003] The present invention relates to filtering content data over a wide area network and, more particularly, to a system and method for using a DNS server operating on a wide area network to enable an authorized reception device to receive (or be provided with) restricted content data associated with a particular wide area network address and redefine the domain name associated with a particular wide area network address.

[0004] 2. Description of the Related Art

[0005] Wide area networks, such as the Internet, are commonly used to share information between multiple computing devices. This is done by storing information at an address that is recognizable to a remote computing device, and linking that address to a name that is recognizable to a person operating that remote computing device. With regard to the Internet, information is stored at Internet Protocol (IP) addresses, and those IP addresses are linked to particular domain names. This linked information (i.e., between IP addresses and particular domain names) is provided to the multiple computing devices through the use of a domain name system (DNS) server.

[0006] DNS servers are generally used servers (i.e., used by more than one remote computing device) that provide remote computing devices with IP address information. If a remote computing device is instructed to gather information pertaining to a particular domain name, the remote computing device communicates with a DNS server to retrieve the IP address associated with that particular domain name. The DNS server uses a look-up table, which contains linked information between IP addresses and domain names, to determine what IP address is associated with that particular domain name. The DNS server then provides the proper IP address to the remote computing device. The remote computing device can then gather information (as originally instructed) by requesting the information from a content server operating on that IP address.

[0007] There are two main problems associated with such an information location system. These problems stem from the fact that the remote computing devices retrieve information in roughly the same manner. That is, each remote computing device requests information from IP addresses that are provided by generally used DNS servers. Thus, the first problem associated with such a system is that each remote computing device must install its own content blocking software in order to limit the nature and explicitness of the information

that it is capable of retrieving. Without this content blocking software, particular individuals (e.g., children, uninterested adults, etc.) can access (or be provided with) information of a sensitive nature (e.g., sex, violence, drugs, religion, etc.). The problem with using content blocking software is that it can be expensive and can decrease the processing speed of, and eliminate valuable memory space on the individual reception devices. Additionally, such software may eventually become outdated, may be cumbersome to upgrade (e.g., difficult and/or time consuming), and may even be circumvented by a sophisticated user.

[0008] The second problem associated with such an information location system is that all the remote computing devices must adhere to some industry standard domain name system (i.e., linking fixed IP addresses to predefined individualized domain names) in order to retrieve (or be provided with) information. Thus, a sports-minded individual on a particular remote computing device who enjoys receiving information from the domain name “people.preview.news.basketball.sports.msnbc.com” must continually type in this cumbersome domain name in order to receive information from the IP address associated with that domain name. If the sports-minded individual alters this domain name, either by accident (due to its cumbersome size), or intentionally (attempting to produce a shorter or more sensible name), the individual may be provided with an error message or incorrect information from another IP address that is associated with the incorrect domain name. Additionally, an individual attempting to distribute information over a particular wide area network, such as the Internet, may have a hard time finding a domain name that is easy to remember, is related to his information, is not already being used by another, and is not legally prohibited (e.g., due to trademark law, unfair competition, etc.).

[0009] Thus, a need and a desire exists to have a DNS server system operating on a wide area network that enables an authorized reception device to receive (or be provided with) restricted content data associated with a particular wide area network address and redefine the domain name associated with a particular wide area network address.

SUMMARY OF THE INVENTION

[0010] The present invention provides a system and method for using a DNS server operating on a wide area network to enable an authorized reception device to receive (or be provided with) restricted content data associated with a particular wide area network address and redefine the domain name associated with a particular wide area network address. In a preferred embodiment of the present invention, a DNS server system includes a reception device, a content server, an authorization server and a DNS server, where the authorization server further includes an authorization memory device and an authorization application, and the DNS server further includes a memory device, a server, and a filtering application. The authorization application is adapted to provide the reception device with user-verification data, receive from the reception device verification data (i.e., password data, user-identification data, and pseudo-domain-name data), and provide the filtering application with authorization data. The filtering application, which operates similarly to prior art DNS server systems, is further adapted to receive filtered data (i.e., password-required data and/or pseudo-domain-name

data) and authorization data in order to provide an IP address of the content server to the reception device via a wide area network, such as the Internet.

[0011] If the filtering application receives password-required data pertaining to a particular domain name (e.g., "sex.com"), then the filtering application is further adapted to store a link between the password-required data and the pertaining domain name in the memory device. If a reception device subsequently requests the IP address for the particular domain name (e.g., "sex.com"), then the filtering application is further adapted to provide the reception device with an IP address for the authorization server. The authorization application operating on the authorization server is adapted to provide the reception with user-verification data, which may include, but is not limited to, request-for-user-identification data (i.e., verifying a user through their user name), request-for-password data (i.e., verifying a user through a pre-selected password), or request-for-credit-card data (i.e., verifying a user through their credit card account). The authorization application is further adapted to receive verification data from the reception device, which may include, but is not limited to, password data, user-identification data (e.g., user name or credit card information), and pseudo-domain-name data. If the authorization application identifies the reception device as being an authorized reception device (i.e., by verifying the received verification data), then the authorization application is adapted to provide the filtering application with authorization data (e.g., the IP address of the reception device) "and redirect (or refresh) the reception device such that the reception device requests the IP address for the particular domain name (e.g., "sex.com") from the DNS server. The filtering application operating on the DNS server is further adapted to provide the reception device with the requested IP address after the authorization data has been received.

[0012] If the filtering application receives pseudo-domain-name data (e.g., "news") pertaining to a particular domain name (e.g., "cnn.com"), then the filtering application is further adapted to store a link between the pseudo-domain-name data and the pertaining domain name in the memory device. If a reception device subsequently requests an IP address for the pseudo-domain-name data (e.g., "news"), the reception device will be provided with the IP address of the particular domain name (e.g., "cnn.com"). Alternatively, if the filtering application has not received pseudo-domain-name data pertaining to a particular domain name, then the filtering application may be adapted to provide the reception device with an IP address for the authorization server. The authorization application operating on the authorization server may be adapted to provide the reception device with user-verification data (as discussed above) in order to link the pseudo-domain-name data (e.g., "news") to a particular user. This allows the authorization application (together with the filtering application) to subsequently provide that particular user with an IP address for the particular domain name (e.g., "cnn.com") when the user requests an IP address for the pseudo-domain-name data (e.g., "news").

[0013] The authorization application may further be adapted to receive (or generate) pseudo-linked data (which links pseudo-domain-name data to domain names) and circumventing data, such that the link between the pseudo-domain-name data and a particular domain name is circumvented. That is, the circumventing data may temporarily mask the pseudo-linked data, such that a reception device would

have to provide the DNS server with the actual domain name in order to receive an IP address associated with that actual domain name.

[0014] In another embodiment of the present invention, the authorization application is further adapted to provide a redirected URL (uniform resource locator) to the reception device after the reception device has provided verification data. This allows a content providing application operating on the content server to recognize (or search for) the redirected URL (or a coded token within the redirected URL) before providing a reception device with content data. It should be appreciated that the redirected URL (or a coded token within the redirected URL) may prevent a reception device from receiving content data, may enable a reception device to receive content data, or may enable a reception device to receive a predefined level of content data. To prevent a user from easily circumventing this system, the content providing application may further be adapted to deny requests for content data when the request contains an IP address. To reward users, the content providing application may further be adapted to provide users with special savings or benefits for using the DNS server or the pseudo-domain-name data contained within the memory device of the DNS server.

[0015] A more complete understanding of the system and method for filtering content data over a wide area network will be afforded to those skilled in the art, as well as a realization of additional advantages and objects thereof, by a consideration of the following detailed description of the preferred embodiment. Reference will be made to the appended sheets of drawings which will first be described briefly.

BRIEF DESCRIPTION OF THE DRAWINGS

[0016] FIG. 1 is a block diagram illustrating a prior art DNS server system that provides IP address data to at least one reception device.

[0017] FIG. 2 is a chart illustrating a prior art look-up table used by the prior art DNS server system depicted in FIG. 1.

[0018] FIG. 3 is a block diagram illustrating a preferred embodiment of the DNS server system of the present invention.

[0019] FIG. 4 is a chart illustrating a preferred embodiment of the look-up table used by the DNS server system of the present invention.

[0020] FIG. 5 is a flow diagram illustrating how the DNS server system of the present invention can provide IP address data to at least one reception device.

[0021] FIG. 6 is block diagram illustrating another embodiment of the DNS server system of the present invention.

[0022] FIG. 7 is a chart illustrating another embodiment of the look-up table used by the DNS server system of the present invention.

[0023] FIG. 8 is a flow diagram illustrating how the DNS server system of the present invention can provide IP address and content data to at least one reception device.

DETAILED DESCRIPTION OF THE PREFERRED EMBODIMENT

[0024] The present invention provides a system and method for using a DNS server operating on a wide area network to enable an authorized reception device to receive (or be provided with) restricted content data associated with a particular wide area network address and redefine the domain name

associated with a particular wide area network address. In the detailed description that follows, like element numerals are used to describe like elements illustrated in one or more figures.

[0025] In order to best describe the preferred embodiment of the present invention, the configuration and operation of a prior art DNS server system **100**, as depicted in FIG. 1, will first be described. In the prior art DNS server system **100**, before a reception device **110** can receive content data from a content server **140**, the reception device **110** must usually communicate with a DNS server (e.g., a specified DNS server **120**) in order to retrieve the IP address associated with that content server **140**. This is because the reception device **110** typically requests content data by designating a domain name (e.g., “cnn.com”) associated with the content data instead of designating the address (e.g., the IP address) where such content data is located. The reason the reception device requests content data by designating a domain name (e.g., “cnn.com”) is mainly due to the fact that IP addresses are complex and hard to remember. IP addresses generally take the form of a four byte machine code (expressed in base ten format), with each byte separated by a period. Thus, each IP address resides somewhere between “0.0.0.0” and “255.255.255.255” (as shown in FIG. 2). Domain names, on the other hand, are much easier to recognize (or remember). Domain names generally contain a “TopLevelDomainName,” a “FullyQualifiedDomainName,” and at least one “SubDomain,” where each level is separated by a period. Thus, an individual domain name may be expressed as follows:

[0026] “. . . SubDomain2.SubDomain1.FullyQualifiedDomainName.TopLevelDomainName:” For example, in the domain name “cnn.com”, the “com” portion is the “TopLevelDomainName,” whereas the “cnn” portion is the “FullyQualifiedDomainName.” If CNN wanted a separate address for news, a “SubDomain1” could be created (e.g., “news.cnn.com”). If CNN further wanted a separate address for people in the news, a “SubDomain2” could be created (e.g., “people.news.cnn.com”). A further categorization of information could continue if desired (i.e., by creating “SubDomain3,” “SubDomain4,” etc).

[0027] Although a reception device **110** could contact any DNS server to receive IP address information, most reception devices (e.g., **110**) are configured to communicate with a single specified DNS server **120**. The specified DNS server **120** is a generally used DNS server (i.e., used by more than one reception device **110**) that can be contacted whenever an IP address is not known. Each reception device **110** typically designates at least one specified DNS server **120** to perform this function. The reception device **110** communicates with the specified DNS server **120** by providing the specified DNS server **120** with a particular domain name (e.g., “cnn.com”). The specified DNS then uses a prior art look-up table, as shown in FIG. 2, to determine the IP address associated with that particular domain name.

[0028] For example, if the reception device **110** is instructed to receive content data from “cnn.com,” then the reception device **110** sends an IP address request to the specified DNS server **120**. The specified DNS server **120** would search for “cnn.com” in the domain name column **250** of the look-up table **200**, and provide the reception device **110** with a corresponding IP address (i.e., “207.24.245.278”). If the reception device **110** requests an IP address of a domain name that is not listed under the domain name column **250** of the

look-up table **200**, such as “people.news.msnbc.com,” then the specified DNS server **120** may have to request a corresponding IP address from another DNS server, such as a top level DNS server **130**, a fully qualified DNS server **132**, or a fully qualified sub-domain DNS server **134** (see FIG. 1).

[0029] In order to provide the reception device **110** with an IP address associated with “people.news.msnbc.com,” the specified DNS server **120** may begin by retrieving the IP address of “msnbc.com” by requesting such information from the top level (i.e., “com”) DNS server **130**, which contains the IP addresses of all the “FullyQualifiedDomainNames” (e.g., “msnbc”) located under a specific “TopLevelDomainName” (i.e., “com”). The specified DNS server **120** may then retrieve the IP address of “news.msnbc.com” by requesting such information from the fully qualified (i.e., “msnbc”) DNS server **132**, which contains the IP addresses of all the “SubDomain1 S” (e.g., “news”) located under a specific “FullyQualifiedDomainName” (i.e., “msnbc”) and its accompanying “TopLevelDomainName” (i.e., “com”). The specified DNS server **120** may then retrieve the IP address of “people.news.msnbc.com” by requesting such information from the fully qualified subdomain (i.e., “news”) DNS server **134**, which contains the IP addresses of all the “SubDomain2s” (e.g., “people”) located under a specific “SubDomain1” (i.e., “news”) and its accompanying “FullyQualifiedDomainName” (i.e., “msnbc”) and “TopLevelDomainName” (i.e., “com”). Once the IP address for “people.news.msnbc.com” is received, it can be provided to the reception device **110**. For future reference, the domain name (i.e., “people.news.msnbc.com”) and its IP address may also be stored in empty memory cells under the domain name column **250** and IP address column **260** within the prior art look-up table **200**.

[0030] Once the reception device **110** receives the IP address for a particular domain name, the reception device **110** can send a content data request to the content server **140** operating on the IP address, where the content server request usually takes the form of a uniform resource locator (URL) or a domain name. For example, if the reception device **110** was instructed to receive content data from CNN’s home page, then the reception device **110** may send a content data request, such as “cnn.com” or “cnn.com/home” to IP address “207.24.245.278” (i.e., the IP address associated with “cnn.com”). The content server operating on that IP address (e.g., **140**) would then provide the reception device **110** with the content data references by such a request (e.g., content data associated with “cnn.com” or “cnn.com/home”). It should be noted, that with the prior art DNS server system **100**, if another reception device (not shown) was to request the IP address associated with “cnn.com” from the specified DNS server **120**, the same IP address would be given. This is because the link between the domain name and the IP address (as listed within the prior art look-up table **200**) is not user specific.

[0031] Preferred embodiments of the present invention operate in accordance with at least one reception device, at least one content server, an authorization server and a DNS server adapted to communicate with the at least one reception device, the at least one content server, and the authorization server. FIG. 3 illustrates a preferred embodiment of the DNS server system **300** of the present invention. In this preferred embodiment, the DNS server system **300** includes a reception device **110**, a content server **140**, an authorization server **350** and a DNS server **320** communicating through a wide area network **104**, such as the Internet **102**. It should be appreci-

ated that the reception device **110** depicted in FIG. **3** includes, but is not limited to, personal computers, set top boxes, televisions, personal digital assistants (PDAs), mobile phones, and all other physically and wirelessly connected reception devices generally known to those skilled in the art. It should further be appreciated that the number of reception devices **110**, content servers **140**, and authorization servers **350** depicted in FIG. **3** is merely to illustrate how the present invention operates, and is not intended to further limit the present invention.

[0032] The DNS server **320** of the DNS server system **300** further includes a memory device **326**, a server **322**, and a filtering application **324** adapted to provide the IP address of the content server **140** to the reception device **110** via the wide area network **104**, such as the Internet **102**. The authorization server **350** of the DNS server system **300** further includes an authorization memory **354** and an authorization application **352** adapted to authenticate the reception device **110**. It should be appreciated that the memory devices **326**, **354** depicted in FIG. **3** include, but are not limited to, RAM, cache memory, flash memory, magnetic disks, optical disks, removable disks, SCSI disks, IDE hard drives, tapes drives, smart cards, and all other types of data storage devices (and combinations thereof, such as RAID devices) generally known to those skilled in the art. It should also be appreciated that the filtering application **324** and the authorization application **352** depicted in FIG. **3** may exist as single applications, or as multiple applications (locally and/or remotely stored) that operate together to perform their respective required functions as described below. It should further be appreciated that the number of components (i.e., server **322**, filtering application **324**, and memory device **326**) depicted within the DNS server **320** and the number of components (i.e., authorization application **352** and authorization memory **354**) depicted within the authorization server **350** are merely to illustrate how the invention operates, and are not intended to further limit the invention. Thus, for example, a DNS server **320** having a greater number of (or additional) components is within the spirit and scope of this invention.

[0033] The filtering application **324** and/or the authorization application **350** operates in conjunction with a preferred embodiment look-up table **400**, as depicted in FIG. **4**. It should be appreciated that the data contained within the look-up table **400** may (or may not) be not be stored in one central location. This data may be stored entirely in the memory device **326**, entirely in the authorization memory device **354**, or partly in either. For example, storing only the data contained under the domain name column **250**, the password required column **440**, and the IP address column **260** in the memory device **326** is within the spirit and scope of this invention. It should be appreciated that this data is shown in a single figure (i.e., FIG. **4**) merely to describe the operation of the present invention, and is not intended to operate as a limitation on the invention.

[0034] The filtering application **324**, which operates similarly to prior art DNS server systems, is further adapted to receive filtered data (i.e., password-required data and/or pseudo-domain-name data) and authorization data in order to provide an IP address of the content server **140** to the reception device **110** via a wide area network **104**, such as the Internet **102**. The filtered data, which may include password-required data, can be stored in a password-required column **440** of the preferred look-up table **400**. It should be appreciated that the password-required data may be provided by

other entities (i.e., other than the reception device **110**) including, but not limited to, a content server **140** or a system administrator (not shown) of the DNS server system **300**. It should also be appreciated that the authorization application **352** may further be adapted to provide the filtering application **324** with password-required data. The authorization application **352** may perform this function by being adapted to search for restricted content data on a content server (e.g., **140**) operating on an IP address that is not already linked to password-required data. If the authorization application **352** locates any restricted content data on that content server, then the authorization application **352** may provide the filtering application **324** with password-required data.

[0035] If the filtering application **324** receives password-required data pertaining to a particular domain name (e.g., "sex.com"), then the filtering application is further adapted to store a link between the password-required data and the pertaining domain name in the memory device **326** (i.e., in the preferred look-up table **400** that may (in-part) be located in the memory device **326**). It should be appreciated that the password-required data may alternatively pertain to a particular IP address, such that a link is stored between the password-required data and the pertaining IP address. Either form may be acceptable due to the fact that each domain name is already associated with a particular IP address. If a reception device **110** subsequently requests an IP address associated with the particular domain name, then the filtering application **324** is further adapted to provide the reception device **110** with the IP address of the particular domain name if the filtering application **324** can verify that the reception device **110** is an authorized reception device. This may be done by receiving (and verifying) the reception device's IP address or an authorized password embedded within the reception device's request for an IP address. Alternatively the filtering application **324** is adapted to provide the reception device **110** with an IP address for the authorization server **350**.

[0036] The authorization application **352**, which is operating on the authorization server **350**, is adapted to provide the reception device with user-verification data, which may include, but is not limited to, request-for-user-identification data (i.e., verifying a user through their user name) request-for-password data (i.e., verifying a user through a pre-selected password), or request-for-credit-card data (i.e., verifying a user through their credit card account). The authorization application **352** is further adapted to receive verification data from the reception device **110**, which may include, but is not limited to, password data and user-identification data (e.g., user name or credit card information). If the authorization application **352** identifies the reception device **110** as being an authorized reception device (i.e., by verifying the received verification data based upon previously received data or acquired data), then the authorization application is adapted to provide the filtering application **324** with authorization data (e.g., the IP address of the reception device) and provide the reception device **110** with redirect (or refresh) data such that the reception device **110** requests the previously requested IP address for the particular domain name (e.g., "sex.com") from the DNS server **320**. The filtering application **324** operating on the DNS server **320** is further adapted to provide the reception device with the requested IP address after the authorization data has been received. It should be appreciated that the authorization application **352** may further be adapted to store a link between the particular domain name (or IP address) and the user-identifi-

cation data (e.g., “George”, “Michael”). This would allow the authorization application 352 to receive verification data specifically pertaining to a particular domain name (or IP address).

[0037] For example, referring to FIG. 4, if password-required data (e.g., “YES”) is received pertaining to “sex.com”, then the password-required data will be stored in the password-required column 440 such that it is linked with the pertaining domain name (i.e., “sex.com”, stored in the domain name column 250). If a reception device 110 was to subsequently request an IP address for “sex.com”, the filtering application 324 may provide the reception device 110 with the IP address for “sex.com” (i.e., “209.81.54.5”) if the filtering application 324 can verify that the reception device 110 is an authorized reception device. The filtering application 324 may use the reception device’s IP address or password data contained directly within an IP address request (i.e., directly within the domain name provided by the reception device 110) to authenticate the reception device 110. For example, the filtering application 324 may provide the reception device 110 with the IP address for “sex.com” if the filtering application 324 receives a request for the IP address “password.sex.com.”

[0038] Alternatively, the filtering application 324 may provide the reception device 110 with an IP address of the authorization server 350. The authorization application 352 operating on the authorization server 350 is adapted to provide the reception device 110 with user-verification data (e.g., request-for-user-identification data or request-for-password data). It should be appreciated that this method (and other methods previously referred to with regards to the filtering application 324) of identifying a user may also include (or operate in conjunction with) tracking/verifying passwords through Pentium III processor IDs, tracking/verifying passwords through MAC address for Ethernet cards, tracking/verifying a user through the measurement of response times (such as “ping” times), tracking/verifying a user through an interactive connection with the user’s reception device (i.e., through an application running on user’s reception device, regardless of whether the program for the application is independent or web based (i.e., java, javascript, etc.)), tracking/verifying users through a reception device’s IP address, and tracking/verifying users by providing the user’s reception device with a “cookie.”

[0039] Once the authorization application 352 verifies that the reception device 110 is an authorized reception device (e.g., by receiving password data), then the authorization application 352 is further adapted to provide the filtering application 324 with authorization data (not shown) and provide the reception device 110 with redirect (or refresh) data such that the reception device 110 requests the IP address originally requested from the DNS server 120 (i.e., the IP address for “sex.com”). The filtering application 324 operating on the DNS server 120 is further adapted to provide the reception device 110 with the requested IP address (i.e., the IP address for “sex.com”, which is “209.81.54.5”) after the authorization data (not shown) has been received.

[0040] If the user is identified as a first time user, the reception device 110 may be provided With request-for-credit-card data (i.e., verifying a user through their credit card account), which may require the user to provide the authorizing application 352 with user-identification data and password data (i.e., for future access). The user-identification data is then stored in an empty cell located under the user identification

column 410 of the preferred look-up table 400, and the password data is stored in an empty cell located under the password column 470 of the preferred look-up table 400. With regard to the domain names that do not require a password (e.g., “cnn.com”, “microsoft.com”, and “msnbc.com”), the filtering application 324 may either affirmatively recognize that no password is required by linking no-password-required data (e.g., “NO”) to the particular domain name, or merely understand that no password is required when password-required data (e.g., “YES”) is not linked to a particular domain name.

[0041] Although the authorization application 324 might provide user-verification data to a reception device 110 that previously requesting an IP address for a password-required domain name (e.g., “sex.com”), it should be appreciated that the reception device 110 may also directly request user-verification data (e.g., request-for-credit-card data, request for user-identification data, request-for-password data, etc.) from the authorization server 350. This would allow the reception device 110 to be verified as an authorized reception device before the reception device 110 requested an IP address for a password-required domain name (e.g., “sex.com”).

[0042] FIG. 5 is a flow chart illustrating the steps that the DNS server system of the present invention may perform when a request for an IP address is received. More particularly, and beginning at step 502, the authorization server may receive a request from a reception device for user-verification data (such as request-for-password data) at step 504. The authorization server responds to such a request by providing user-verification data (such as request-for-password data) to the reception device at step 506. The authorization server may then receive password data from the reception device at step 508, where the authorization server should determine whether such password data is valid at step 510. If the password data is valid (i.e., the authorization server provides authorization data to the DNS server), then a subsequent request for an IP address (at the DNS server) will be granted at step 516, which completes the process at step 518. Alternatively, if the password data is invalid, then a subsequent request for an IP address (at the DNS server) may be received at step 512. The DNS server should determine whether the IP address (or a corresponding domain name) is linked to password-required data at step 514. If the IP address is linked to password-required data, then the request is denied at step 530, which completes the process at step 518. If the IP address is not linked to password-required data (or is linked to no-password-required data), the request is granted at step 516, which completes the process at step 518.

[0043] Alternatively, beginning at step 502, the DNS server may receive a request from a reception device for an IP address at step 520. The DNS server must then determine whether that IP address (or a corresponding domain name) is linked to password-required data at step 522. If the IP address is not linked to password-required data (or is linked to no-password-required data), then the request is granted at step 532, which completes the process at step 518. If the IP address is linked to password-required data, then the authorization server should provide the reception device with user-verification data (such as request-for-password data) at step 524. The authorization server may then receive password data from the reception device at step 526, where the authorization server should determine whether such password data is valid at step 528. If the password data is valid (i.e., the authorization server provides authorization data to the DNS server), then

the request for an IP address (at the DNS server) is granted at step 532, which completes the process at step 518. If the password data is invalid, then the request (at the DNS server) is denied at step 530, which completes the process at step 518.

[0044] Referring back to FIGS. 3 and 4, the filtering application 324 may further be adapted to receive pseudo-domain-name data, which can be stored in a pseudo-domain name column 430 of the preferred look-up table 400. It should be appreciated that the pseudo-domain-name data may be provided by other entities (other than the reception device 110) including, but not limited to, a content server 140 or a system administrator (not shown) of the DNS server system 300. If the filtering application 324 receives pseudo-domain-name data pertaining to a particular domain name, then the filtering application 324 is further adapted to store a link between the pseudo-domain-name and the particular domain name in the memory device 326 (i.e., in the preferred look-up table 400 that may be located (in-part) in the memory device 326). It should be appreciated that the pseudo-domain-name data may alternatively pertain to a particular IP address such that a link is stored between the pseudo-domain-name data and the pertaining IP address. Either form may be acceptable due to the fact that each domain name is already associated with a particular IP address.

[0045] If the filtering application 324 receives pseudo-domain-name data (e.g., “news”) pertaining to a particular domain name (e.g., “cnn.com”), then the filtering application 324 is further adapted to store a link between the pseudo-domain-name data and the pertaining domain name in the memory device 326. If a reception device 110 subsequently requesting an IP address for the pseudo-domain-name data (e.g., “news”), the reception device 110 will be provided with the IP address of the particular domain name (e.g., “cnn.com”). Alternatively, if the filtering application 324 has not received pseudo-domain-name data (e.g., “news”) pertaining to a particular domain name, then the filtering application 324 may be adapted to provide the reception device 110 with an IP address for the authorization server 350. The authorization application 352 operating on the authorization server 350 may be adapted to provide the reception device 110 with user-verification data (as discussed above) in order to link the pseudo-domain-name data (e.g., “news”) to a particular user. This allows the authorization application 352 (together with the filtering application 324) to subsequently provide that particular user (e.g., “George”) with an IP address for the particular domain name (e.g., “cnn.com”) when the user requests an IP address for the pseudo-domain-name data (e.g., “news”).

[0046] For example, referring to FIG. 4, if pseudo-domain-name data “news” is received pertaining to “cnn.com”, then the pseudo-domain-name data “news” will be stored in the pseudo domain name column 430 such that it is linked with the pertaining domain name (i.e., “cnn.com”). If a user (e.g., “George” or “Michael”) subsequently requesting an IP address for “news,” they would be provided with the IP address of “cnn.com” (i.e., “207.24.245.178”). Alternatively, if this data (i.e., pseudo-domain-name data) was not provided to the filtering application 324, then the filtering application 324 would provide the reception device 110 with an IP address for the authorization server 350. This authorization application 352 operating on the authorization server 350 is then adapted to provide the reception device 110 with user-verification data (as discussed above) in order to link the pseudo-domain-name data (i.e., “news”) previously stored to

a particular user (i.e., “George”). This allows the authorization application 352 (together with the filtering application 324) to subsequently provide “George” the IP address for “cnn.com” (i.e., 207.24.245.178”) when “George” requests the IP address for “news”. This also would allow the authorization application 352 (together with the filtering application 324) to provide “Michael” with the IP address for “msnbc.com” (i.e., “207.46.232.38”) when “Michael” requests the IP address for “news” (assuming “Michael” set up a link between “news” and “msnbc.com”). Similarly, the authorization application 352 (together with the filtering application 324) may provide “George” with the IP address for “microsoft.com” (i.e., “213.199.144.151”) when “George” requests the IP address for “software” (again, assuming “George” set up a link between “software” and “microsoft.com”).

[0047] With regard to domain names that do not have a corresponding pseudo-domain-name (e.g., “sex.com”), the filtering application 324 may either affirmatively recognize that no pseudo-domain-name is linked to a particular domain name by linking no-pseudo-linking data (e.g., “NO”) to the particular domain name, or merely understand that no pseudo-domain-name is linked to a domain name when pseudo-linking data (e.g., “YES”) is not linked to a particular domain name.

[0048] The authorization application 352 may further be adapted to receive pseudo-linked data, which can be stored in the pseudo-link column 420 of the look-up table 400. The pseudo-link data may be used by the authorization application 352 to link pseudo-domain-name data to particular domain names. The authorization application 352 may further be adapted to receive circumventing data in order to temporarily masks the pseudo-linked data. This would require the reception device 110 to provide the DNS server 320 the actual domain name in order to receive the IP address associated with that actual domain name.

[0049] FIGS. 6 and 7, respectively, illustrate another embodiment of the DNS server system 600 of the present invention and an alternative look-up table 700 stored on the memory device 326 operating on the DNS server 320. In this embodiment, the authorization application 354, which may operate in the same manner as discussed above, is further adapted to provide encoded data to the reception device 110 after the reception device 110 has provided verification data, such that the reception device 110 can subsequently provide the encoded data to a content server 140 operating on a requested IP address. Although it should be appreciated that this encoded data may be encoded into any data that is subsequently provided to the content server 140 (such as the user’s IP address, the time of access, etc.) it is a preferred method of this invention to encoded the uniform resource locator (URL) (which is the address that defines the route to a particular file) such that it points to an alternate file on the content server 140. The URL is encoded (or redirected) such that it (or a coded token within it) can be recognized (or searched for) by a content providing application 142 operating on the content server 140.

[0050] For example, referring to FIG. 7, “sex.com” is linked to a particular user (i.e., “George”) and password-required data (e.g., “YES”). Thus “George” (once identified) will have to provide the authorization application 352 with password data (or some other authorization data) in order to receive the IP address associated with “sex.com” (i.e., 209.81.54.5”). If “George” provides invalid password data, the

filtering application may still provide “George” with the IP address associated with “sex.com” (i.e., “209.81.54.5”), however, the authorization application 352 will further inform “George” (or his reception device 110) that the content data he is looking for has moved, and provide him with a predetermined redirected URL (i.e., “filtered.sex.com,” which is stored under the redirected domain name column 790 of the look-up table 700).

[0051] By providing the user (i.e., “George”) with the IP address for “sex.com” (i.e., “209.81.54.5”), the user is then enabled to communicate with the content server 140 operating on the “sex.com” IP address. However, because the request for content data will contain the redirected URL, the content providing application 142 operating on the content server 140 will detect the redirected URL, either because the redirected URL points to a recognizable filtered file, or because the content providing application 142 is adapted to search the URL for a predefined word or code (e.g., “filtered”). This allows the content providing application 142 operating on the content server 140 to filter content data before it is provided to any reception device (e.g., 110) that previously received IP address information from the DNS server 320 of the present invention.

[0052] To prevent a user from easily circumventing the DNS server system 600, the content providing application 142 may further be adapted to deny requests for content data where the request contains an IP address. Thus, if a user typed an IP address directly into a browser application (not shown), the browser would request content data directly from a content server operating on that IP address (i.e., circumventing the DNS server). However, the content providing application 142 can detect whether the request is a URL (or domain name) request or an IP address request. Thus, if the content providing application 142 detects an IP address within the request for content data (i.e., indicating that the DNS server was circumvented) then the request may be denied.

[0053] FIG. 8 is a flow chart illustrating how an IP address and content data residing at that IP address may be provided to a reception device. More particularly, and beginning at step 802, the DNS server may receive a request from a reception device for an IP address at step 804. The DNS server should then determine whether the requested IP address (or domain name) is linked to password-required data at step 506. If the IP address (or domain name) is not linked to password-required data (or is linked to no-password-required-data), then the DNS server provides the reception device with the requested IP address at step 808. The reception device then provides a URL (i.e., content data) request to a content server operating on the IP address at step 812. The content server then provides the reception device with content data based upon the URL request at step 816, which completes the process at step 818. Alternatively, if the IP address (or domain name) is linked to password-required data, then the authorization server provides the reception device with a redirected URL and the DNS server provides the reception device with the requested IP address at step 810. The reception device then provides a redirected URL (i.e., content data) request to a content server operating on the IP address at step 814. The content server then provides the reception device with content data based upon the redirected URL request at step 816, which completes the process at step 818.

[0054] In another embodiment, referring back to FIGS. 6 and 7, the authorization application 352 provides the reception device 110 with a redirected URL only after a valid

password has been entered. This allows the content providing application 142 operating on the content server 140 to recognize different levels of security, and thus provide different levels of content data.

[0055] For example, a variety of content data may be residing on a content server (e.g., 140) operating on an IP address associated with the domain name “adult.com” (i.e., “216.99.40.3”), where the content data can be classified at “rated G,” “rated PG,” “rated R,” and “rated X.” To enable certain reception devices (or users) to receive content data that does not exceed a predetermined rating level, the content providing application 142 is adapted to recognize a level one through four rating, where level one corresponds to “G” rated content data and level four corresponds to “X” rated content data. Thus, if “Michael,” request the IP address associated with “adult.com” (i.e., “216.99.40.3”), the filtering application 324 will provide “Michael” with the requested IP address, along with a redirected URL (i.e., “level3.adult.com”). This redirected URL (i.e., “level3.adult.com”) can be used by the content providing application 142 operating on the content server 140 to provide “Michael” with content data that does not exceed “rated R” content data.

[0056] The content providing application 142 operating on the content server 140 may further be adapted to reward the reception device 110 for using the DNS server (or a pseudo-domain-name) to locate the IP address of the content server 140. It should be appreciated that these rewards may include redeemable points, monetary kickbacks, discounted services and/or products or any other savings or special benefits generally known to those skilled in the art.

[0057] Having thus described a preferred embodiment of a system and method for filtering content data over a wide area network, it should be apparent to those skilled in the art that certain advantages of the within system have been achieved. It should also be appreciated that various modifications, adaptations, and alternative embodiments thereof may be made within the scope and spirit of the present invention. The invention is further defined by the following claims.

What is claimed is:

1. A method for directing access to content, the method comprising:

receiving, at a computing system, requests for content from a plurality of network-connected computing devices, each of the requests comprising a domain name, wherein the computing system is operably associated with a memory holding a data structure that associates IP addresses for network content servers with domain names;

determining for ones of the requests a network address based on associations of respective domain names in the requests to network addresses in the data structure, wherein the network address comprises at least one of an IP address and at least one of a redirected domain name; and

providing the network addresses to requesting ones of the plurality of network-connected computing devices.

2. The method of claim 1, further comprising operating an authorization server in communication with the computing system and with the plurality of network devices, wherein the authorization server is operably associated with a second memory holding an authorization application, the authorization application operable to verify user access privileges for each of the requests.

3. The method of claim 2, wherein the authorization is further configured to obtain verification data from ones of the network devices for verifying user access privileges.

4. The method of claim 3, wherein the authorization server is further configured to provide authorization data to the computing system.

5. The method of claim 4, wherein the providing further comprises providing the IP address together with the redirected domain name in response to requests for which the authorization data indicates that the user is not authorized to receive unfiltered information.

6. The method of claim 4, wherein the providing further comprises providing a message indicating that access to requested content is not authorized in response to requests for which the authorization data indicates that the user is not authorized to receive requested information.

7. The method of claim 4, wherein the providing further comprises providing the IP address together with the redirected domain name in response to requests for which the authorization data matching authorization data in the domain name table is not received.

8. The method of claim 3, wherein the obtaining verification data further comprises obtaining payment information from users requesting access to specified content.

9. The method of claim 3, wherein the obtaining verification data further comprises obtaining information from users, the information selected from the group consisting of a user password and user identifying information.

10. The method of claim 1, further comprising rewarding users for designating the computing system as their default name server for handling domain name requests.

11. The method of claim 1, further comprising communicating an authorization status to content servers via the redirected domain names provided in the responding step.

12. A computing system for directing access to content, the computing system comprising:

a processor;

a memory holding a data structure that associates IP addresses for network content servers with domain names; and

one or more modules configured for execution on the processor in order to cause the computing system to: receive requests for content from a plurality of network-connected computing devices, each of the requests comprising a domain name;

determine for ones of the requests a network address based on associations of respective domain names in the requests to network addresses in the domain name data structure, wherein the network address comprises at least one of an IP address and a redirected domain name; and

respond to the requests by providing the network addresses to requesting ones of the plurality of network devices.

13. The computing system of claim 12, wherein the computing system communicates with an authorization server,

wherein the authorization server is operably associated with a second memory holding an authorization application, the authorization application operable to verify user access privileges for each of the requests.

14. The computing system of claim 13, wherein the computing system receives authorization data from the authorization server.

15. The computing system of claim 14, wherein one or modules further cause the computing system to provide the IP address together with the redirected domain name in response to requests for which the authorization data indicates that the user is not authorized to receive unfiltered information.

16. The computing system of claim 14, wherein one or modules further cause the computing system to provide a message indicating that access to requested content is not authorized in response to requests for which the authorization data indicates that the user is not authorized to receive requested information.

17. A tangible computer-readable medium having instructions stored thereon that, in response to execution by a computing system, cause the computing system to perform operations comprising:

receiving, at a computing system, requests for content from a plurality of network-connected computing devices, each of the requests comprising a domain name, wherein the computing system is operably associated with a memory holding a data structure that associates IP addresses for network content servers with domain names;

determining for ones of the requests a network address based on an associations of respective domain names in the requests to network addresses in the data structure, wherein the network address comprises at least one of an IP address and a redirected domain name; and

responding to the requests by providing the network addresses to requesting ones of the plurality of network devices.

18. The computer-readable medium of claim 17, wherein the operations further comprise operating an authorization server in communication with the computing system and with the plurality of network devices, wherein the authorization server is operably associated with a second memory holding an authorization application, the authorization application operable to verify user access privileges for each of the requests

19. The computer-readable medium of claim 17, wherein the operations further comprise rewarding users for designating the computing system as their default name server for handling domain name requests.

20. The computer-readable medium of claim 17, wherein the operations further comprise communicating an authorization status to content servers via the redirected domain names provided in the responding step.

* * * * *