



US00D748769S

(12) **United States Design Patent**
Hanna

(10) **Patent No.:** **US D748,769 S**

(45) **Date of Patent:** **** Feb. 2, 2016**

- (54) **TWO-COLUMN WAX MELT**
- (71) Applicant: **Burt Hanna**, Fayetteville, AK (US)
- (72) Inventor: **Burt Hanna**, Fayetteville, AK (US)
- (**) Term: **14 Years**
- (21) Appl. No.: **29/459,367**
- (22) Filed: **Jun. 28, 2013**
- (51) **LOC (10) Cl.** **28-99**
- (52) **U.S. Cl.**
USPC **D23/366**
- (58) **Field of Classification Search**
USPC D23/355-369; D28/5, 6; 261/DIG. 17,
261/DIG. 42, DIG. 65, DIG. 88, DIG. 89;
392/386, 390, 394, 395, 397; 239/34,
239/44, 53, 55, 56, 326; D26/9, 10;
D11/131.1

See application file for complete search history.

(56) **References Cited**

U.S. PATENT DOCUMENTS

D17,140 S *	2/1887	Mankey	D25/138
D90,687 S *	9/1933	Sherrill	D1/121
D90,688 S *	9/1933	Sherrill	D1/121
D91,644 S *	3/1934	Blackstone	D24/101
D127,285 S *	5/1941	Siemund	D1/121
2,705,203 A *	3/1955	Heidrich et al.	426/108
4,158,440 A *	6/1979	Sullivan et al.	239/6
4,215,104 A *	7/1980	Ullman et al.	424/467
4,285,468 A *	8/1981	Hyman	239/55
4,465,660 A *	8/1984	David et al.	424/467
4,547,358 A *	10/1985	David et al.	424/472
D291,242 S *	8/1987	Harden et al.	D23/386
5,035,731 A *	7/1991	Spruill et al.	96/118
5,037,459 A *	8/1991	Spruill et al.	96/118
D320,494 S *	10/1991	Cederroth et al.	D1/100
D339,743 S *	9/1993	Zellner et al.	D9/761
D404,887 S *	2/1999	Prins	D1/129
5,975,427 A *	11/1999	Harries	239/34
6,024,997 A *	2/2000	Blaschke et al.	426/144

6,117,218 A *	9/2000	Snyder et al.	96/222
6,280,783 B1 *	8/2001	Blaschke et al.	426/144
6,284,295 B1 *	9/2001	Blaschke et al.	426/144
6,312,743 B1 *	11/2001	Blaschke et al.	426/144
D485,942 S *	1/2004	McLeish	D28/8.1
D497,466 S *	10/2004	Van De Wal et al.	D1/127
D499,228 S *	12/2004	Malina et al.	D1/127
D508,302 S *	8/2005	Malina et al.	D1/127
6,942,885 B2 *	9/2005	Ross et al.	426/94
D536,082 S *	1/2007	Pugh	D23/366
D540,454 S *	4/2007	Ruiz Ballesteros et al.	D23/366
D556,426 S *	12/2007	Slesser et al.	D1/127
D560,326 S *	1/2008	Bruno	D1/121
D560,492 S *	1/2008	Markowicz et al.	D9/721
D575,478 S *	8/2008	Hague	D1/199
D591,480 S *	5/2009	Hague	D1/199
D594,953 S *	6/2009	King et al.	D23/366
7,665,238 B2 *	2/2010	Majerowski	40/725
D616,250 S *	5/2010	Peyton et al.	D7/553.3
7,959,689 B2	6/2011	Cagle	44/275
D658,315 S *	4/2012	Walters	D26/6
D658,347 S *	5/2012	Gottardi B. Maia	D1/199
D659,946 S *	5/2012	Fujioka et al.	D1/127
D663,096 S *	7/2012	Grolimund	D1/127

(Continued)

Primary Examiner — Sandra Snapp

(74) Attorney, Agent, or Firm — Keisling & Pieper PLC;
Trent C. Keisling


(57) **CLAIM**

The ornamental design for two-column wax melt, as shown and described.

DESCRIPTION

FIG. 1 is a perspective view taken generally from the front of a two-column wax melt showing my new design;
 FIG. 2 is a front elevational view thereof with the opposite side being a mirror image thereof;
 FIG. 3 is a side elevational view thereof with the opposite side being a mirror image thereof;
 FIG. 4 is a top plan view thereof; and,
 FIG. 5 is a bottom plan view thereof.

1 Claim, 5 Drawing Sheets



(56)

References Cited

U.S. PATENT DOCUMENTS

D664,687 S 7/2012 Inana et al. D26/6
D672,891 S 12/2012 McLaren D26/6
D677,856 S * 3/2013 Krumholz et al. D1/127
D681,479 S * 5/2013 Logue D9/732

D686,090 S * 7/2013 Logue D9/732
D708,312 S * 7/2014 Lin D23/366
D714,431 S * 9/2014 Lin D23/366
D715,019 S * 10/2014 Rosenberg D1/121
D726,893 S * 4/2015 Muller D23/366

* cited by examiner




FIG. 1




FIG. 2




FIG. 3




FIG. 4




FIG. 5