



US00D734135S

(12) **United States Design Patent**
Merely

(10) **Patent No.:** **US D734,135 S**

(45) **Date of Patent:** **** Jul. 14, 2015**

(54) **BED LIFT**

(71) Applicant: **Thomas G. B. Merely**, Port Hope (CA)

(72) Inventor: **Thomas G. B. Merely**, Port Hope (CA)

(73) Assignee: **INTERNATIONAL SALES INC.**,
Virginia Beach, VA (US)

(**) Term: **14 Years**

(21) Appl. No.: **29/442,762**

(22) Filed: **May 10, 2013**

(51) **LOC (10) Cl.** **08-05**

(52) **U.S. Cl.**
USPC **D8/374**

(58) **Field of Classification Search**
USPC D8/383, 374, 300, 303, 313, 314, 394,
D8/395, 396; 24/136 K, 130, 136 R; 42/50;
5/205, 224; 403/314; 248/328;
D13/133; D22/108
CPC A47C 19/005; A47C 19/04
See application file for complete search history.

(56) **References Cited**

U.S. PATENT DOCUMENTS

D336,843 S *	6/1993	Hurst	D8/374
D487,695 S *	3/2004	Sittig	D8/374
D493,095 S *	7/2004	Sittig	D8/374
D493,096 S *	7/2004	Sittig	D8/374
D629,533 S *	12/2010	Ward et al.	D25/199
D668,942 S *	10/2012	McGarry	D8/374

* cited by examiner

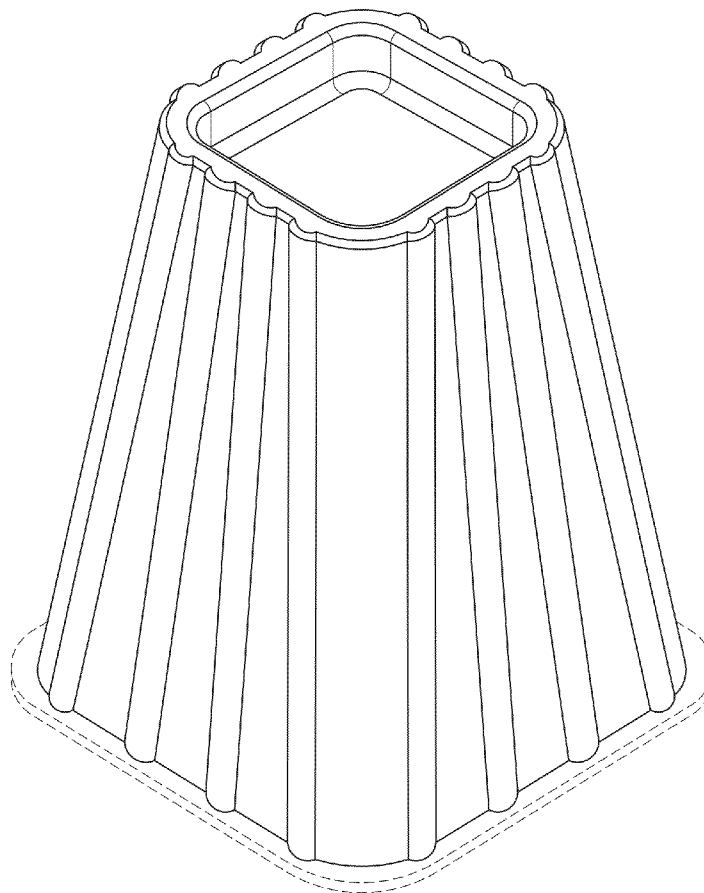
Primary Examiner — Robert M Spear
Assistant Examiner — Eliza Bennett-Hattan
(74) *Attorney, Agent, or Firm* — Young & Thompson

(57) **CLAIM**
The ornamental design for a bed lift, as shown and described.

DESCRIPTION

FIG. 1 is a perspective view of the bed lift showing my new design;
FIG. 2 is a side view of the design of FIG. 1; with all sides being identical;
FIG. 3 is a top view of the design of FIG. 1; and,
FIG. 4 is a bottom view of the design of FIG. 1.

1 Claim, 4 Drawing Sheets



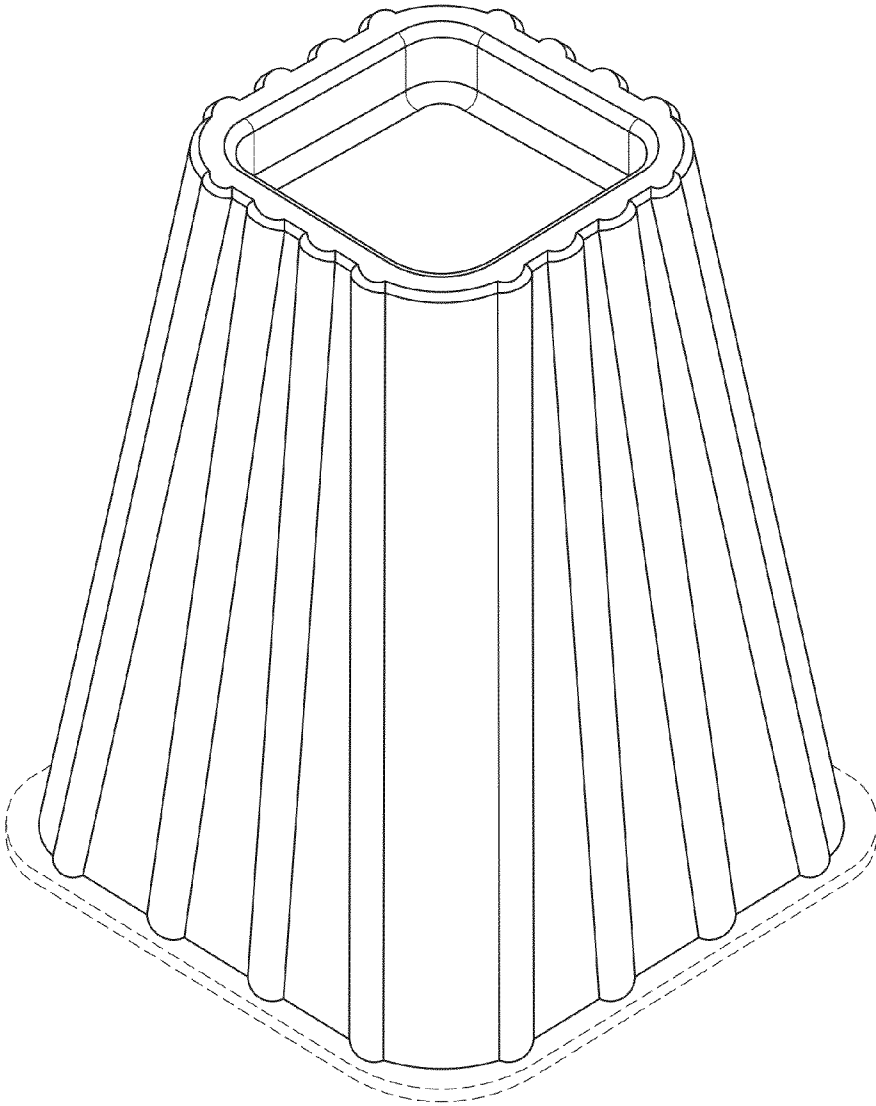


FIG.1




FIG.2




FIG.3




FIG.4