

W. W. S. ORBETON.

Culinary Apparatus.

No. 80,303.

Patented July 28, 1868.

Fig. 1.

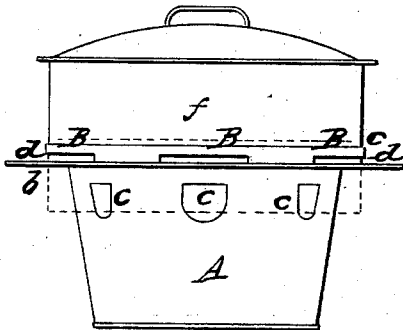


Fig. 2.

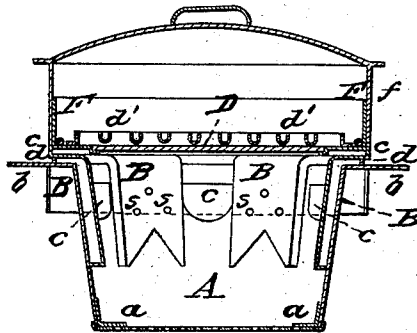


Fig. 3.

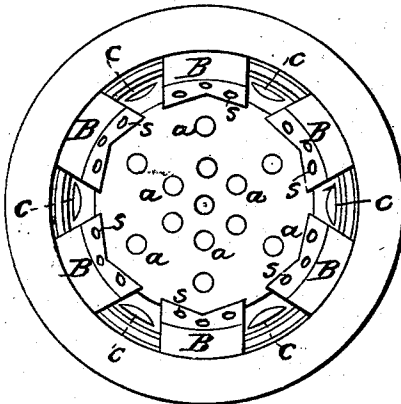


Fig. 4.

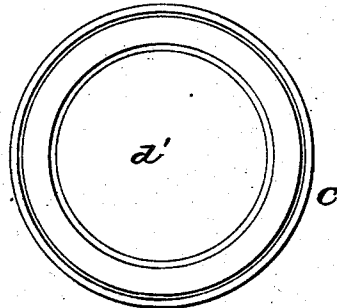


Fig. 5.




Fig. 6.

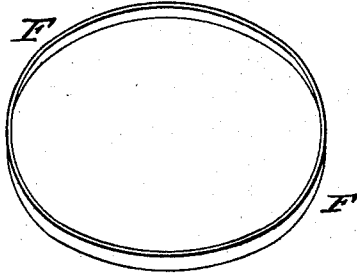
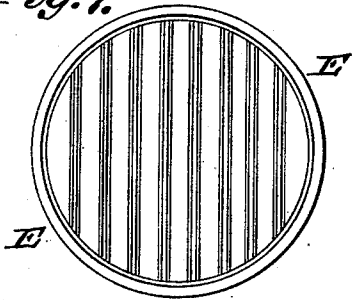


Fig. 7.



Witnesses:

E. W. Pond
S. O. Reed.

Inventor:

W. W. S. Orbeton

United States Patent Office.

WILLIAM W. S. ORBETON, OF BRADFORD, MASSACHUSETTS.

Letters Patent No. 80,303, dated July 28, 1868.

IMPROVEMENT IN CULINARY APPARATUS.

The Schedule referred to in these Letters Patent and making part of the same.

TO ALL PERSONS TO WHOM THESE PRESENTS MAY COME:

Be it known that I, WILLIAM W. S. ORBETON, of Bradford, in the county of Essex, and State of Massachusetts, have invented a new and useful or improved Brazier or Culinary Apparatus; and I do hereby declare the following to be a full, clear, and exact description thereof, reference being had to the accompanying drawings, making a part thereof.

Of such drawings—

Figure 1 is a side elevation of the said apparatus as prepared for baking purposes.

Figure 2 is a longitudinal section of the same.

Figure 3 is a top view of the body of the brazier with the other parts removed.

Figure 4 is a top view of the annular register and supporter-plate.

Figure 5 is an edge view of the same.

Figure 6 is a perspective view of the adjusting-ring to be hereinafter described.

Figure 7 is a top view of the gridiron.

The said apparatus is intended to be employed in one of the boiler-openings in the top plate of a stove or range.

The purpose of the said brazier or apparatus is to hold a charge of charcoal or other fuel in a state of combustion, and to support over such fuel an article to be cooked or a vessel to be heated, and supply to the coal or fuel both an upward and downward current of air, whereby a better and more active combustion of the fuel than is ordinarily attained is effected.

In the drawings, A denotes the body of the brazier, whose general form is that of a frustum of a cone.

The bottom of the brazier is provided with a series of air-inlets, *a a*, &c., and such brazier has a flange, *b*, or annular shelf extending around its top.

There is also a series of air-inducts or downward flues, *B B*, &c., extending from the flange *b*, and down into the interior or fuel-chamber of the brazier, as seen in figs. 2 and 3, the mouths of the downward flues being disposed above the top surface of the flange *b*, as shown in fig. 2.

The auxiliary air-supplying tubes or flues are of great importance, as, in case the lower or main draught-holes may become partially choked with ashes, the former will supply the fuel with the requisite amount of air to support combustion. Each of the said auxiliary ducts may have one or more holes formed in it to open into the fuel-chamber, and thereby give a more equable distribution of air to the fuel therein. By the employment of the auxiliary flues, constructed as described, the cold air flowing through them does not come in contact with the sides of the kettle, so as to cool the same, but passes directly into the flame.

Furthermore, the said brazier has a series of educts or discharge-openings, *c c*, &c., disposed around the top of the fuel-chamber, the same being for conveying the smoke, gases, &c., into the escape-flue of the stove or range.

C is an annular plate, having a flange, *d*, extending downward from it, at right angles from its top surface. This flange has a series of openings, *e e*, &c., made in it, each of the said openings corresponding in length and width with the mouths of the air-inducts *B*. The lower segmental portions of the said plate *C* rest on the top surface of the annular shelf *b*. The said plate *C* is so formed as to be capable of being easily rotated, so as to perform the duty of a register, whereby the amount of air passing into the mouths of the inducts *B* may be regulated at pleasure.

D is the cover of the brazier or apparatus which fits into the annular openings *d* of the plate *C*.

E is a circular gridiron, which may also fit into the said annular opening, or rest on the top surface of the plate *C*, and is to be used in the place of the cover *D* when fish, steak, or other article is to be broiled or cooked.

F is a thin metallic hoop or band which serves a threefold purpose, viz, when placed on the top surface of the plate *C*, as shown in fig. 2, it serves to form a lining to the walls of the oven for baking, and when the

cover or dome *f* of the oven is removed, it serves to receive pots or kettles of larger size than would fit into the fuel-chamber of the brazier; and, furthermore, when the hoop is disposed underneath the flange *b*, as shown in red lines in figs. 1 and 2, it enables the brazier to be used in a hole in a stove or range having a less diameter than the upper part of the body of the brazier.

The dome or cover constituting the oven-chamber should be of sufficient height to enable bread, of the ordinary size of a baker's loaf, to be baked in it, or it may have any desirable height.

My said apparatus may be used without a stove or range, as a portable furnace for camp and out-door purposes, as all the ordinary operations of boiling, baking, and broiling can be carried on by it, and with great economy in the use of fuel.

My improved brazier has been tested, and found to be of great practical value for the purposes for which it is intended. It is specially adapted for use in the summer season, when it is desirable to have as little heat generated in the house as possible, while at the same time it effects the greatest practical economy in the use of the fuel.

I claim the improved brazier, as constructed with the main air-supply openings *a a*, &c., the auxiliary air-inducts *B B*, &c., and the eduction-openings *e e*, arranged and combined together substantially in manner and so as to operate as set forth.

I also claim, in combination therewith, the annular register-supporting plate *C*, as and for the purposes described.

I also claim the combination of the main and auxiliary air-inducts *a B*, the discharge-openings *e*, the fire-pot cover *D*, the annular register and supporting-plate *C*, the latter having a dome or cover applied to it in manner and for the purpose as explained.

I also claim the combination of the hoop or band *F* with a brazier or cooking apparatus constructed in other respects substantially as set forth, the same being for the purposes explained.

W. W. S. ORBETON.

Witnesses:

JNO. WOOD,
ISAAC STONE.