



US00D408818S

United States Patent [19] Klayman

[11] Patent Number: **Des. 408,818**
[45] Date of Patent: **** Apr. 27, 1999**

- [54] **SPEAKER**
- [75] Inventor: **Arnold I. Klayman**, Huntington Beach, Calif.
- [73] Assignee: **SRS Labs, Inc.**, Santa Ana, Calif.
- [**] Term: **14 Years**
- [21] Appl. No.: **29/089,709**
- [22] Filed: **Jun. 3, 1998**

- 4,350,847 9/1982 Polk .
- 4,497,064 1/1985 Polk .
- 4,630,298 12/1986 Polk et al. .
- 4,866,776 9/1989 Kasai et al. .
- 4,903,300 2/1990 Polk .
- 4,924,963 5/1990 Polk .
- 5,475,764 12/1995 Polk .

FOREIGN PATENT DOCUMENTS

- 0 320 270 A2 6/1989 European Pat. Off. .
- 1006567 4/1952 France .
- 59-121992 8/1984 Japan .

Related U.S. Application Data

- [62] Division of application No. 29/066,640, Feb. 18, 1997.
- [51] **LOC (6) Cl.** **14-01**
- [52] **U.S. Cl.** **D14/213; D14/214**
- [58] **Field of Search** **D14/204, 210-214;**
181/144, 145, 147, 148, 153, 155, 198,
199; 381/24, 88, 90, 159, 186

OTHER PUBLICATIONS

Packaging, p. 85, Bulk Merchandising Displays, No. 6, dated May/1948.

Primary Examiner—Ted Shooman
Assistant Examiner—Nanda Bondade
Attorney, Agent, or Firm—Knobbe, Martens, Olson & Bear, LLP

[56] References Cited

U.S. PATENT DOCUMENTS

- D. 248,854 8/1978 Ripple D14/213
- D. 253,699 12/1979 Gillum .
- D. 316,413 4/1991 Flanders D14/213 X
- 338,490 3/1886 Cowan .
- D. 350,135 8/1994 Polk, Jr. et al. .
- D. 356,454 3/1995 Harris .
- D. 358,392 5/1995 Yamazaki D14/213
- D. 375,744 11/1996 Asencio .
- 1,894,605 1/1933 Wright .
- 2,278,327 3/1942 Magnus et al. .
- 2,397,119 3/1946 Bohn .
- 2,993,557 7/1961 Miller et al. .
- 3,822,569 7/1974 Lautrup-Larsen .
- 3,907,068 9/1975 Ulerich .

[57] CLAIM

The ornamental design for a speaker, as shown and described.

DESCRIPTION

FIG. 1 is a front right perspective view of the present invention;
FIG. 2 is a reduced top plan view thereof;
FIG. 3 is a rear elevational view thereof;
FIG. 4 is a left side elevational view thereof, the right side elevational view being a mirror image thereof;
FIG. 5 is a front elevational view thereof; and,
FIG. 6 is a bottom plan view thereof.

1 Claim, 2 Drawing Sheets

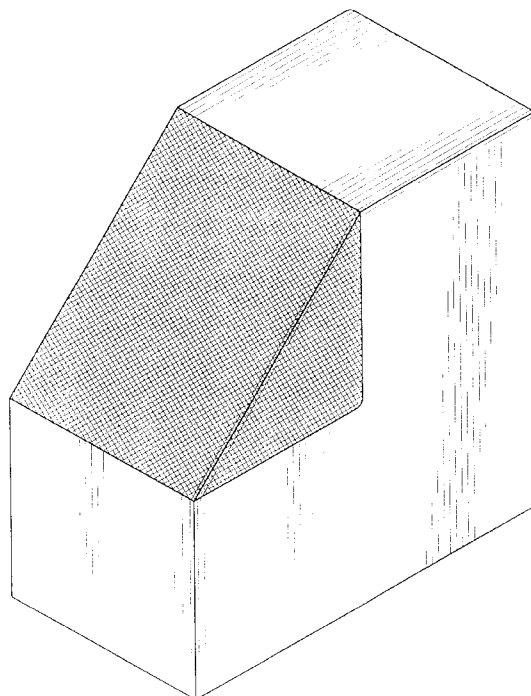
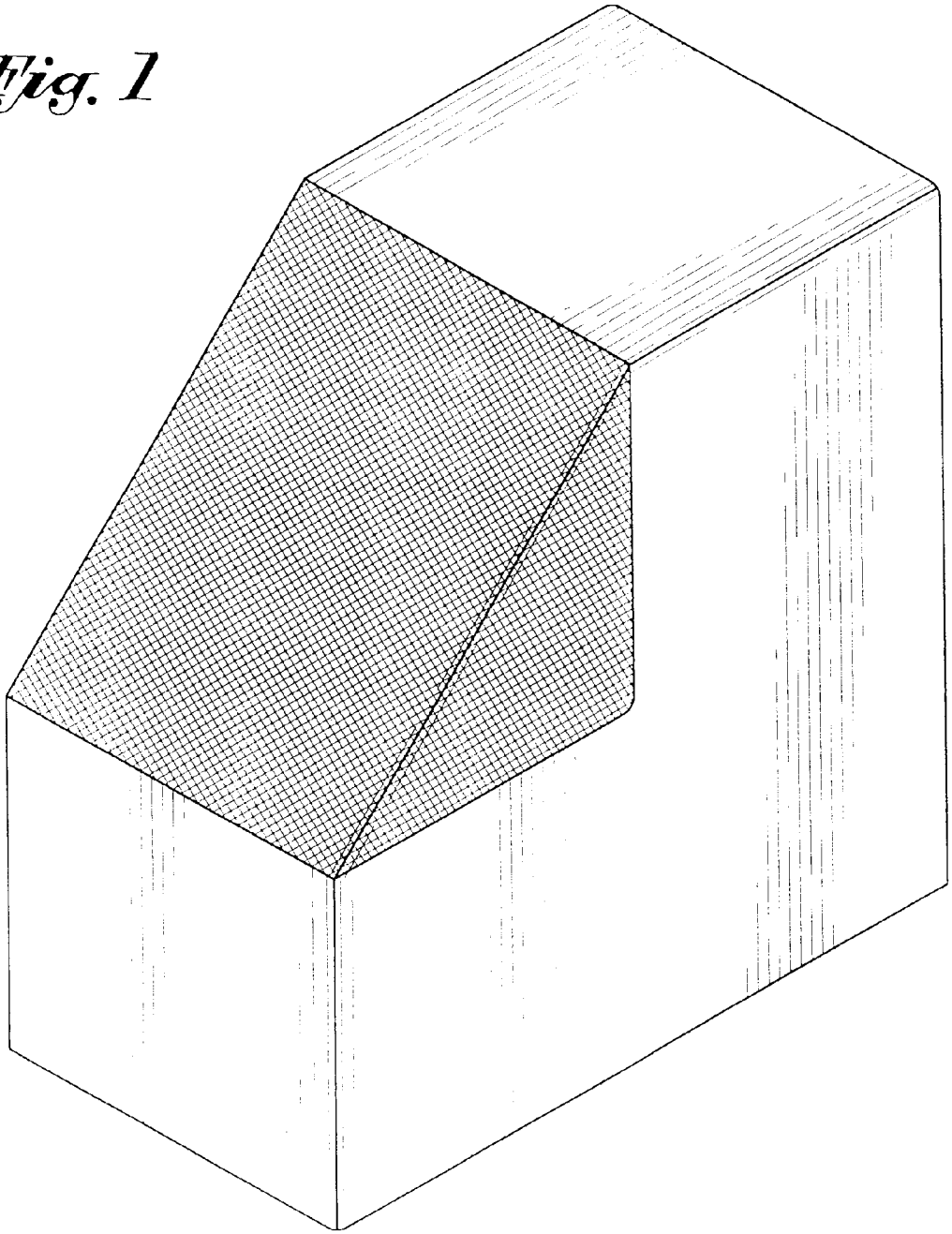


Fig. 1






Fig. 2

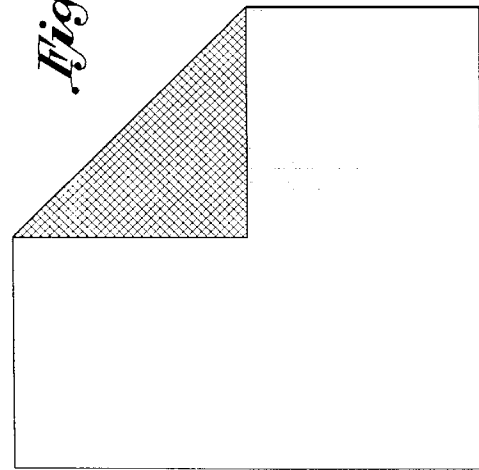


Fig. 4




Fig. 6

Fig. 3




Fig. 5

