



US00D547002S

(12) **United States Design Patent**
Lin

(10) **Patent No.:** **US D547,002 S**

(45) **Date of Patent:** **** Jul. 17, 2007**

(54) **HAND-HELD APPARATUS FOR INJECTING TOBACCO INTO PAPER TUBES**

(75) Inventor: **Mei Lin**, Glenview, IL (US)

(73) Assignee: **Republic Tobacco L.P.**, Glenview, IL (US)

(**) Term: **14 Years**

(21) Appl. No.: **29/276,715**

(22) Filed: **Feb. 2, 2007**

(51) **LOC (8) Cl.** **27-06**

(52) **U.S. Cl.** **D27/194**

(58) **Field of Classification Search** D27/183,
D27/193, 194; 131/70-75

See application file for complete search history.

(56) **References Cited**

U.S. PATENT DOCUMENTS

3,741,220 A 6/1973 Meinunger

(Continued)

OTHER PUBLICATIONS

Photograph No. 1, Front and Side View of "GAMBLER®" Cigarette Making Machine.

(Continued)

Primary Examiner—Jennifer Rivard

(74) *Attorney, Agent, or Firm*—Drinker Biddle & Reath LLP

(57) **CLAIM**

The ornamental design for a hand-held apparatus for injecting tobacco into paper tubes, as shown and described.

DESCRIPTION

FIG. 1 is a front perspective view of an embodiment of the hand-held apparatus;

FIG. 2 is a left side elevation view of the hand-held apparatus of FIG. 1, the right side elevation view being a mirror image thereof;

FIG. 3 is a top plan view of the hand-held apparatus of FIG. 1;

FIG. 4 is a front elevation view of the hand-held apparatus of FIG. 1;

FIG. 5 is a rear elevation view of the hand-held apparatus of FIG. 1;

FIG. 6 is a front perspective view of another embodiment of the hand-held apparatus;

FIG. 7 is a left side elevation view of the hand-held apparatus of FIG. 6, the right side elevation view being a mirror image thereof;

FIG. 8 is a top plan view of the hand-held apparatus of FIG. 6;

FIG. 9 is a front elevation view of the hand-held apparatus of FIG. 6;

FIG. 10 is a rear elevation view of the hand-held apparatus of FIG. 6;

FIG. 11 is a front perspective view of yet another embodiment of the hand-held apparatus;

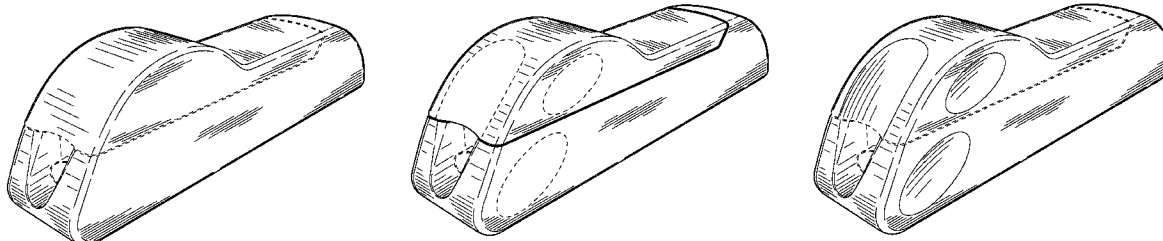
FIG. 12 is a left side elevation view of the hand-held apparatus of FIG. 11, the right side elevation view being a mirror image thereof;

FIG. 13 is a top plan view of the hand-held apparatus of FIG. 11;

FIG. 14 is a front elevation view of the hand-held apparatus of FIG. 11; and,

FIG. 15 is a rear elevation view of the hand-held apparatus of FIG. 11, wherein the bottom surfaces of the embodiments are flat and devoid of surface ornamentation, and wherein broken lines show environmental structure for illustrative purposes only and form no part of the claimed design or a specified embodiment thereof.

1 Claim, 6 Drawing Sheets



US D547,002 S

Page 2

U.S. PATENT DOCUMENTS

3,783,882 A 1/1974 Messner et al.
4,632,129 A 12/1986 Kastner
4,771,793 A 9/1988 Kastner
5,398,701 A 3/1995 Neumann et al.
5,450,861 A * 9/1995 Colani 131/70
5,657,768 A 8/1997 Neumann et al.
D436,687 S * 1/2001 Kastner D27/194
6,206,006 B1 3/2001 Schütze et al.
6,345,624 B1 2/2002 Kastner
D473,339 S 4/2003 Yu
6,571,800 B1 6/2003 Yu
D492,445 S * 6/2004 Parcevaux D27/194
D494,315 S * 8/2004 Cartier D27/194

6,978,789 B2 12/2005 Garbarino
7,066,183 B2 6/2006 Parcevaux

OTHER PUBLICATIONS

Photograph No. 2, Front and Side View of "TOP®" Cigarette Making Machine.
Photograph No. 3, Front and Side View of "BUGLER Premium" Cigarette Making Machine.
Photograph No. 4, Front and Side View of "RIZLA+" Cigarette Making Machine.
Photograph No. 5, Front and Side View of "ZIG-ZAG® 100's" Cigarette Making Machine.

* cited by examiner

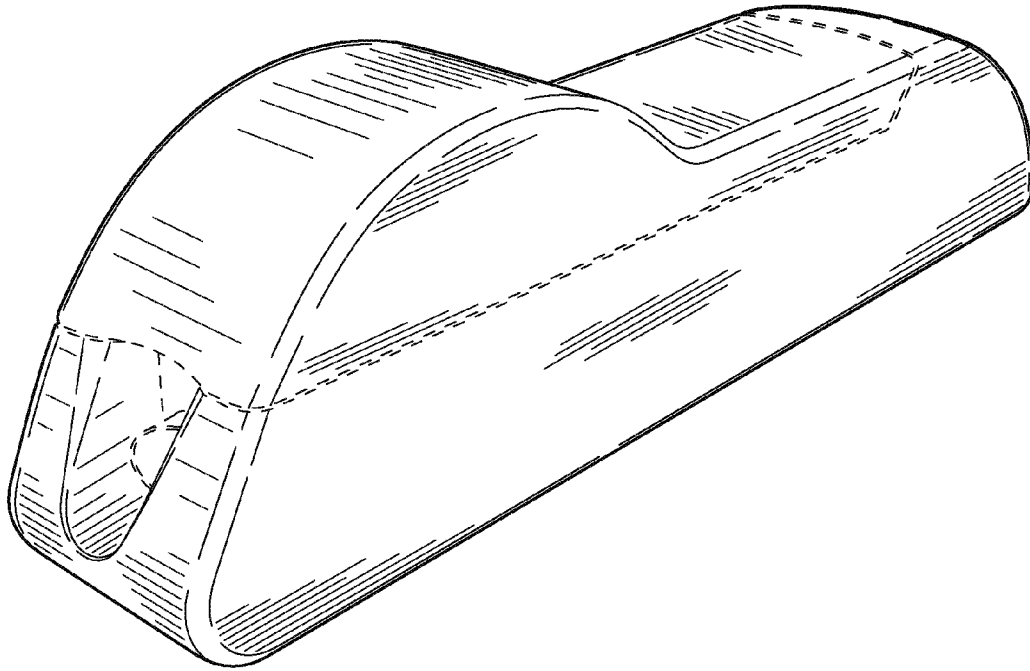


FIG. 1

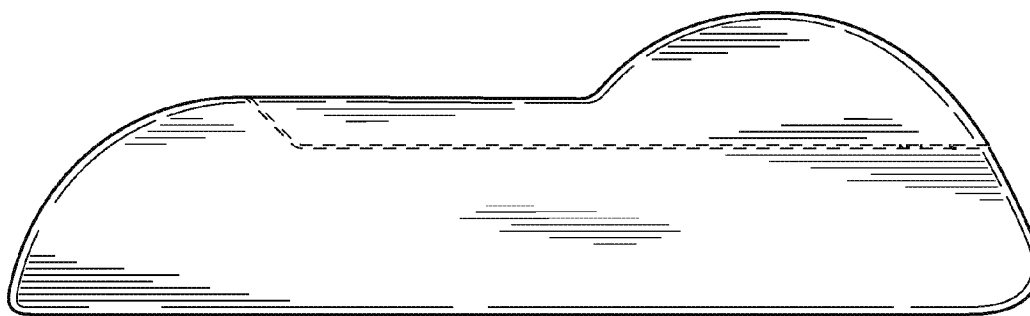


FIG. 2

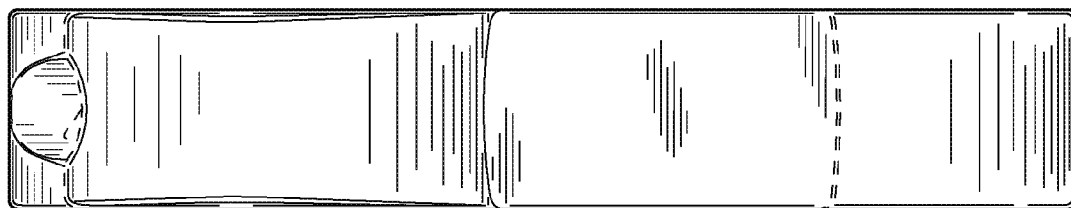


FIG. 3

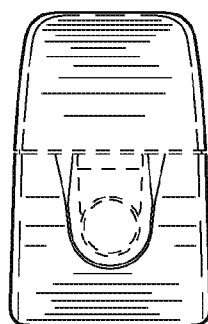


FIG. 4




FIG. 5

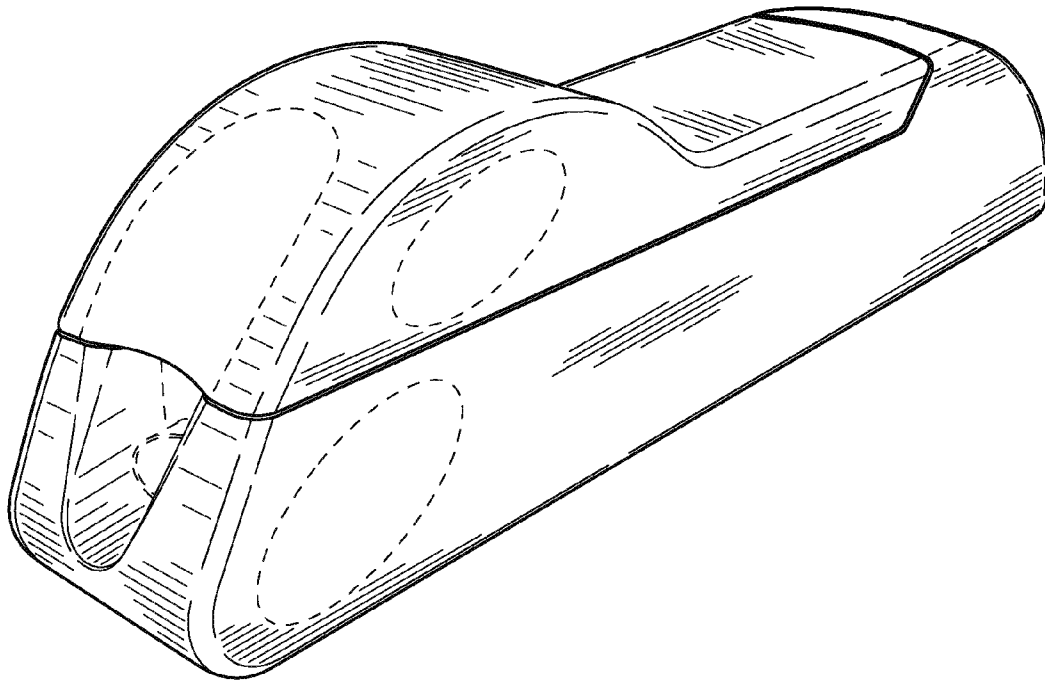


FIG. 6

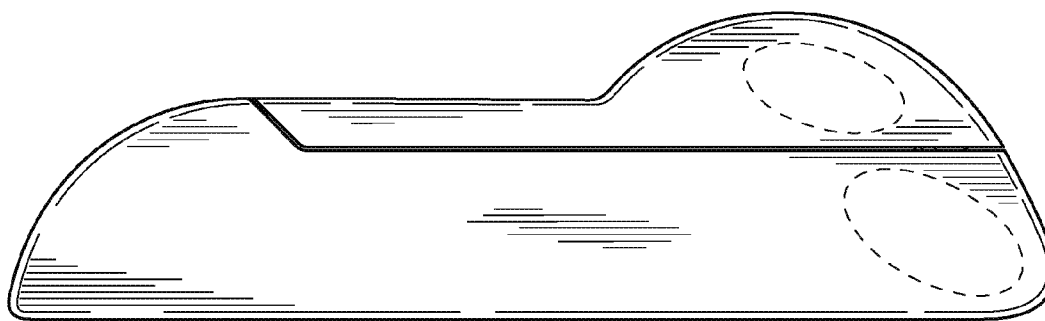


FIG. 7

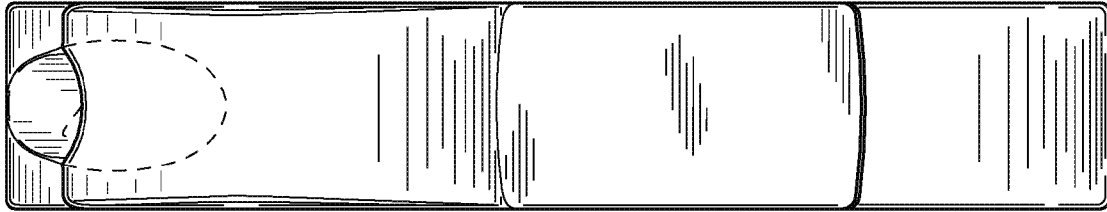


FIG. 8

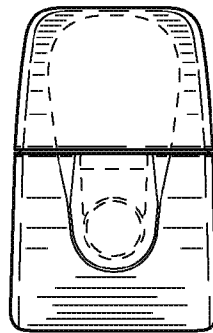


FIG. 9




FIG. 10

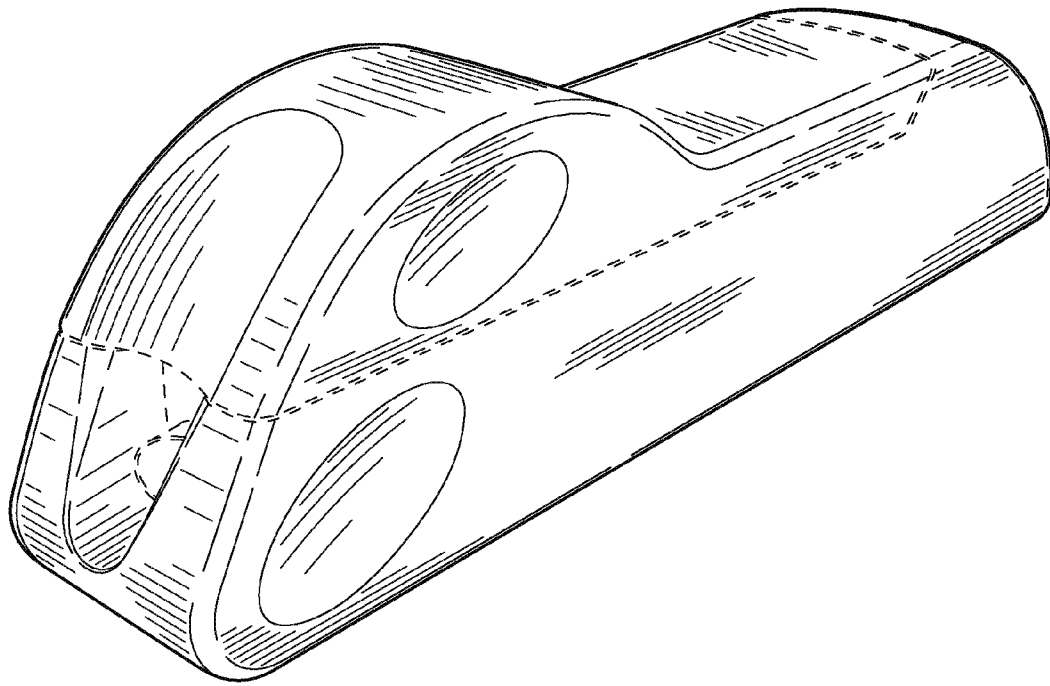


FIG. 11

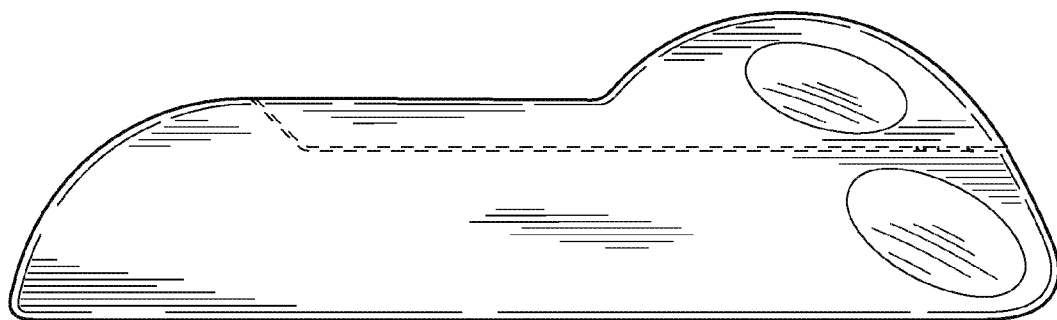


FIG. 12

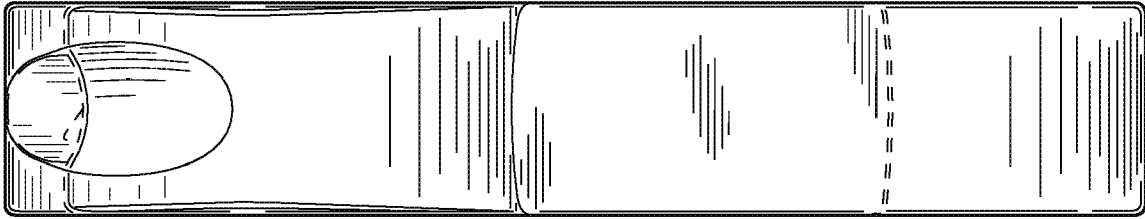


FIG. 13

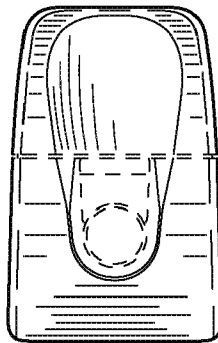


FIG. 14




FIG. 15