



US00D889671S

(12) **United States Design Patent**
Kase et al.

(10) **Patent No.:** **US D889,671 S**
(45) **Date of Patent:** **** Jul. 7, 2020**

- (54) **SET OF ADHESIVE TAPES**
- (71) Applicant: **Kinesio IP LLC**, Albuquerque, NM (US)
- (72) Inventors: **Kenzo Kase**, Albuquerque, NM (US); **Yukari Takeda**, Tokyo (JP)
- (73) Assignee: **Kinesio IP LLC**, Albuquerque, NM (US)
- (**) Term: **15 Years**
- (21) Appl. No.: **29/660,528**
- (22) Filed: **Aug. 21, 2018**
- (51) **LOC (12) Cl.** **24-04**
- (52) **U.S. Cl.**
USPC **D24/189**
- (58) **Field of Classification Search**
USPC D24/188-192; D30/146; D2/980
CPC A61N 1/044; A61N 1/30; A61B 17/085; A61F 13/0203
See application file for complete search history.

D543,036 S *	5/2007	Thompson	D5/65
D598,613 S *	8/2009	Walston	D30/146
D718,027 S *	11/2014	Mungo	D2/961
D736,511 S *	8/2015	Mungo	D2/961
D737,559 S *	9/2015	Mungo	D2/961
D774,202 S *	12/2016	Bielitz	D24/192
D851,261 S *	6/2019	Ricks	D24/189

* cited by examiner

Primary Examiner — Jennifer L Watkins
(74) *Attorney, Agent, or Firm* — Finnegan, Henderson, Farabow, Garrett & Dunner, LLP

(57) **CLAIM**

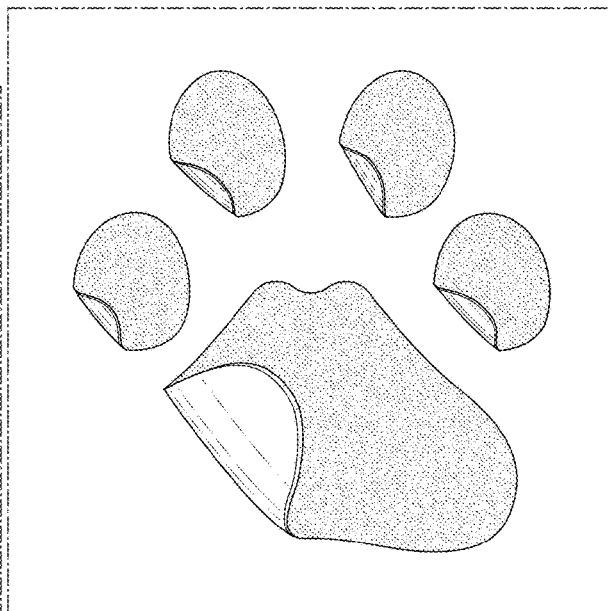
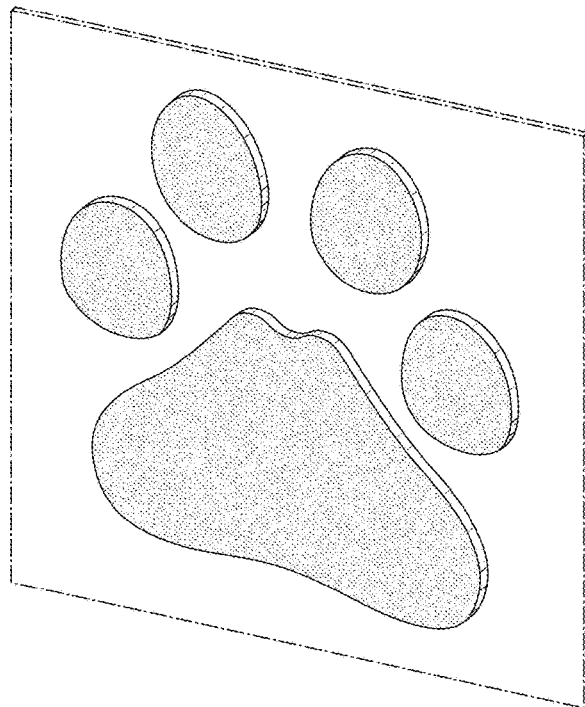
The ornamental design for a set of adhesive tapes, as shown and described.

DESCRIPTION

FIG. 1 is a top, front, right perspective view of a set of adhesive tapes, showing my new design;
 FIG. 2 is a bottom, rear, left perspective view thereof;
 FIG. 3 is a front elevation view thereof;
 FIG. 4 is a rear elevation view thereof;
 FIG. 5 is a left side elevation view thereof;
 FIG. 6 is a right side elevation view thereof;
 FIG. 7 is a top plan view thereof;
 FIG. 8 is a bottom plan view thereof; and,
 FIG. 9 is a front elevation view of the set of adhesive tapes of FIG. 1 showing the set of adhesive tapes partially peeled off of a backing sheet.
 The broken lines of uneven length define the boundary of the claimed design and form no part of the claimed design.

1 Claim, 9 Drawing Sheets

- (56) **References Cited**
U.S. PATENT DOCUMENTS
- 2,475,417 A * 7/1949 Wysowski A43B 7/1445 36/145
- D393,726 S * 4/1998 Sweeney D2/961
- D455,002 S * 4/2002 Holden D2/896
- D496,466 S * 9/2004 Slautterback D2/952



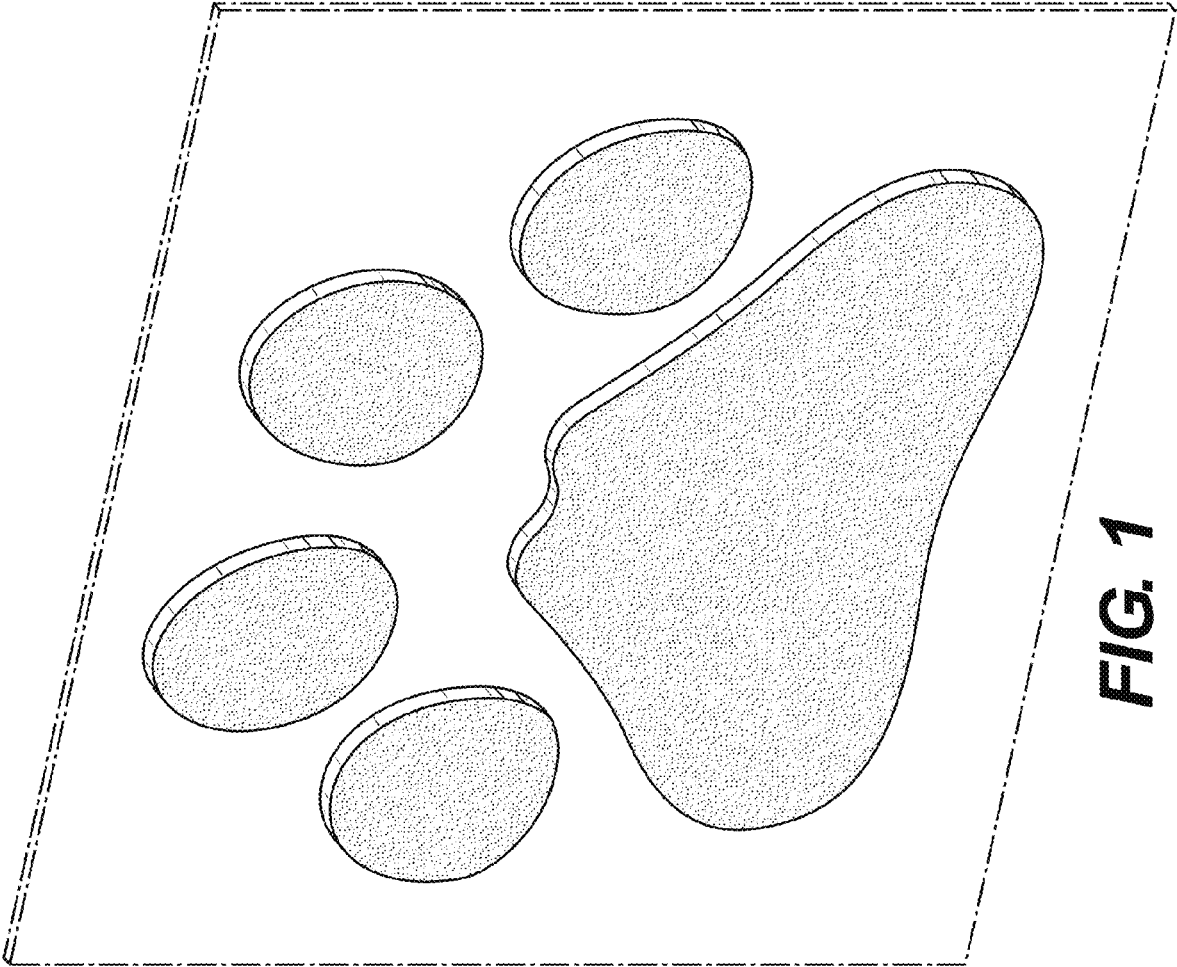


FIG. 1

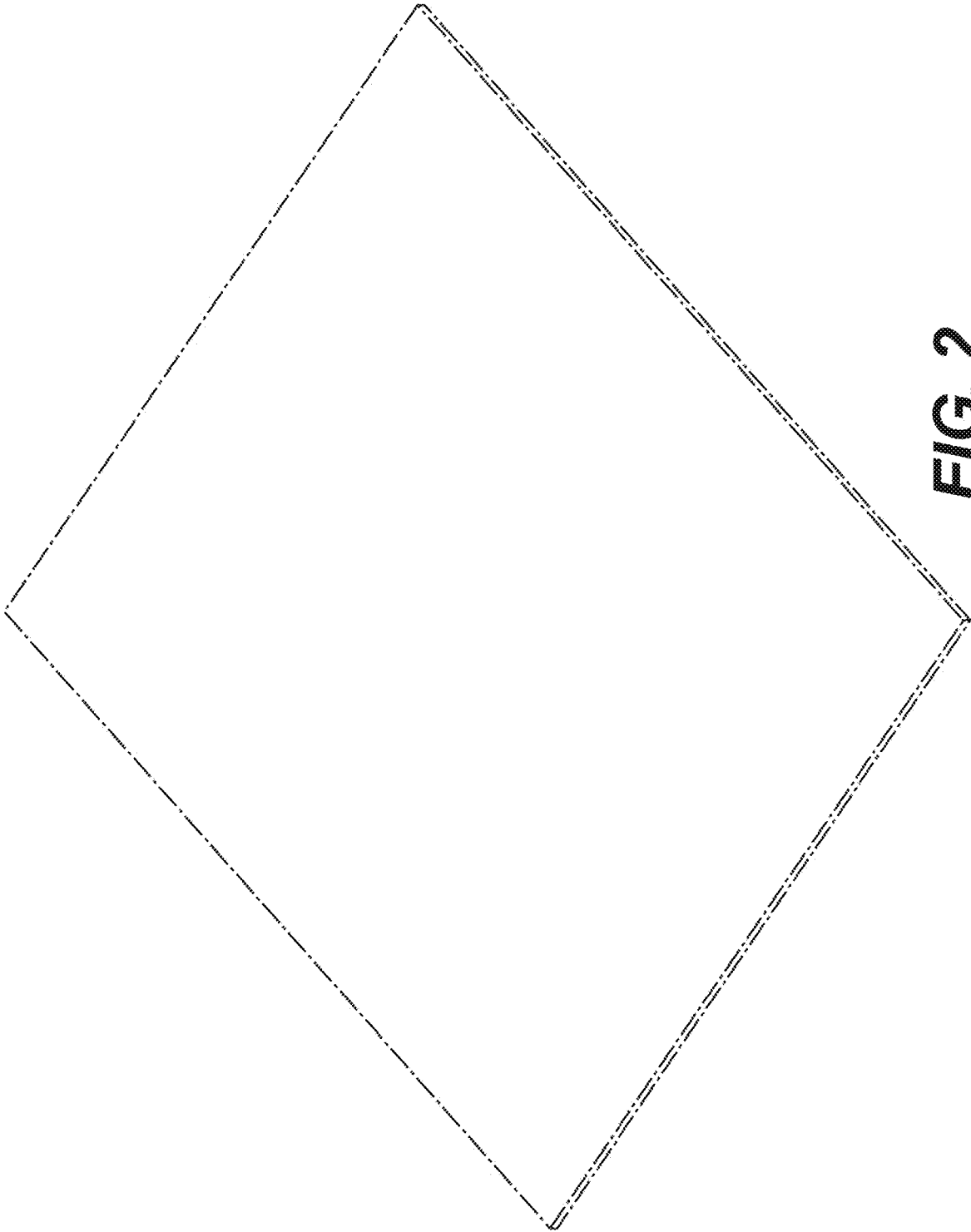


FIG. 2

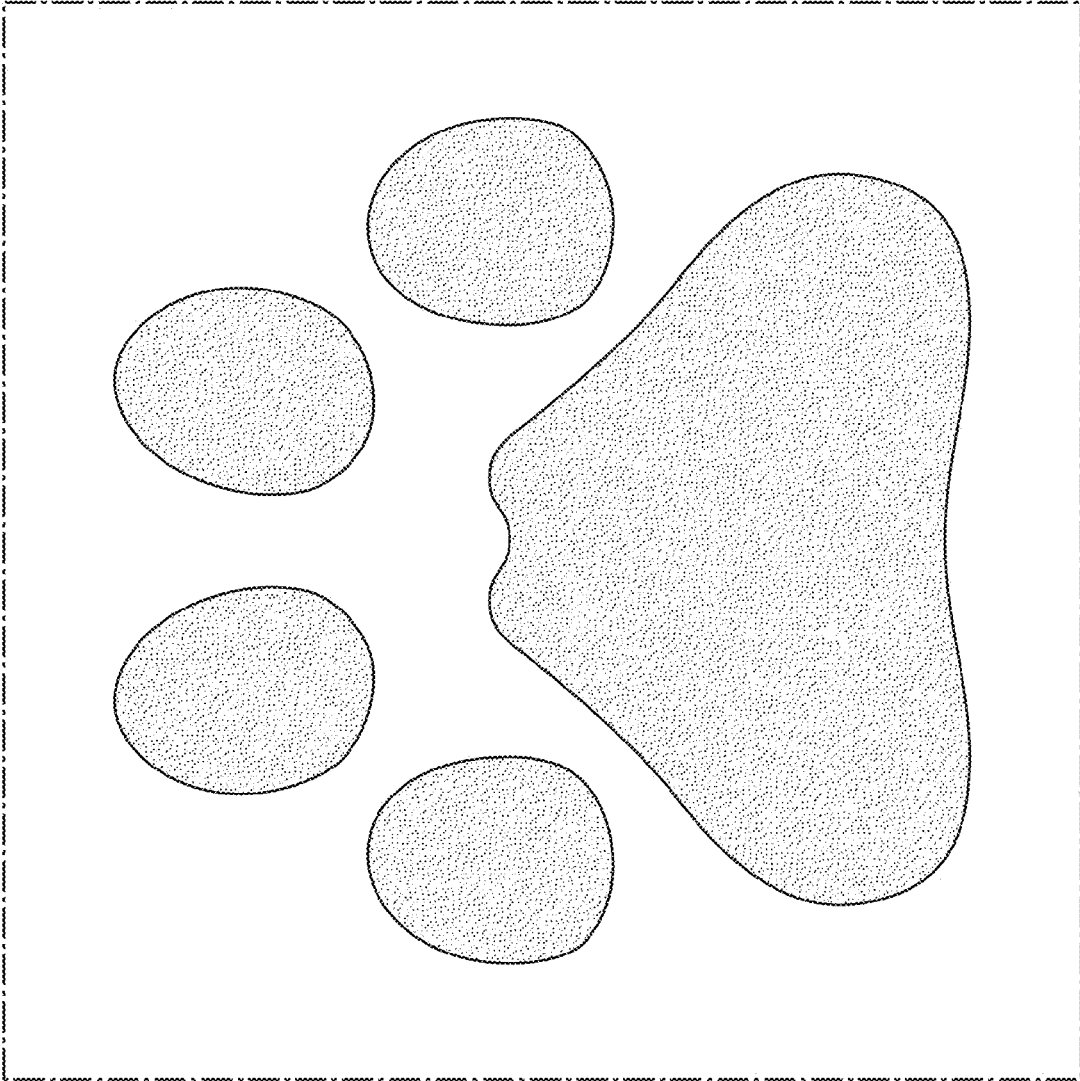


FIG. 3




FIG. 4



FIG. 5



FIG. 6



FIG. 7

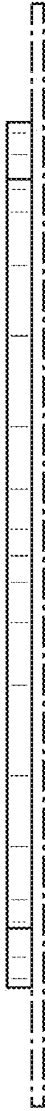


FIG. 8




FIG. 9