United States Patent [19]

Sulek et al.

[11] **Des. 249,388**

[45] ** **Sep. 12, 1978**

[54] **CALCULATOR CASING**

[75] Inventors: **Eugene Joseph Sulek,** Richardson; **William James Lawrence,** Dallas, both of Tex.

[73] Assignee: **Texas Instruments Incorporated,** Dallas, Tex.

[**] Term: **14 Years**

[21] Appl. No.: **720,166**

[22] Filed: **Sep. 2, 1976**

[51] **Int. Cl.** ..... **D18—01**
[52] **U.S. Cl.** ..... **D64/11 B**
[58] **Field of Search** ..... D64/11 C, 11 B; D14/45

[56] **References Cited**

U.S. PATENT DOCUMENTS

D. 233,347	10/1974	Beitler	D64/11 B
D. 238,788	2/1976	Goldsamt	D64/11 B

OTHER PUBLICATIONS

Commodore C108 Electronic Calculator Advertisement Rec'd Ja. 1972, Calculator.
Office Products, Feb. 1975, p. 64, Model 12-M Electronic Desk-top Calculator.

Primary Examiner—Susan J. Lucas
Attorney, Agent, or Firm—Harold Levine

[57] **CLAIM**

The ornamental design for a calculator casing, substantially as shown and described.

DESCRIPTION

FIG. **1** is a view in perspective of a calculator casing showing our new design;
FIG. **2** is a plan view thereof, on an enlarged scale;
FIG. **3** is a front elevational view thereof, on an enlarged scale;
FIG. **4** is a side elevational view thereof, on an enlarged scale; and
FIG. **5** is a rear elevational view thereof, on an enlarged scale.
The bottom side of the calculator casing is plain and conventional.

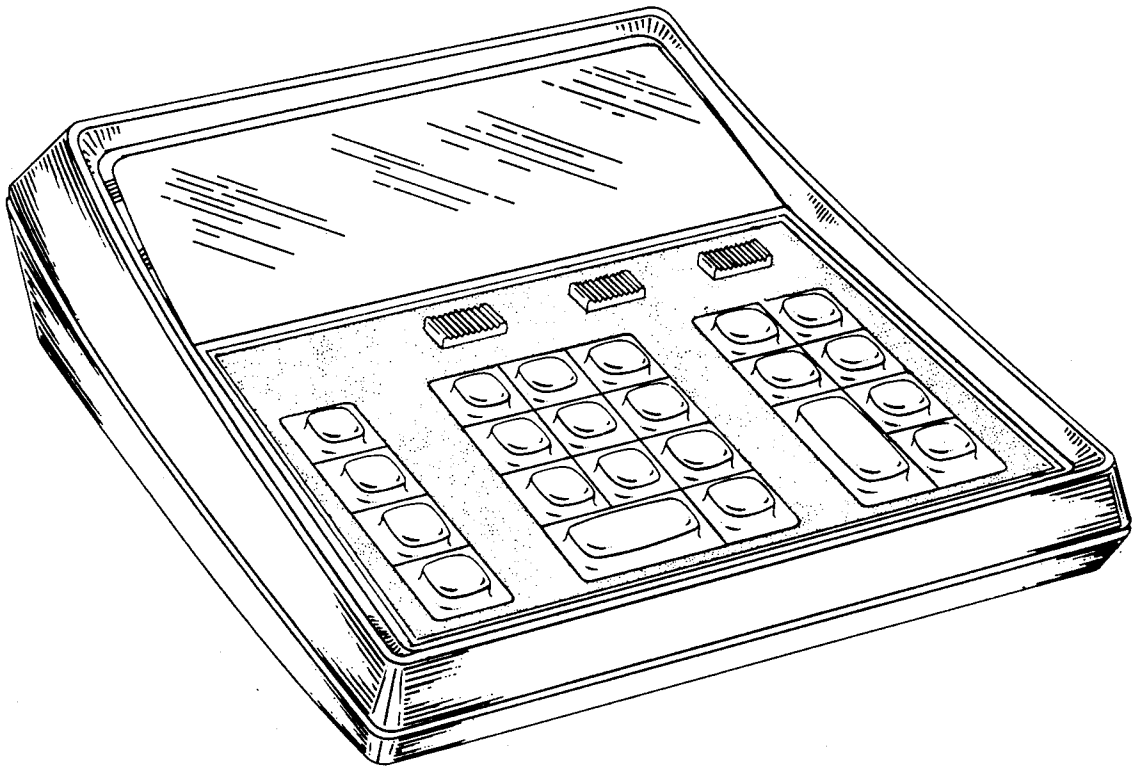

Fig. 1



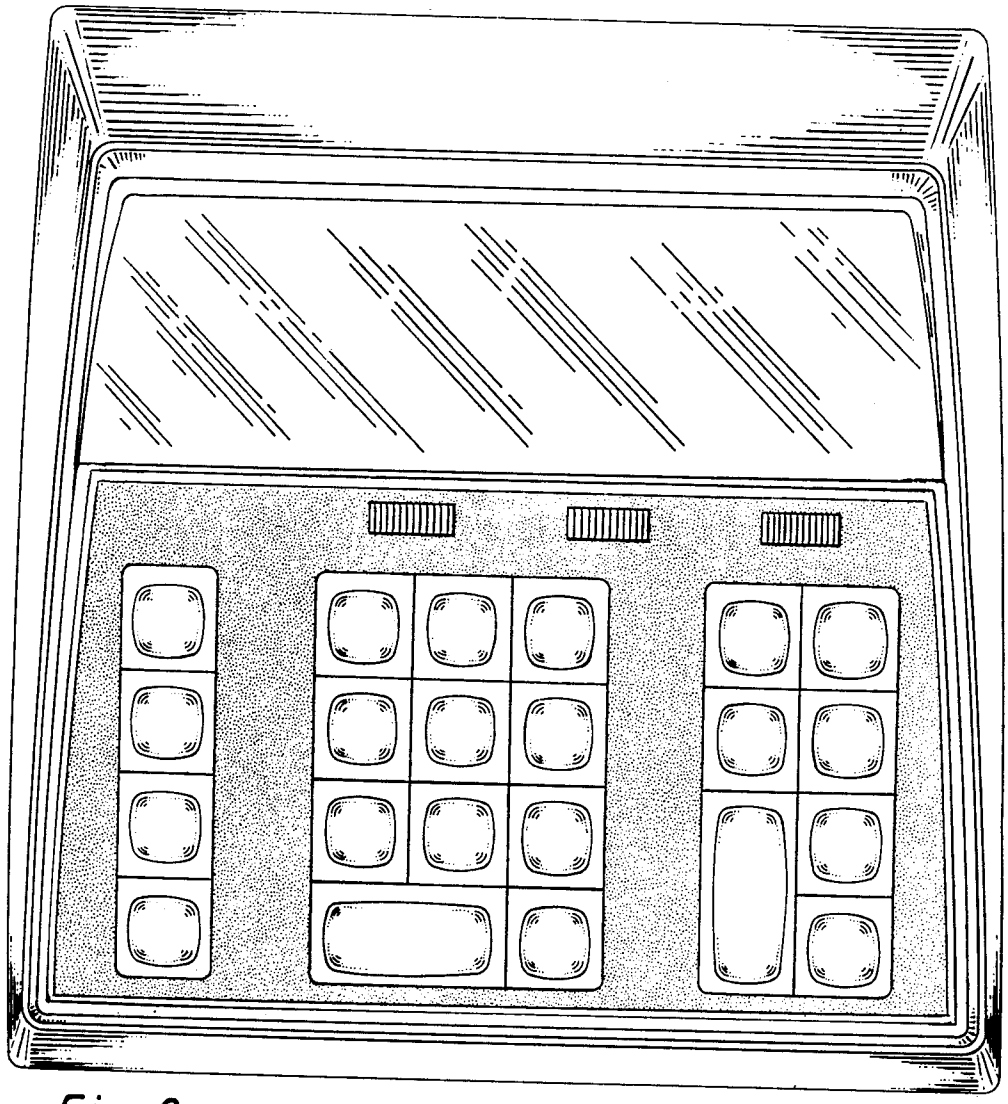

Fig. 2

Fig. 3

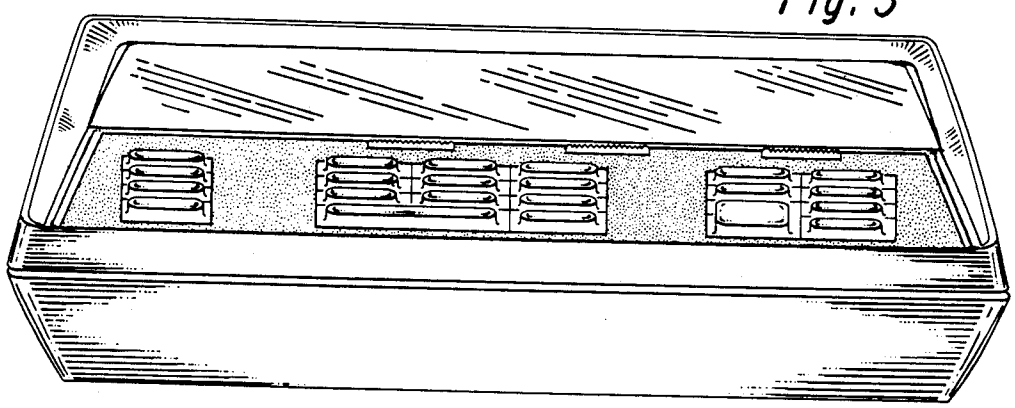

Fig. 4

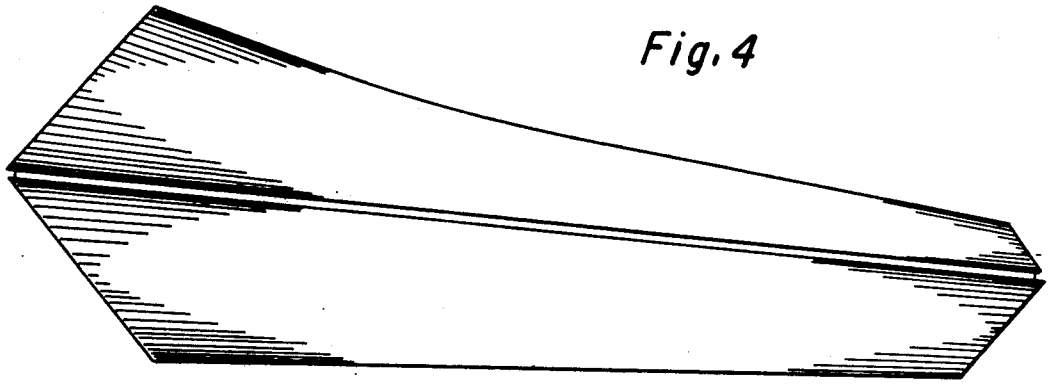

Fig. 5

