SPRUSON & FERGUSON

Australia 649319

Patents Act 1990

PATENT REQUEST: STANDARD PATENT

We, the Applicant/Nominated Person specified below, request we be granted a patent for the invention disclosed in the accompanying standard complete specification.

[70,71] Applicant/Nominated Person:

Eli Lilly and Company, a corporation organised and existing under the laws of the State of Indiana, of Lilly Corporate Center, City of Indianapolis, State of Indiana, United States of America

[54] Invention Title:

6-heterocyclic-4-amino-1,3,4,5-tetrahydrobenz[cd]indoles

[72] Inventors:

Richard Nolan Booher, David Ernest Lawhorn, Charles Johnson Paget, Jr. and John Mehnert Schaus

[74] Address for Service in Australia:

Spruson & Ferguson, Patent Attorneys
Level 33 St Martins Tower
31 Market Street
Sydney New South Wales Australia [Code SF]

Basic Convention Application Details

[31] Application No	[33] Country	[32] Date of Application
677,016	US	28 March 1991

Basic Applicants: Richard Nolan Booher, David Ernest Lawhorn, Charles Johnson Paget, Jr. and John Mehnert Schaus

DATED 1 February, 1994
Eli Lilly and Company

Registered Patent Attorney

AUSTRALIAN PATENT OFFICE MB

APPLN: 206451 INSTR CODE: 53710

N:\LIBM]02445:TCW

SPRUSON & FERGUSON
CASE: X-8223

AUSTRALIA

Patents Act 1990

NOTICE OF ENTITLEMENT

I, Leroy Whitaker, of Lilly Corporate Center, City of Indianapolis, State of Indiana, 46285, United States of America, being authorised by the Applicant/Nominated Person in respect of Application No. 13826/92 state the following:-

The Applicant/Nominated Person has entitlement from the actual inventors as follows:-

The Applicant/Nominated Person is the assignee of the actual inventors.

The Applicant/Nominated Person is entitled to rely on the basic application(s) listed on the Patent Request as follows:

The Applicant/Nominated Person is the assignee of the basic applicants.

The basic application(s) listed on the Patent Request is/are the application(s) first made in a Convention country in respect of the invention.

DATED this 1 day of April, 1992

ELI LILLY AND COMPANY

Leroy Whitaker
Deputy General Counsel,
General Patent Counsel
and Assistant Secretary

INSTR CODE: 53710

AU9213826

(12) PATENT ABRIDGMENT (11) Document No. AU-B-13826/92
(19) AUSTRALIAN PATENT OFFICE (10) Acceptance No. 649319

(54) Title
6-HETEROCYCLIC-4-AMINO-1,3,4,5-TETRAHYDROBENZ(CD)INDOLES

International Patent Classification(s)
(51)[5] C07D 401/10 A61K 031/40 A61K 031/42 A61K 031/44
A61K 031/53 C07D 403/10 C07D 405/10 C07D 409/10
C07D 413/10 C07D 417/10 A61K 031/425 A61K 031/445
A61K 031/495

(21) Application No. : 13826/92 (22) Application Date : 26.03.92

(30) Priority Data

(31) Number (32) Date (33) Country
677016 28.03.91 US UNITED STATES OF AMERICA

(43) Publication Date : 01.10.92

(44) Publication Date of Accepted Application : 19.05.94

(71) Applicant(s)
ELI LILLY AND COMPANY

(72) Inventor(s)
RICHARD NOLAN BOOHER; DAVID ERNEST LAWHORN; CHARLES JOHNSON PAGET JR.; JOHN MEHNERT SCHAUS

(74) Attorney or Agent
SPRUSON & FERGUSON , GPO Box 3898, SYDNEY NSW 2001

(56) Prior Art Documents
AU 13821/92 C07D 401/10 413/10 405/10

(57) Claim

1. A compound of the formula

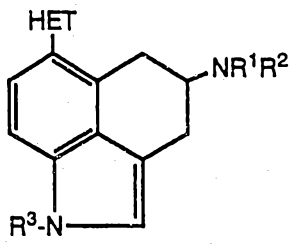

wherein

R^1 is hydrogen, C_1-C_4 alkyl, C_3-C_4 alkenyl, cyclopropylmethyl, phenyl-substituted C_1-C_4 alkyl, $-(CH_2)_nS(C_1$-C_4 alkyl), $-C(O)R^4$, or $-(CH_2)_nC(O)NR^5R^6$;

R^2 is hydrogen, C_1-C_4 alkyl, cyclopropylmethyl or C_3-C_4 alkenyl;

R^3 is hydrogen, C_1-C_4 alkyl or an amino protecting group;

.../2

n is 1-4;

R^4 is hydrogen, C_1-C_4 alkyl, C_1-C_4 haloalkyl, C_1-C_4 alkoxy or phenyl;

R^5 and R^6 are independently hydrogen, a C_1-C_4 alkyl, or a C_5-C_8 cycloalkyl with the proviso that when one of R^5 or R^6 is a cycloalkyl the other is hydrogen;

HET is an aromatic 5- or 6-membered heterocyclic ring, said ring having from one to three heteroatoms which are the same or different and which are selected from the group consisting of sulfur, oxygen, and nitrogen with the proviso that the 6-membered heterocyclic ring can only contain carbon and nitrogen and with the further proviso that the 5-membered ring contains no more than one oxygen or one sulfur but not both oxygen and sulfur; or pharmaceutically acceptable salts thereof.

10. A method for treating a mammal with a serotonin related disorder which comprises administering an effective amount of a compound of any one of Claims 1 to 7 or a pharmaceutically acceptable salt thereof.

S & F Ref: 206451

AUSTRALIA

PATENTS ACT 1990

649319

COMPLETE SPECIFICATION

FOR A STANDARD PATENT

ORIGINAL

Name and Address of Applicant: Eli Lilly and Company
Lilly Corporate Center
City of Indianapolis State of Indiana
UNITED STATES OF AMERICA

Actual Inventor(s): Richard Nolan Booher, David Ernest Lawhorn, Charles Johnson Paget, Jr. and John Mehnert Schaus

Address for Service: Spruson & Ferguson, Patent Attorneys
Level 33 St Martins Tower, 31 Market Street
Sydney, New South Wales, 2000, Australia

Invention Title: 6-heterocyclic-4-amino-1,3,4,5-tetrahydrobenz[cd]indoles

The following statement is a full description of this invention, including the best method of performing it known to me/us:-

6-Heterocyclic-4-Amino-1,3,4,5-Tetrahydrobenz[cd]indoles

This invention relates to 6-heterocyclic-4-amino-1,3,4,5-tetrahydrobenz[cd]indoles, their use in modifying the function of serotonin in a mammal, pharmaceutical formulations thereof and processes for preparing same.

Flaugh in U.S. Patent No. 4,576,959 (issued 1986) disclosed a family of 6-substituted-4-dialkylamino-1,3,4,5-tetrahydrobenz[cd]indoles which are described as central serotonin agonists. Leander in U.S. Patent 4,745,126 (1988) disclosed a method for treating anxiety in humans employing a 4-substituted-1,3,4,5-tetrahydrobenz[cd]indole-6-carboxamide derivative.

European Patent Application 399,982 discloses certain heterocyclic-substituted aminotetralins. These compounds are disclosed as being serotonin agonists, partial agonists or antagonists.

Despite the progress of science as represented above, many mammals, both humans and animals, continue to be afflicted with diseases which can be cured or ameliorated with compounds capable of modifying serotonin function in the body. Accordingly, the need continues for safer, more selective, drugs which can be used to modify such function. As such, it is an object of the present invention to provide certain 6-heterocyclic-substituted tetrahydrobenz[cd]indoles which are useful in treating conditions requiring modification of the serotonin function in the body.

The present invention provides compounds of the Formula 1

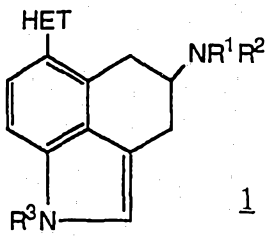

1

wherein:

R^1 is hydrogen, C_1-C_4 alkyl, C_3-C_4 alkenyl, cyclopropylmethyl, aryl-substituted C_1-C_4 alkyl, $-(CH_2)_nS(C_1$-C_4 alkyl), $-C(O)R^4$, $-(CH_2)_nC(O)NR^5R^6$;

R^2 is hydrogen, C_1-C_4 alkyl, cyclopropylmethyl or C_3-C_4 alkenyl,

R^3 is hydrogen, C_1-C_4 alkyl or an amino-blocking group;

n is 1-4;

R^4 is hydrogen, C_1-C_4 alkyl, C_1-C_4 haloalkyl, C_1-C_4 alkoxy or phenyl;

R^5 and R^6 are independently hydrogen, a C_1-C_4 alkyl, or a C_5-C_8 cycloalkyl, with the proviso that when one of R^5 or R^6 is a cycloalkyl the other is hydrogen;

HET is an aromatic 5- or 6-membered heterocyclic ring, said ring having from one to three heteroatoms which are the same or different and which are selected from the group consisting of sulfur, oxygen, and nitrogen with the proviso that the 6-membered heterocyclic ring can only contain carbon and nitrogen and with the further proviso that the

5-membered ring may contain no more than one oxygen or one sulfur but not both oxygen and sulfur.

The invention also provides a substantially pure stereoisomer of a compound of the invention or a pharmaceutically acceptable salt thereof.

The invention also provides a pharmaceutical formulation comprising a compound of Formula 1 in combination with a pharmaceutically acceptable excipient therefor.

A further embodiment of the invention is a method for effecting a biological response at the 5-HT_{1A} receptor or 5-HT_{1D} by administering a compound of Formula 1. Another embodiment involves a method for treating a variety of conditions in a mammal which require regulation of serotonin functions by administering a compound of Formula 1.

A final embodiment of the invention is to provide a process suitable for preparing compounds of Formula 1.

As used herein, the term "alkyl" represents a straight or branched alkyl chain having the indicated number of carbon atoms. For example, "C_1-C_4 alkyl" groups are methyl, ethyl, n-propyl, isopropyl, n-butyl, sec.-butyl, isobutyl and tert-butyl. "C_1-C_8 alkyl" groups include those listed for C_1-C_4 alkyl as well as n-pentyl, 2- methylbutyl, 3-methylbutyl, n-hexyl, 4-methylpentyl, n-heptyl, 3-ethylpentyl, 2-methylhexyl, 2,3-dimethylpentyl, n-octyl, 3-propylpentyl, 6-methylheptyl, and the like.

The term "C_3-C_4 alkenyl" refers to olefinically unsaturated alkyl groups such as $-CH_2CH=CH_2$, $-CH_2CH_2CH=CH_2$, $-CH(CH_3)CH=CH_2$ and the like.

The term "aryl" means an aromatic carbocyclic structure having six to ten carbon atoms. Examples of such ring structures are phenyl, naphthyl, and the like.

AUSTRALIA PATENT OFFICE MB

The term "cycloalkyl" means an aliphatic carbocyclic structure having the indicated number of carbon atoms in the ring. For example, the term "C_3-C_7 cycloalkyl" means cyclopropyl, cyclobutyl, cyclopentyl, cyclohexyl, and cycloheptyl.

The term "aryl (C_1-C_4 alkyl)" means an aryl structure joined to a C_1-C_4 alkyl group. Examples of such groups are benzyl, phenylethyl, a-methylbenzyl, 3-phenylpropyl, a-naphthylmethyl, ß-naphthylmethyl, 4-phenylbutyl, and the like. Similarly the term "aryl (C_1-C_3 alkyl)" means an aromatic carbocyclic structure joined to a C_1-C_3 alkyl.

The C_1-C_8 alkyl, the aryl, the aryl (C_1-C_4 alkyl) groups, and the aryl (C_1-C_3 alkyl) can be substituted by one or two moieties. Typical aryl and/or alkyl substitutents are C_1-C_3 alkoxy, halo, hydroxy, C_1-C_3 thioalkyl, nitro, and the like. Moreover, the aryl, aryl (C_1-C_4 alkyl) and aryl (C_1-C_3 alkyl) groups can also be substituted by a C_1-C_3 alkyl or a trifluoromethyl group.

In the foregoing, the term "C_1-C_3 alkyl" means any of methyl, ethyl, n-propyl, and isopropyl; the term "C_1-C_3 alkoxy" means any of methoxy, ethoxy, n-propoxy, and isopropoxy; the term "halo" means any of fluoro, chloro, bromo, and iodo; and the term "C_1-C_3 thioalkyl" means any of methylthio, ethylthio, n-propylthio, and isopropylthio.

Examples of substituted C_1-C_8 alkyl are methoxymethyl, trifluoromethyl, 6-chlorohexyl, 2-bromopropyl, 2-ethoxy-4-iodobutyl, 3-hydroxypentyl, methylthiomethyl, and the like.

Examples of substituted aryl are p-bromophenyl, m-iodophenyl, p-tolyl, o-hydroxyphenyl, ß-(4-hydroxy)naphthyl, p-(methylthio)phenyl, m-

trifluoromethylphenyl, 2-chloro-4-methoxyphenyl, a-(5-chloro)naphthyl, and the like.

Examples of the substituted aryl (C1-C4 alkyl) are p-chlorobenzyl, o-methoxybenzyl, m-(methylthio)-a-methylbenzyl, 3-(4'-trifluoromethylphenyl)propyl, o-iodobenzyl, p-methylbenzyl, and the like.

The term "amino-blocking group" is used herein as it is frequently used in synthetic organic chemistry, to refer to a group which will prevent an amino group from participating in a reaction carried out on some other functional group of the molecule, but which can be removed from the amine when it is desired to do so. Such groups are discussed by T. W. Greene in chapter 7 of Protective Groups in Organic Synthesis, John Wiley and Sons, New York, 1981, and by J. W. Barton in chapter 2 of Protective Groups in Organic Chemistry, J. F. W. McOmie, ed., Plenum Press, New York, 1973, which are incorporated herein by reference in their entirety. Examples of such groups include benzyl and substituted benzyl such as 3,4-dimethoxybenzyl, o-nitrobenzyl, and triphenylmethyl; those of the formula -COOR where R includes such groups as methyl, ethyl, propyl, isopropyl, 2,2,2-trichloroethyl, 1-methyl-1-phenylethyl, isobutyl, t-butyl, t-amyl, vinyl, allyl, phenyl, benzyl, p-nitrobenzyl, o-nitrobenzyl, and 2,4-dichlorobenzyl; acyl groups and substituted acyl such as formyl, acetyl, chloroacetyl, dichloroacetyl, trichloroacetyl, trifluoroacetyl, benzoyl, and p-methoxybenzoyl; and other groups such as methanesulfonyl, p-toluenesulfonyl, p-bromobenzenesulfonyl, p-nitrophenylethyl, and p-toluenesulfonylaminocarbonyl. Preferred amino-blocking

groups are benzyl ($-CH_2C_6H_5$), acyl [C(O)R] or SiR_3 where R is C_1-C_4 alkyl, halomethyl, or 2-halo-substituted-(C_2-C_4 alkoxy).

The term "aromatic 5- or 6-membered heterocyclic ring" refers to a ring containing from one to three heteroatoms which can be nitrogen, oxygen or sulfur. The 5-membered heterocyclic rings can contain carbon and nitrogen atoms and up to one oxygen or one sulfur but not one of each. In 5-membered rings not containing oxygen or sulfur, one nitrogen can be substituted with either a hydrogen, C_1-C_3 alkyl, phenyl or (C_1-C_3 alkyl)phenyl group. The 6-membered heterocyclic rings can contain carbon and nitrogen atoms only. The 5- or 6-membered rings can have one or two of the carbon atoms in the ring substituted independently with C_1-C_3 alkyl, halogen, OH, C_1-C_3 alkoxy, C_1-C_3 alkylthio, NH_2, CN or phenyl. Adjacent carbons in the heterocyclic ring may be connected with a -CH=CH-CH=CH- bridge to form a benzo-fused ring on the heterocycle.

These aromatic 5- or 6-membered heterocyclic rings can be either substituted or unsubstituted and include furan, thiophene, thiazole, oxazole, isoxazole, isothiazole, oxadiazole, thiadiazole, pyridine, pyridazine, pyrimidine, pyrazine, pyrrole, pyrazole, imidazole, and triazole. The heterocyclic ring can be attached to the benzene ring by any carbon in the heterocyclic ring, for example, 2- or 3-furan.

As used herein the following terms refer to the structure indicated and includes all of the structural isomers:

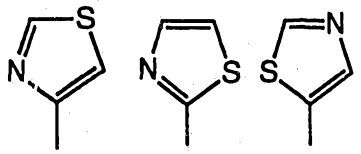

Thiazoles

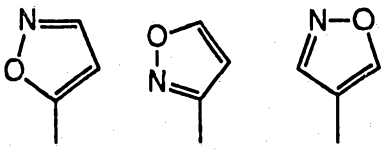

Isoxazoles

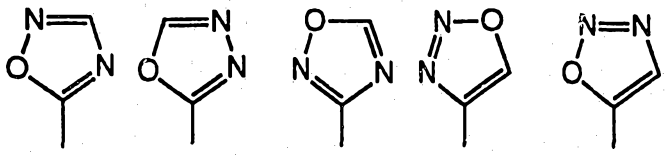

Oxadiazoles

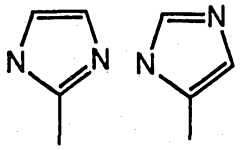

Imidazoles

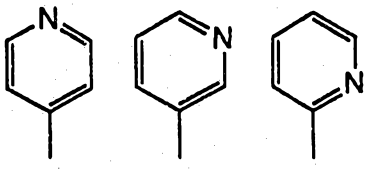

Pyridines

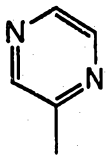

Pyrazine

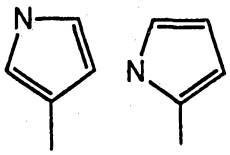

Pyrroles

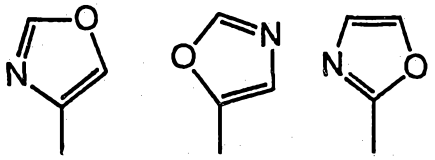

Oxazoles

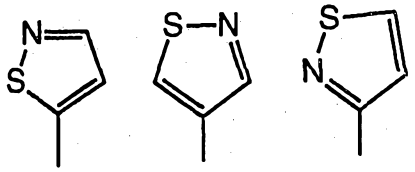

Isothiazoles

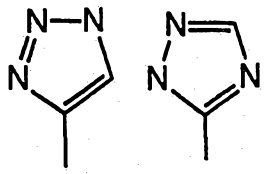

Triazoles

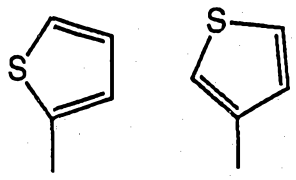

Thiophenes

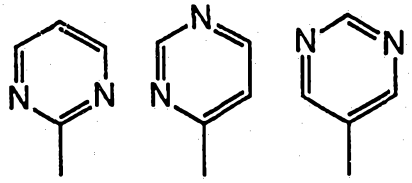

Pyrimidines

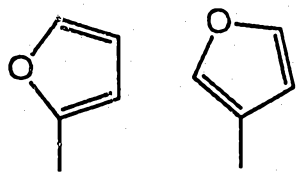

Furans

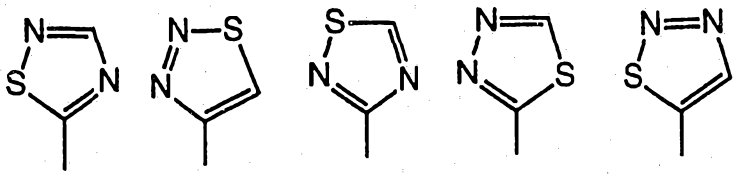

Thiadiazoles

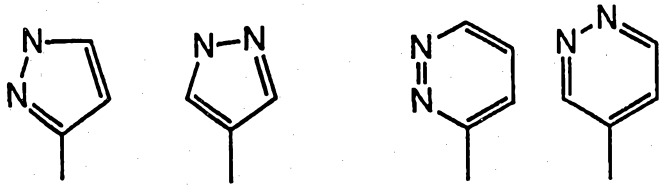

Pyrazoles

Pyridazines

While all of the compounds of the invention are useful for the purposes taught herein, certain of the present compounds are preferred for such uses. Preferably R^1 and R^2 are both C_1-C_4 alkyl, particulary n-propyl, R^3 is hydrogen, and HET is one of the following isoxazole, pyrazole, pyridine, thiazole, furan, thiophene or oxadiazole. Other preferred aspects of the present invention are noted hereinafter.

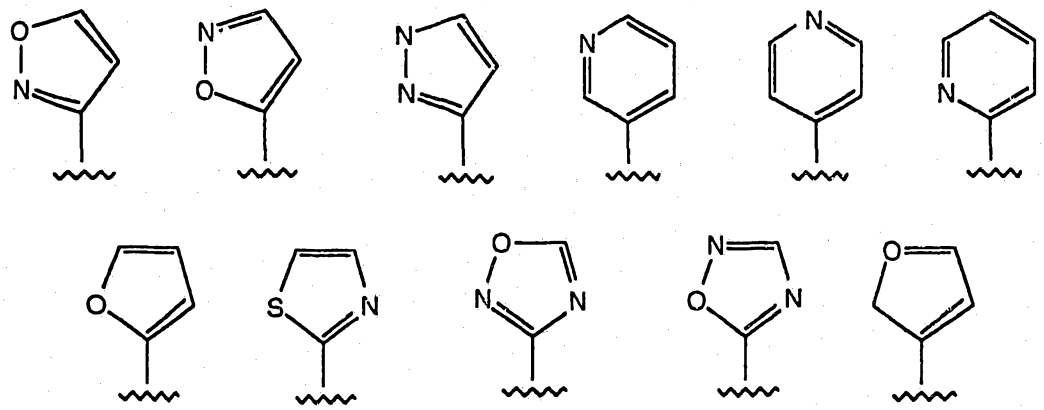

The compounds of the instant invention have at least one chiral center and therefore at least two stereoisomers can exist for each. A chiral center exists at position 4 of Formula 1. If a substitutent group contains a chiral center, then additional stereoisomers can exist. Racemic mixtures as well as the substantially pure stereoisomers of Formula 1 are contemplated as within the scope of the present invention. By the term "substantially pure", it is meant that at least about 90 mole percent, more preferably at least about 95 mole percent and most preferably at least

98 mole percent of the desired stereoisomer is present compared to other possible stereoisomers.

The terms "R" and "S" are used herein as commonly used in organic chemistry to denote specific configuration of a chiral center. The term "R" refers to "right" and refers that configuration of a chiral center with a clockwise relationship of group priorities (highest to second lowest) when viewed along the bond toward the lowest priority group. The term "S" or "left" refers to that configuration of a chiral center with a counterclockwise relationship of group priorities (highest to second lowest) when viewed along the bond toward the lowest priority group. The priority of groups is based upon their atomic number (heaviest isotope first). A partial list of priorities and a discussion of stereo chemistry is contained in the book: The Vocabulary of Organic Chemistry, Orchin, et al., John Wiley and Sons Inc., publishers, page 126, which is incorporated herein by reference.

As set forth above, this invention includes the pharmaceutically-acceptable salts of the compounds of Formula 1. Since the compounds of this invention are amines, they are basic in nature and accordingly react with any number of inorganic and organic acids to form pharmaceutically acceptable salts such as hydrochloric acid, nitric acid, phosphoric acid, sulfuric acid, hydrobromic acid, hydroiodic acid, phosphorous acid and others, as well as salts derived from nontoxic organic acids such as aliphatic mono and dicarboxylic acids, amino acids, phenyl-substituted alkanoic acids, hydroxyalkanoic and hydroxyalkandioic acid, aromatic acids, aliphatic and

aromatic sulfonic acids. Such pharmaceutically-acceptable salts thus include sulfate, pyrosulfate, bisulfate, sulfite, bisulfite, nitrate, phosphate, monohydrogenphosphate, dihydrogenphosphate, metaphosphate, pyrophosphate, chloride, bromide, iodide, acetate, propionate, caprylate, acrylate, formate, tartrate isobutyrate, caprate, heptanoate, propiolate, oxalate, malonate, succinate, suberate, sebacate, fumarate, maleate, mandelate, butyne-1,4-dioate, hexyne-1,6-dioate, hippurate, benzoate, chlorobenzoate, methylbenzoate, phthalate, terephthalate, benzenesulfonate, toluenesulfonate, chlorobenzenesulfonate, xylenesulfonate, phenylacetate, phenylpropionate, phenylbutyrate, citrate, lactate, β-hydroxybutyrate, glycolate, malate, naphthalene-1-sulfonate, naphthalene-2-sulfonate and mesylate.

Preferred compounds of Formula 1 include the compounds in which R^3 is hydrogen, R^1 and R^2 are both either n-propyl or methyl and HET is 3-isoxazolyl, 5-isoxazolyl, 3-isothiazolyl, 5-isothiazolyl, 2-imidazolyl or 4-imidazolyl. These compounds include the stereoisomers at position 4, i.e., racemic mixture of 4-R and 4-S as well as the substantially pure stereoisomers of each in which the configuration at postion 4 is R or S.

As depicted in Scheme I, the compounds of the present invention can be prepared by reacting a 4-amino-6-metallo-substituted tetrahydrobenz[cd]indole as represented by structure 2 with a heterocyclic compound represented by structure 4. In structure 2, M represents a metallo moiety such as lithium, magnesium, zinc, tin, mercury, boronic acid(-BO_2H_2) and the like while Z is an amino-blocking

group. When the metallo moiety is multivalent, it is normally associated with other moieties such as, for example, halo for magnesium (Grignard reagent) and alkyl groups for tin (trialkyltin). The heterocycle represented by structure 4 containing a leaving group "L", such as a chloro, bromo, or trifluoromethylsulfonoxy group, which can be displaced by the metallo-indole. The heterocycle can be substituted as set forth hereinabove. Alternatively, a 6-metallo-1,2,2a,3,4,5-hexahydrobenz[cd]indole 3 can be similarly reacted with a heterocyclic 4 to provide the 6-heteroaryl-1,2,2a,3,4,5-hexahydrobenz[cd]indole 5 which can then be oxidized and the blocking group Z^1 exchanged or replaced to provide the compounds of Formula 1.

Scheme 1

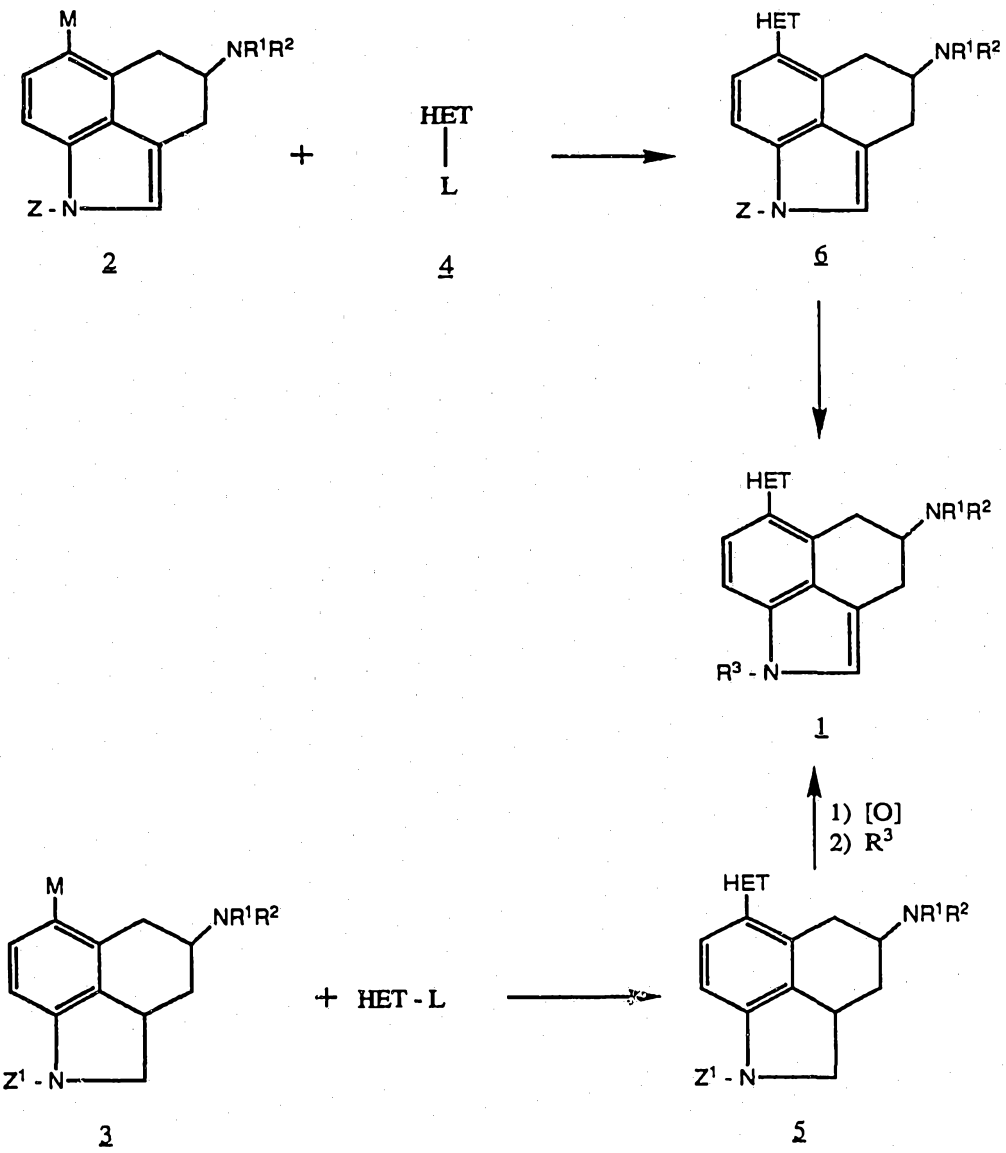
M
NR¹R²
Z - N
2
+
HET
L
4
HET
NR¹R²
Z - N
6
HET
NR¹R²
R³ - N
1
1) [O]
2) R³
M
NR¹R²
Z¹ - N
3
+ HET - L
HET
NR¹R²
Z¹ - N
5

The reaction of the metallo-indole 2 or metallo-indoline 3 and heterocycle 4 is accomplished in the presence of a palladium or nickel catalyst such as $Pd[P(C_6H_5)_3]_4$, $PdCl_2$, $Pd[P(C_6H_5)_3]_2Cl_2$, $Ni(acac)_2$, $NiCl_2[P(C_6H_5)_3]_2$ and the like, wherein "acac" represents acetylacetonate and "C_6H_5" represents a phenyl group. The organometallic reagent 2 or 3 is prepared by methods commonly used in the art for such preparations, for example, the lithium or magnesium reagents can be prepared by contacting the appropriate 6-chloro-, 6-bromo- or 6-iodo-substituted tetrahydro- or hexahydro- benzindole with an organolithium reagent or magnesium metal in a solvent such as ether or tetrahydrofuran. Other organometallic derivatives can be used such as zinc, tin, mercury or boronic acid ($-BO_2H_2$). The zinc, tin and mercury reagents can be prepared by reaction of the lithiated benzindole with a zinc, tin or mercury derivative such as zinc chloride, chlorotrialkylstannane, or mercuric chloride. The boronic acid derivative can be prepared by reacting the lithium reagent with trimethylborate followed by hydrolysis of the resulting boronate ester. Mercuric acetate can be contacted directly with the hexahydrobenzindole to provide the mercurated derivative.

The 1-nitrogen of the benzindole is preferably protected with a group such as triphenylmethyl (trityl), benzyl, or, for the tetrahydrobenzindole only, triisopropylsilyl. These protecting groups are represented by Z in structures 2 and 3. The protecting group can be removed after the coupling reaction is accomplished to provide the 1-hydrobenzindole compound.

An alternative method of preparing the compounds of the instant invention involves contacting an organometallic reagent prepared from a heterocyclic compound with a 6-bromo or 6-iodo-4-aminobenzindole. The reaction is accomplished in the presence of a catalyst such as that used in reaction Scheme I. The metal in the organometallic derivative of the heterocycle can be lithium, magnesium (Grignard reagent), zinc, tin, mercury, or a boronic acid ($-BO_2H_2$). These organometallic compounds can be prepared by standard methods, as described above for the benzindoles. Alternatively, the lithiated heterocycles can be prepared by treating a heterocycle with a strong base such as an alkyllithium or a lithium dialkylamide.

Unless otherwise indicated, in the following preparation procedures, R_a and R_a' may independently be hydrogen, C_1-C_3 alkyl, halogen, OH, O(C_1-C_3 alkyl), S(C_1-C_3 alkyl), NH_2, CN, or phenyl. R_b may be hydrogen, C_1-C_3 alkyl, phenyl, or (C_1-C_3 alkyl)phenyl. R_c may be a hydrogen or C_1-C_3 alkyl. R_d may be OH, O(C_1-C_3 alkyl), O(phenyl), O(C_1-C_3 alkylphenyl), halo, S(C_1-C_3 alkyl), S(phenyl), S(C_1-C_3 alkylphenyl), NH_2, NH(C_1-C_3 alkyl), N(C_1-C_3 alkyl)$_2$, OCO(C_1-C_3 alkyl), OCO(phenyl), OCO(C_1-C_3 alkylphenyl) or the like.

In an alternative preparation procedure, compounds of the instant invention having a 5-membered heterocyclic ring in the 6-position can be prepared by the cycloaddition of a compound of the type represented in structure 8 wherein R^1 and R^2 are as defined above and B is an amino-protecting group or hydrogen,

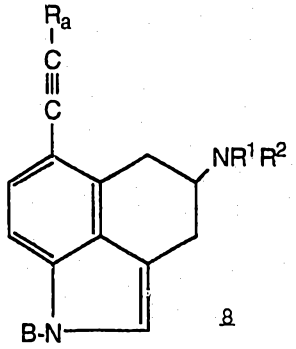

8

with a 1,3-dipole of the type $^{+}T=U-V^{-}$ in which T, U, and V can be selected from the following list of (a) through (i).

	T	U	V
(a)	CR_a	N	CHR_a
(b)	CR_a	N	NR_b
(c)	CR_a	N	O
(d)	N	N	O
(e)	CR_a	CR_a'	NR_b
(f)	CR_a	CR_a'	O
(g)	N	CR_a'	CHR_a
(h)	N	CR_a'	NR_b
(i)	N	CR_a'	O

In this list R_a and R_a' are not OH or NH_2, N represents nitrogen and O represents oxygen. This cycloaddition provides products of the structure 10, wherein R^1 and R^2 are as defined above and B is an amino protecting group or hydrogen.

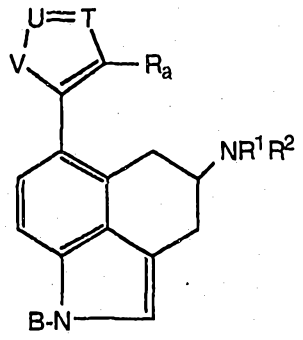

10

The 1-nitrogen of structures 8 and 10 can be protected using standard protecting groups preferably $(C_2H_5)_2NC(O)$-, triisopropylsilyl, or benzenesulfonyl.

Alternatively, the 6-alkyne-substituted indole of structure 8 can be reacted with a dipole of the type ^+T-U=V^- in which T, U, and V are selected from the following list for (j) and (k):

	T	U	V
(j)	CHR_a	N	N
(k)	NR_b	N	N

In this list R_a is not OH or NH_2 and N is nitrogen. This reaction provides products of structure 12.

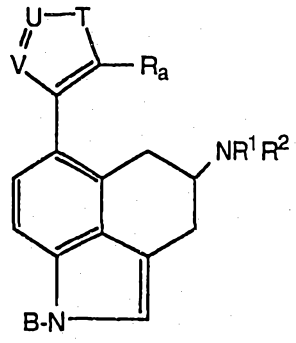

12

wherein R^1, R^2, R_a and B are as defined above.

Alternative procedures for preparing certain of the instant compounds are set forth hereinbelow in Schemes 2 through 18. As used in these reaction Schemes, "Ar" refers to the benz[cd]indole, which can be 1,3,4,5-tetrahydro or 1,2,2a,3,4,5-hexahydro, with the indicated substituent in the 6-position, "Me" is methyl, "Et" is ethyl, "NBS" represents N-bromosuccinimide, R_a, R_b and R_c are defined above, "MsCl" represents methanesulfonyl chloride, "Δ" represents heat, "ø" and "Ph" each represent phenyl, "DMF" represents dimethylformamide, "TMS" represents trimethylsilyl, "[O]" represents an oxidant, Lawesson's reagent is p-methoxyphenylthionophosphine sulfide dimer, "Ac" represents acetyl, "NCS" represents N-chlorosuccinimide, "DCC" represents dicyclohexylcarbodiimide, "DMS" represents dimethyl sulfide, "Im" represents 1-imidazolyl, and "[H]" represents a reductant. As set forth hereinabove, the 1-nitrogen of the benz[cd]indole is normally protected with an aminoblocking group. When Ar is tetrahydrobenz[cd]indole, the 1-blocking group is preferably triisopropylsilyl. When Ar is hexahydrobenz[cd]indole, the prefered 1-blocking

group is triphenylmethyl. In the reaction schemes provided, Ar is preferably hexahydrobenz[cd]indole with the resulting 6-heteroaryl-substituted hexahydrobenz[cd]indole being oxidized to the corresponding tetrahydrobenz[cd]indole product.

Scheme 2

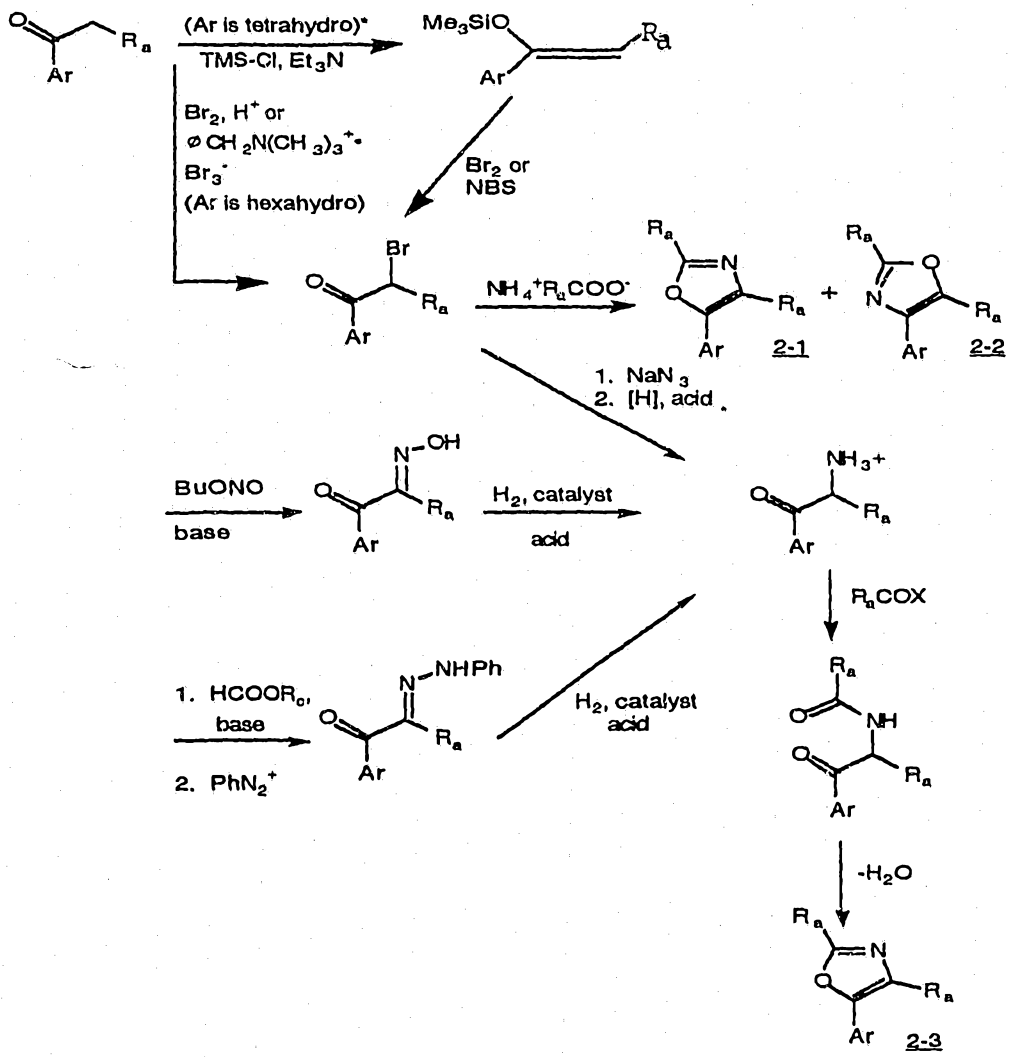

* Direct bromination can be used when Ar is tetrahydro when the 1-nitrogen is blocked with triisopropylsilyl.

Scheme 3

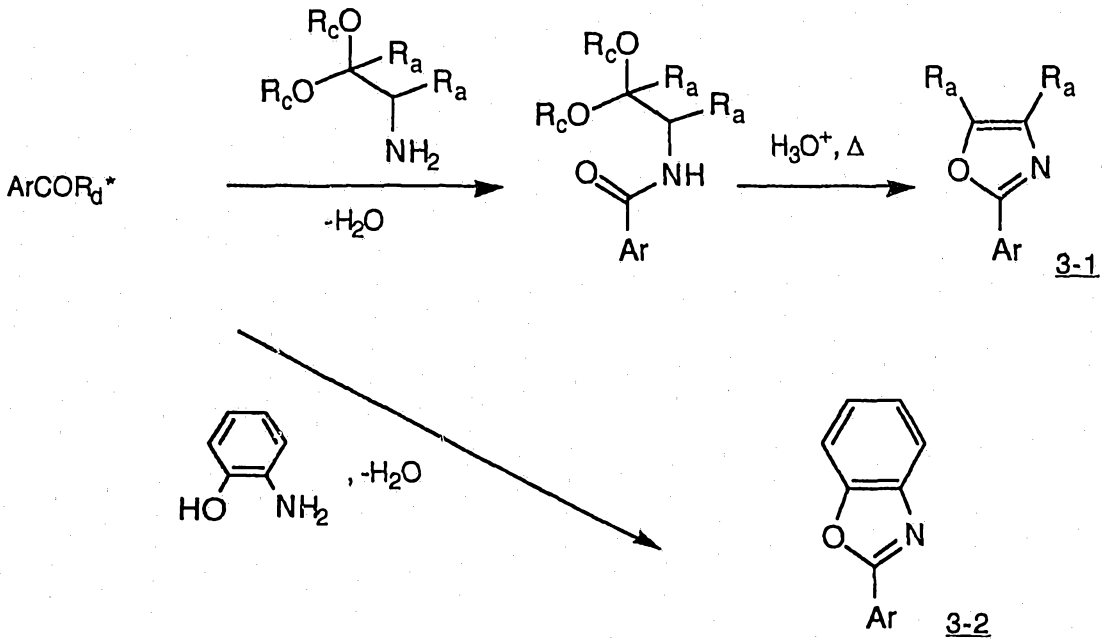

*when R_d is OH the $ArCOR_d$ substrate is preferably activated by prior contact with DCC or diimidazolylcarbonyl.

Scheme 4

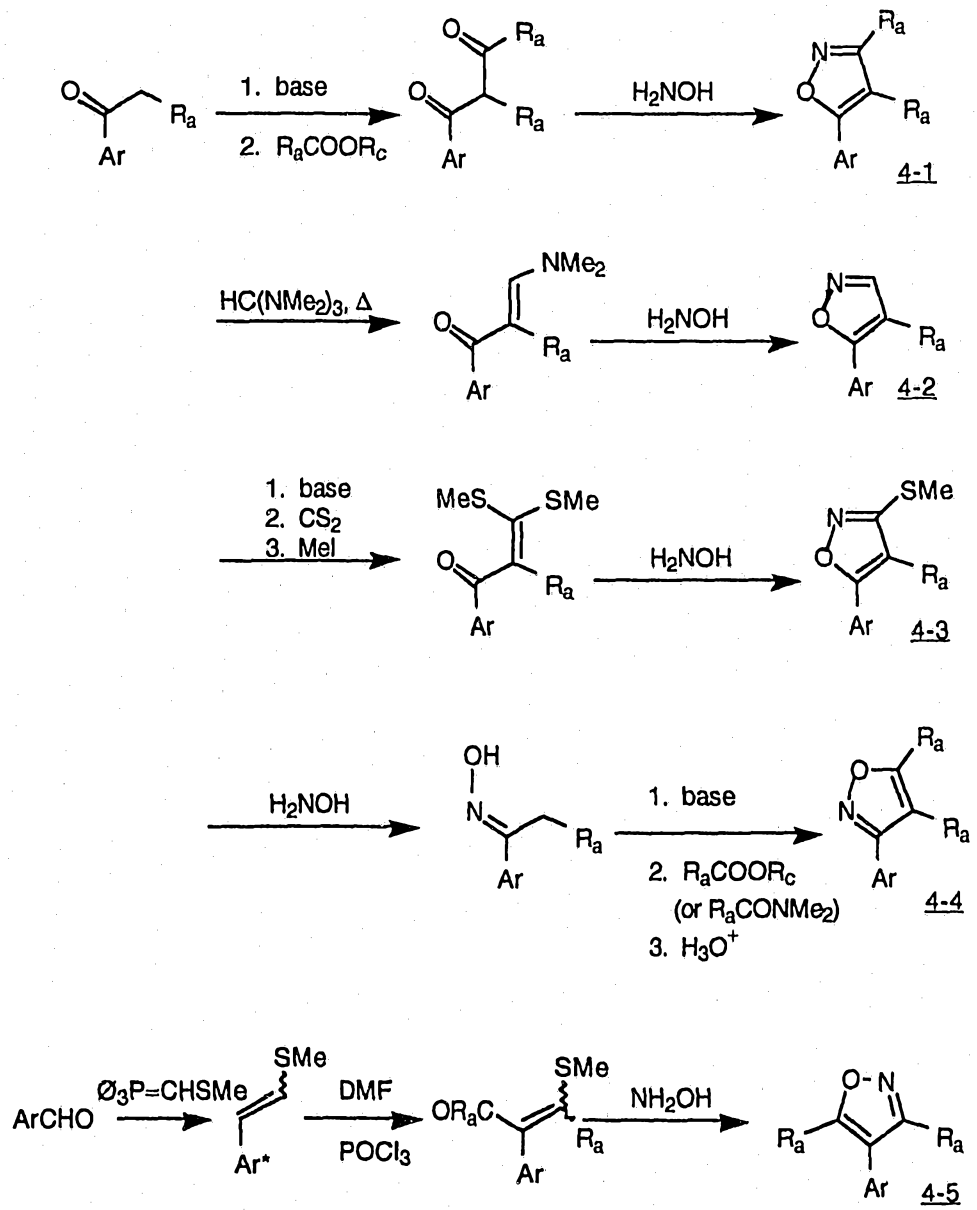

*When Ar is tetrahydrobenz[cd]indole the 1-nitrogen is blocked with triisopropylsilyl.

Scheme 5

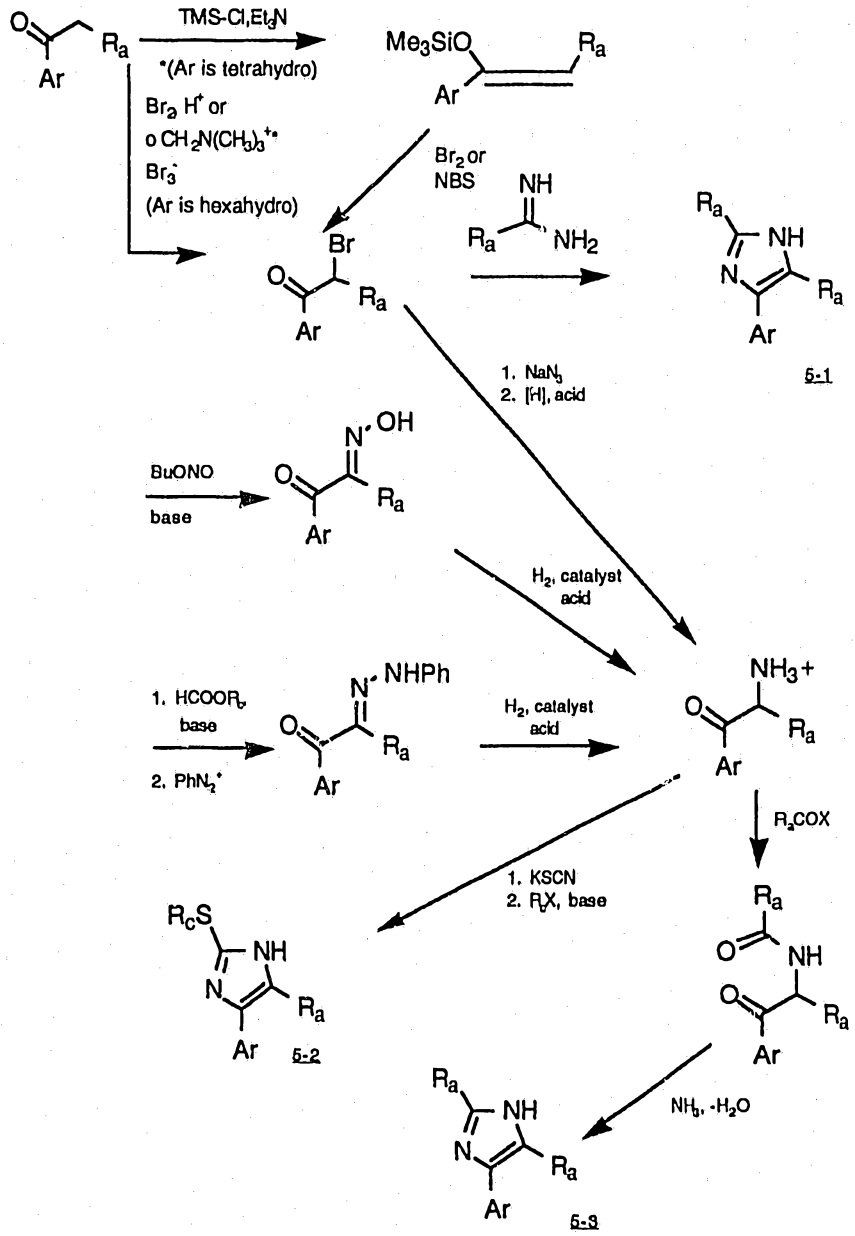

*Direct bromination can be used when Ar is tetrahydro when the 1-nitrogen is blocked with triisopropylsilyl.

Scheme 6

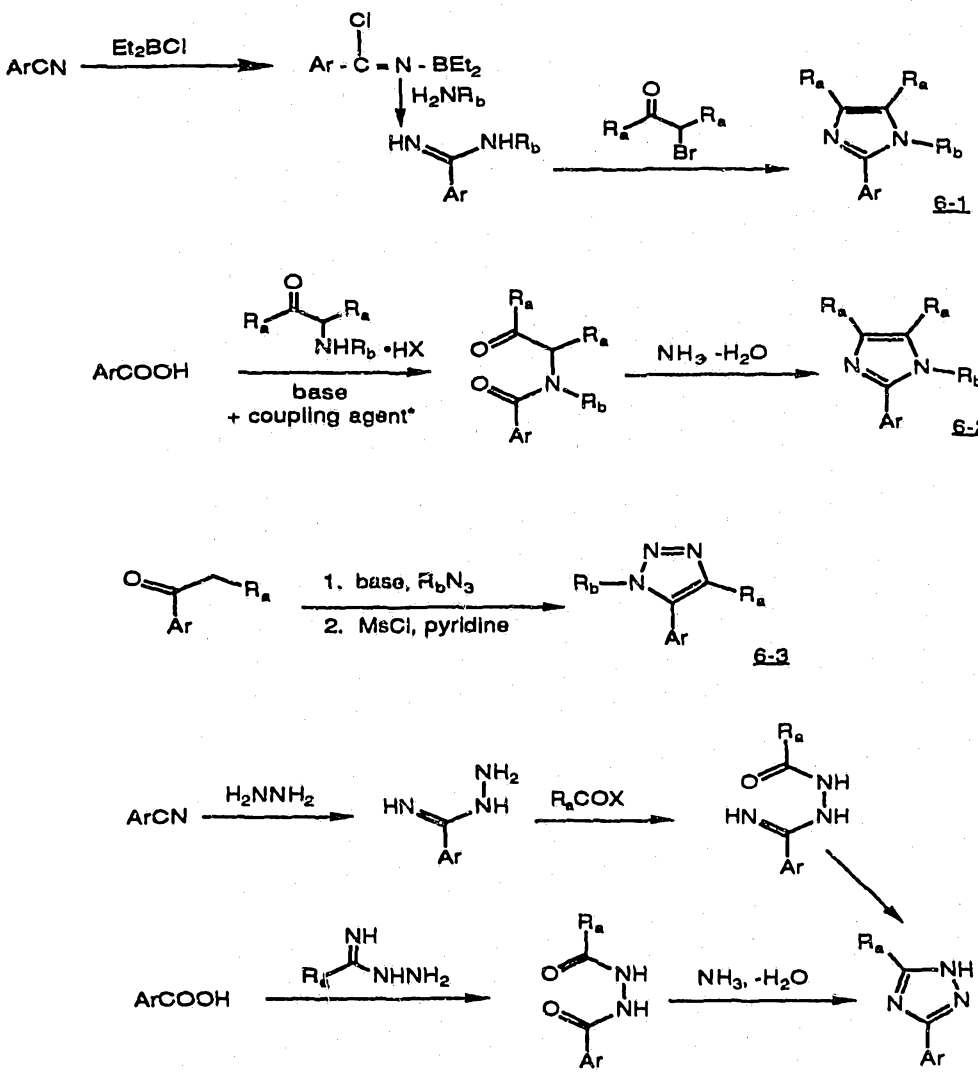

*For example, DCC or Im_2CO.

Scheme 7

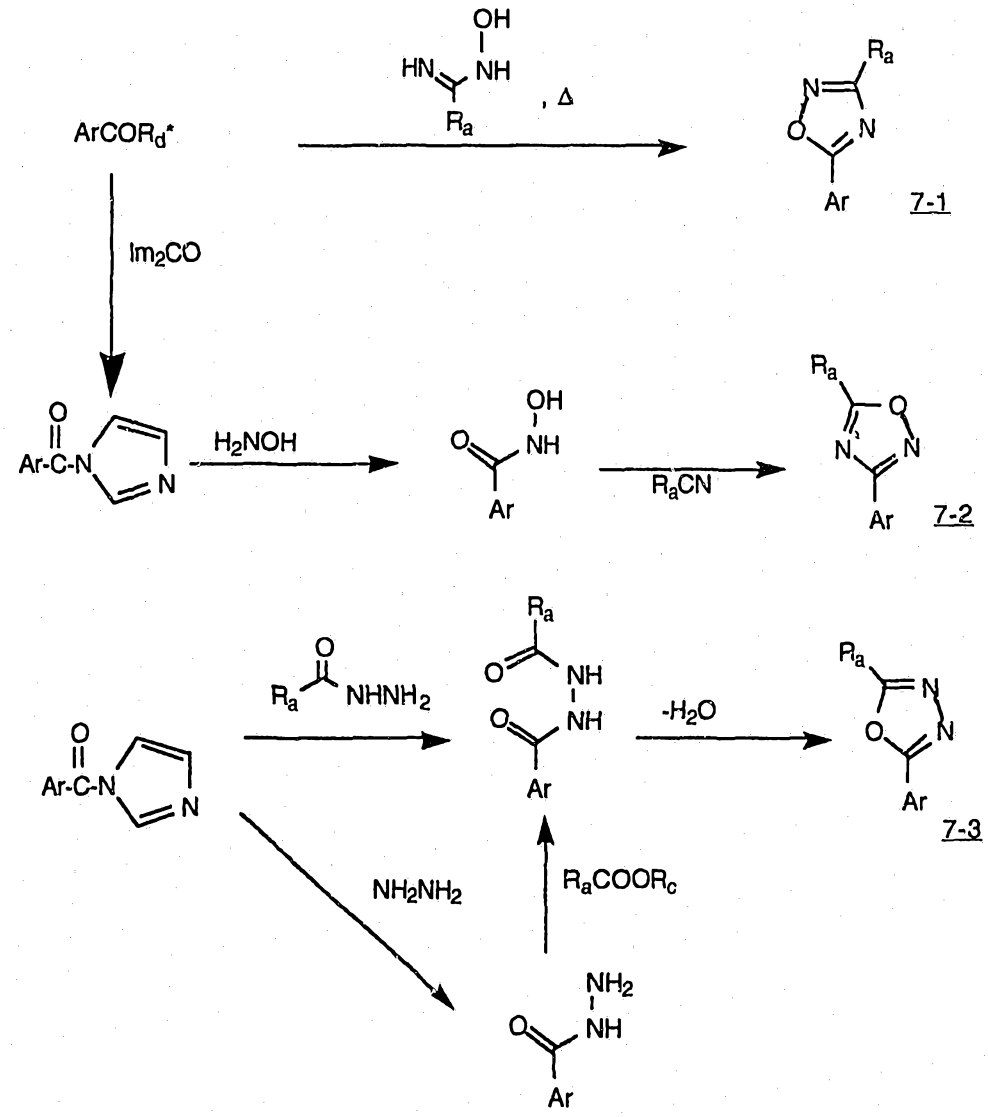

*When R_d is OH a coupling agent, for example DCC or Im_2CO, is preferably employed.

Scheme 8

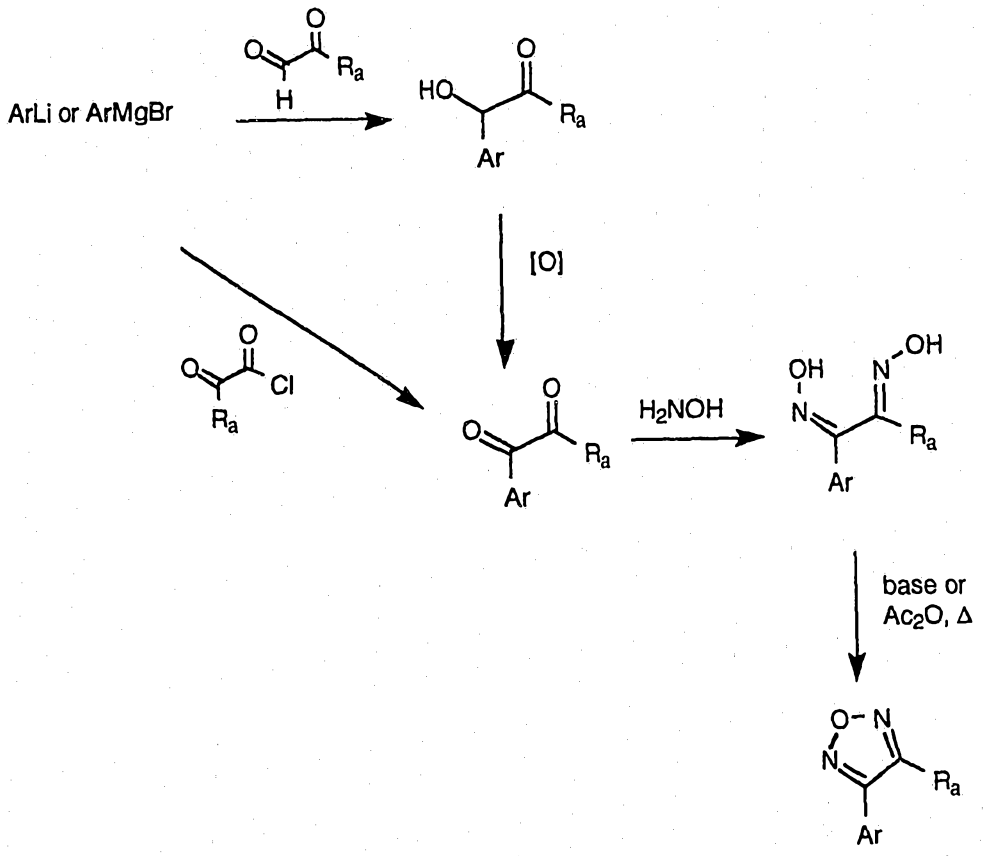

8-1

Scheme 9

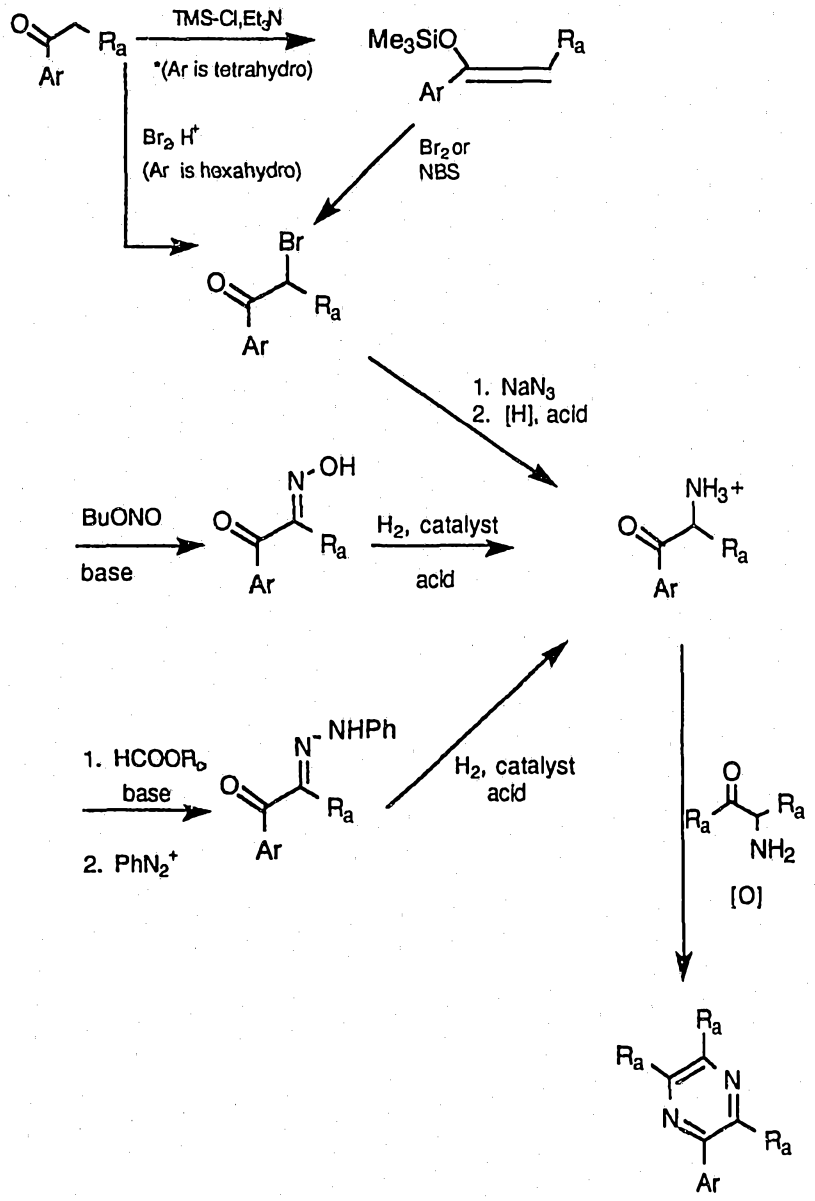

9-1

*Direct bromination can be used when Ar is tetrahydro when the 1-nitrogen is blocked with triisopropylsilyl.

Scheme 10

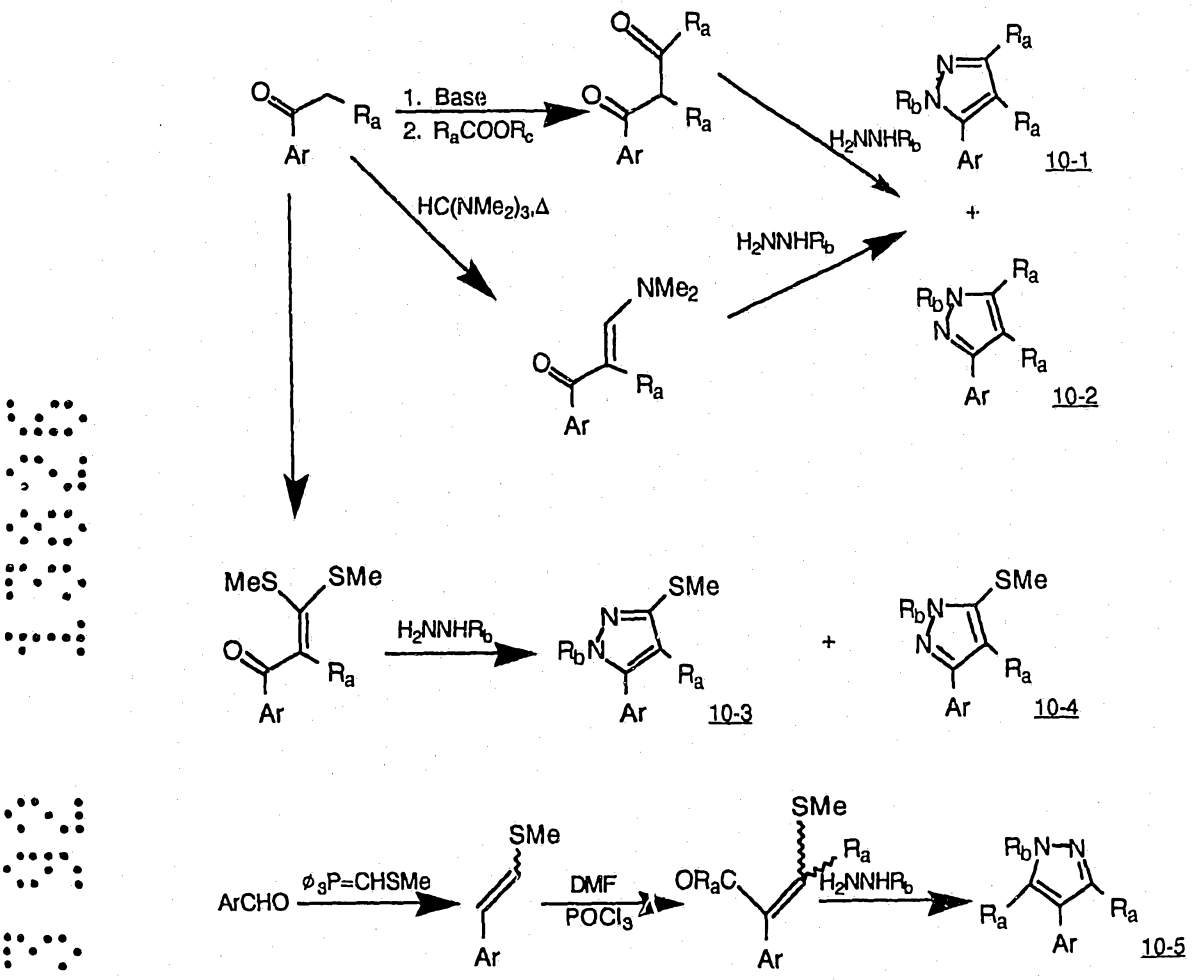
1. Base
2. RaCOORc
HC(NMe2)3,Δ
H2NNHRb
NMe2
MeS
SMe
ArCHO
ø3P=CHSMe
DMF
POCl3
ORaC
10-1
10-2
10-3
10-4
10-5

Scheme 11

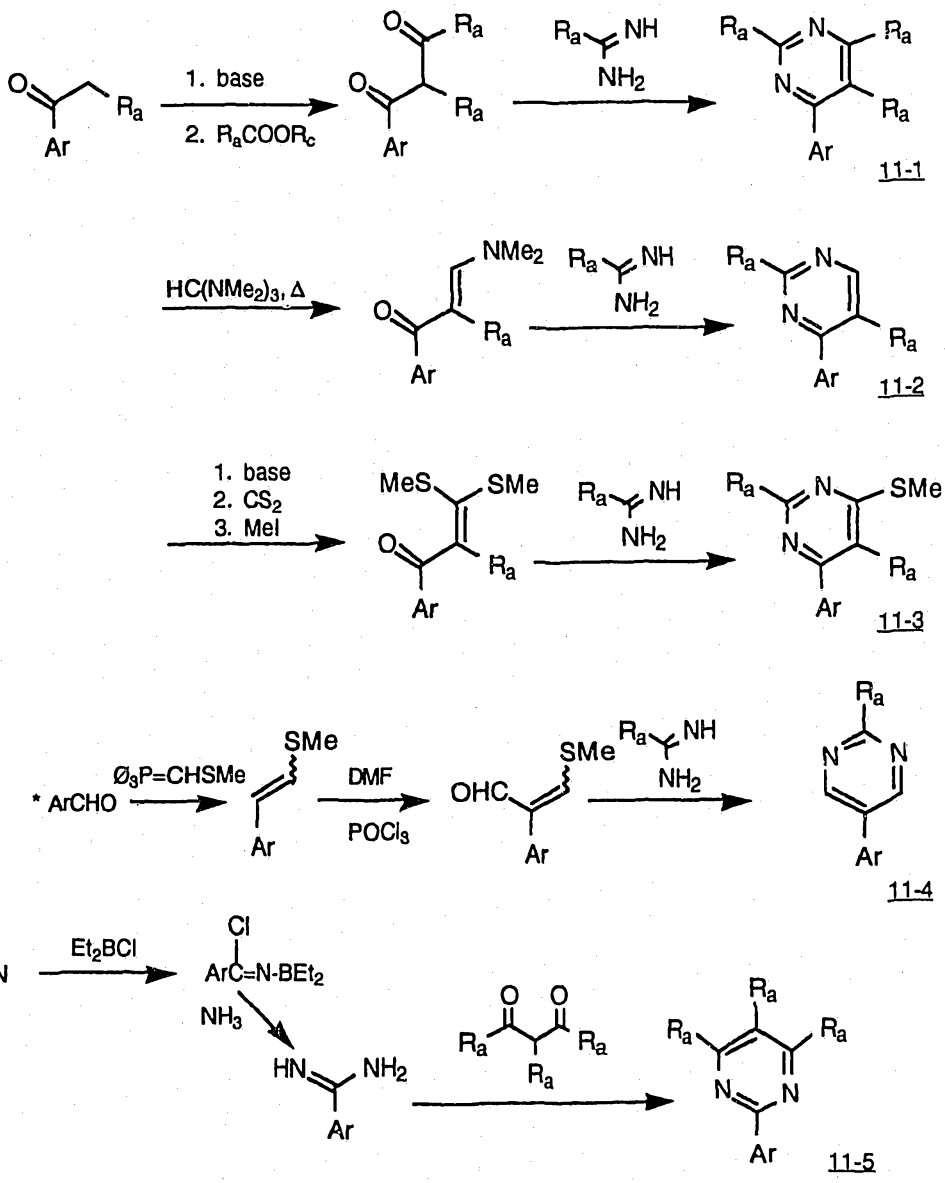

*Preferably 1-nitrogen blocked with triisopropylsilyl.

Scheme 12

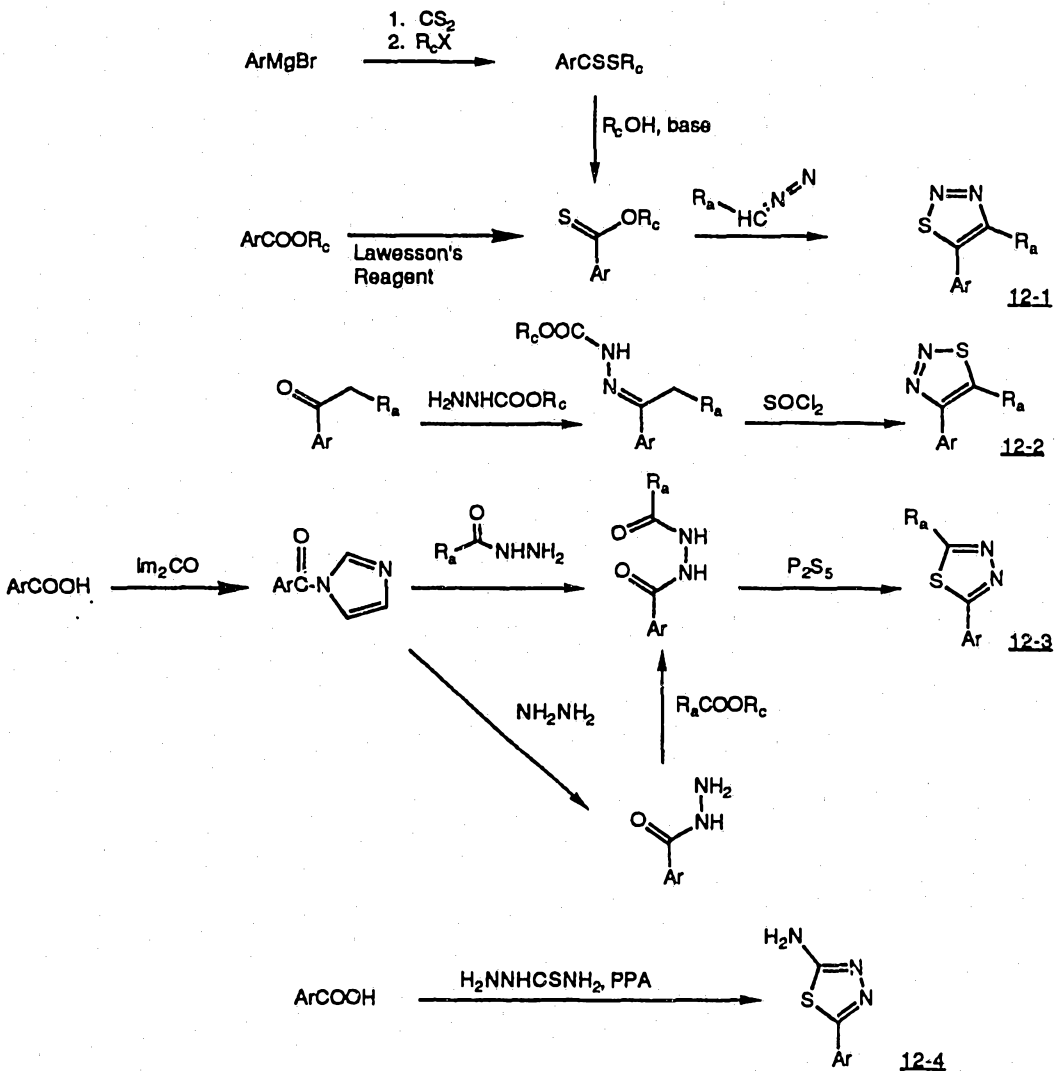
ArMgBr
1. CS2
2. RcX
ArCSSRc
RcOH, base
ArCOORc
Lawesson's Reagent
12-1
H2NNHCOORc
SOCl2
12-2
ArCOOH
Im2CO
P2S5
12-3
NH2NH2
RaCOORc
ArCOOH
H2NNHCSNH2, PPA
12-4

Scheme 13

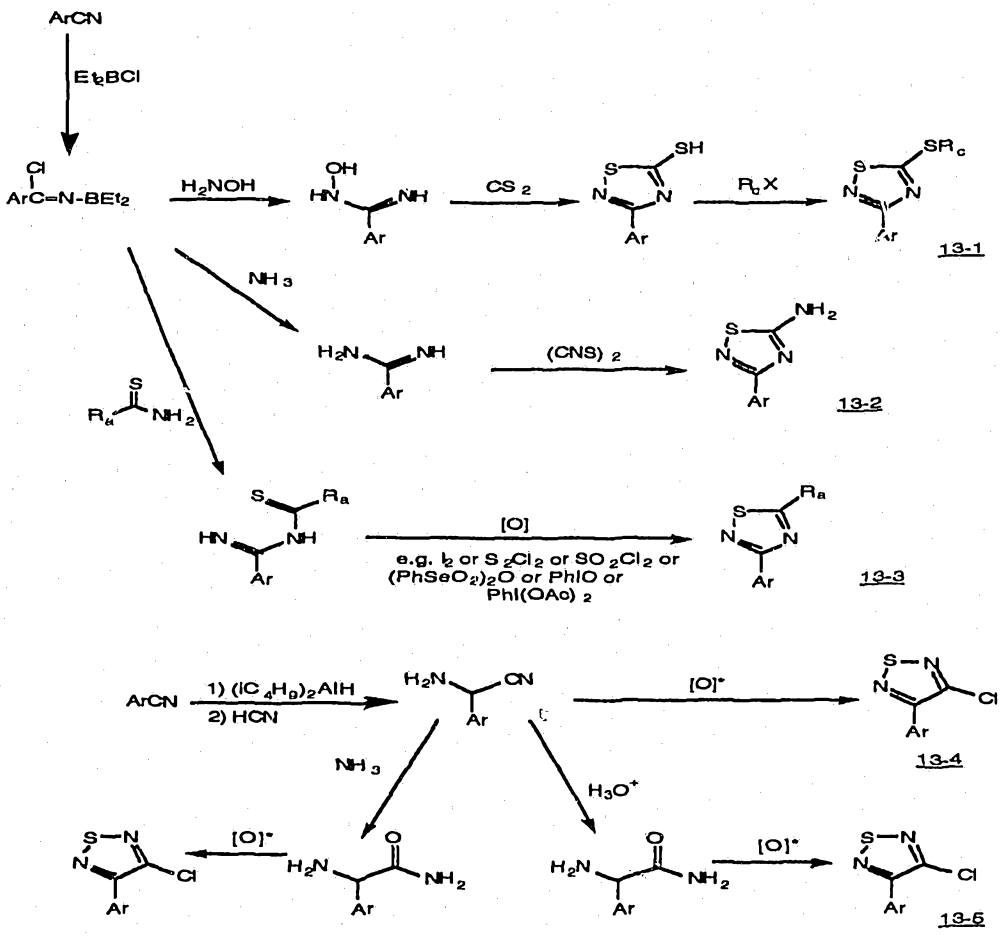

[O]*, e.g., $SOCl_2$ or SCl_2 or S_2Cl_2 or SO_2Cl_2

Scheme 14

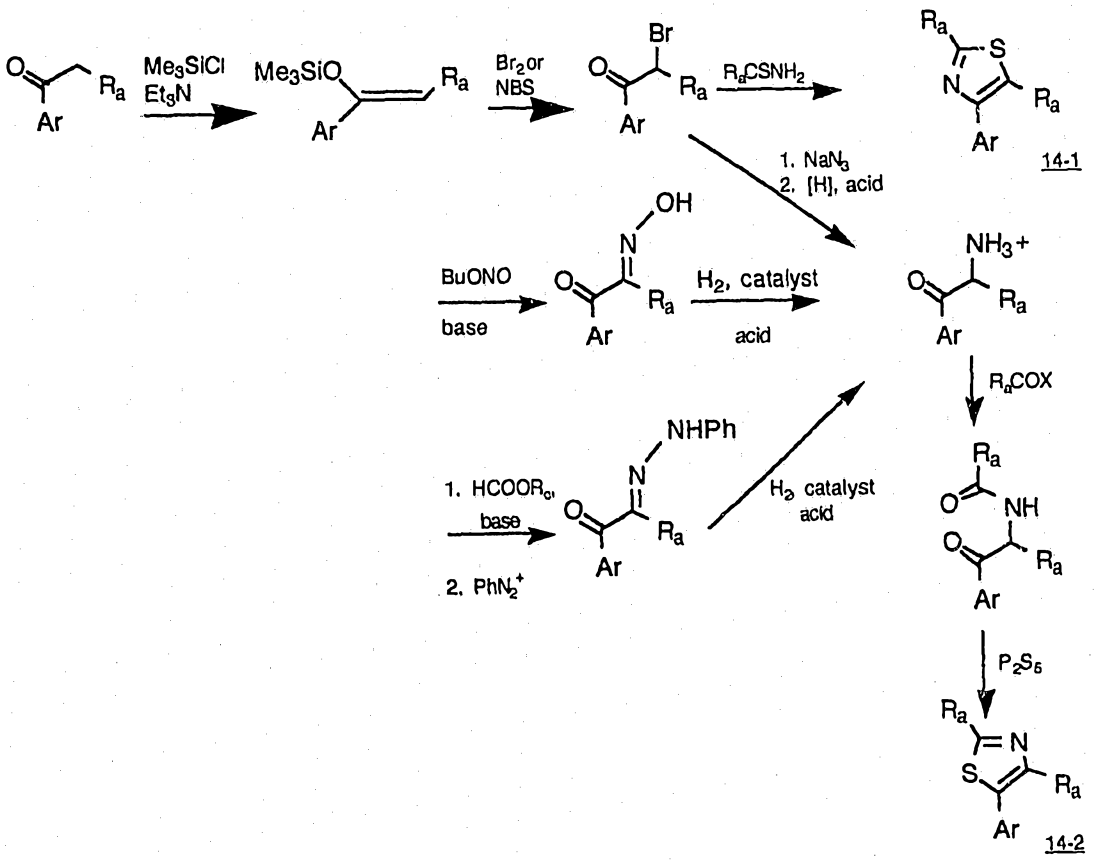
Me3SiCl
Et3N
Me3SiO
Ra
Ar
Br2 or
NBS
Br
RaCSNH2
1. NaN3
2. [H], acid
14-1
BuONO
base
OH
N
H2, catalyst
acid
NH3+
RaCOX
NHPh
1. HCOORc,
base
2. PhN2+
H2 catalyst
acid
NH
P2S5
S
14-2

Scheme 15

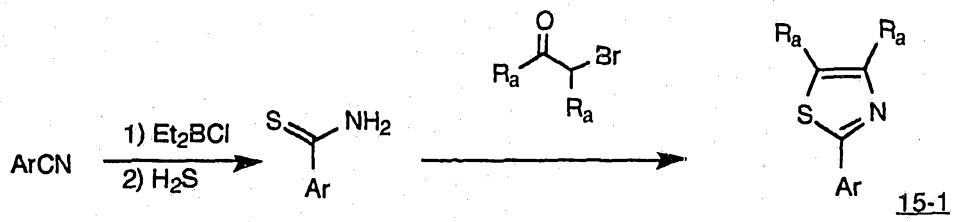

15-1

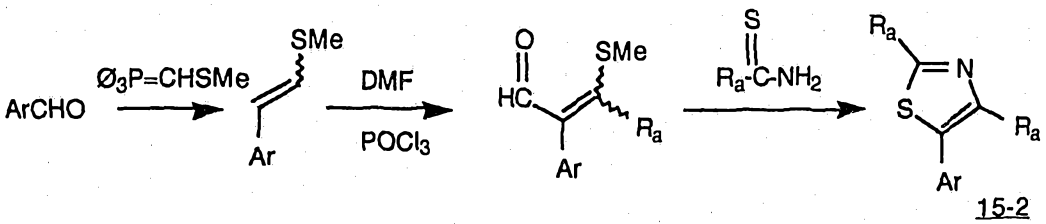

15-2

* 1-nitrogen preferably blocked with triisopropylsilyl.

Scheme 16

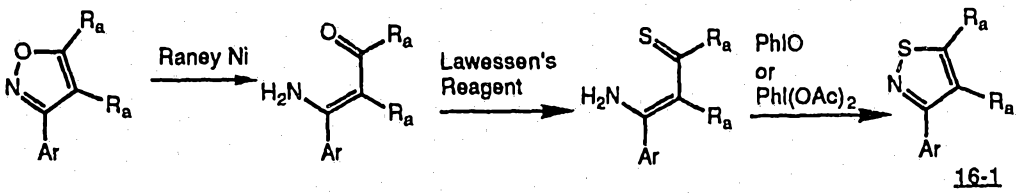

16-1

analogous chemistry for 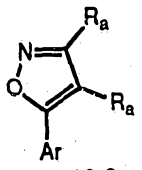 and 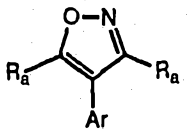

16-2 16-3

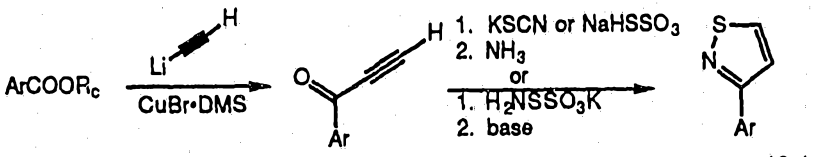

16-4

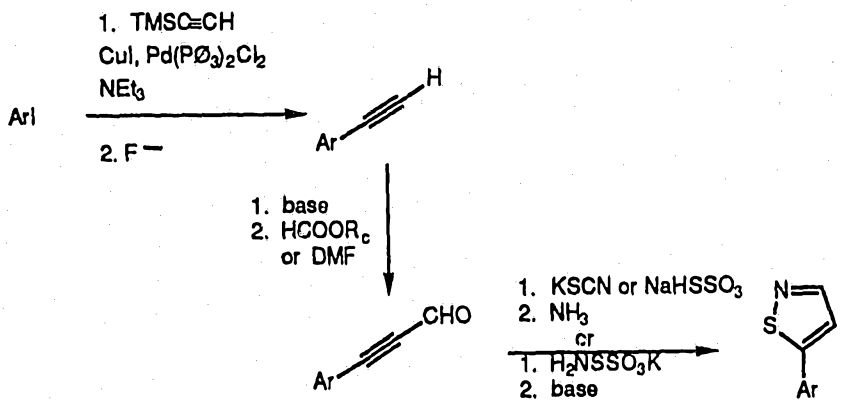

16-5

Scheme 17

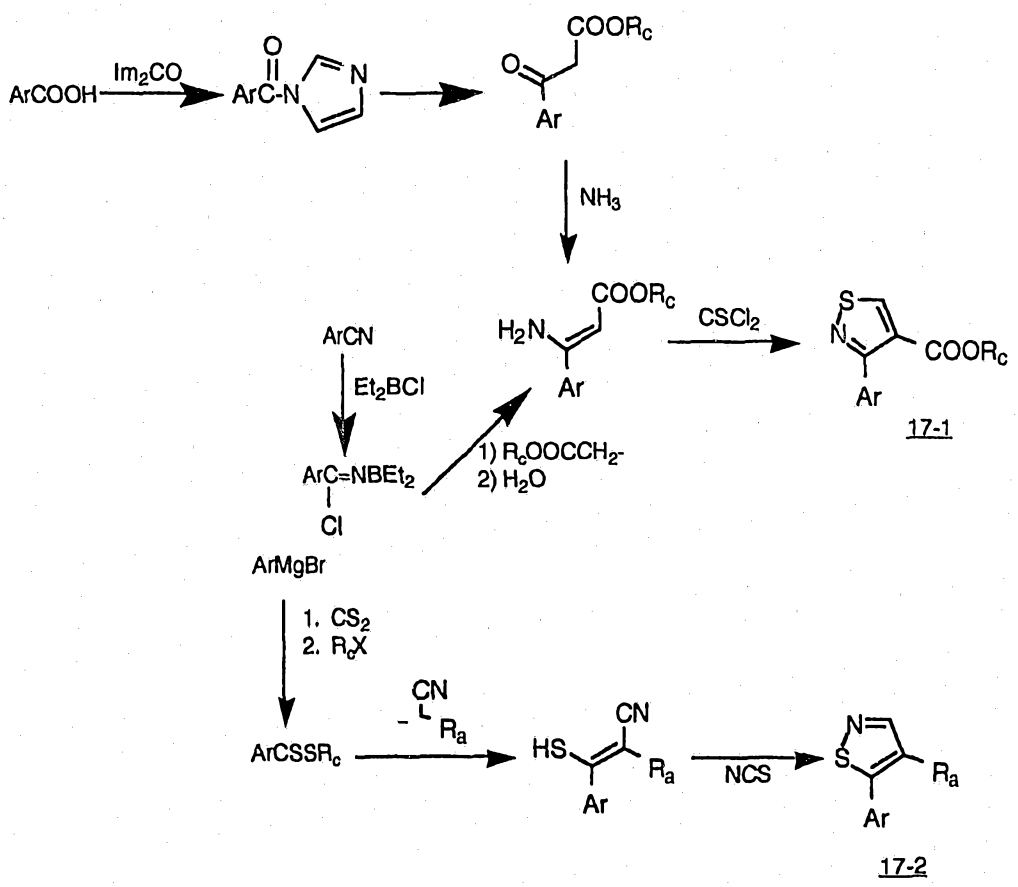
ArCOOH
Im2CO
ArC-N
N
O
COORc
Ar
NH3
ArCN
Et2BCl
ArC=NBEt2
Cl
1) RcOOCCH2-
2) H2O
H2N
CSCl2
S
N
COORc
17-1
ArMgBr
1. CS2
2. RcX
ArCSSRc
CN
Ra
HS
17-2
NCS

Scheme 18

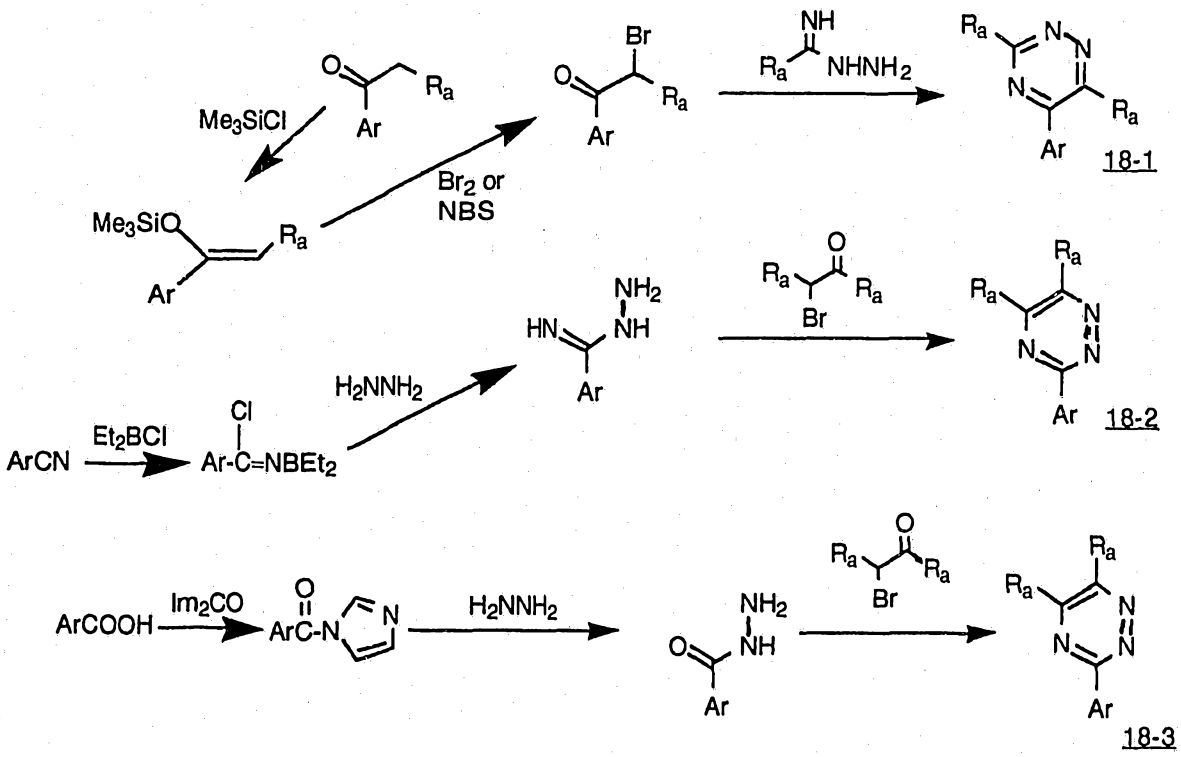

Scheme 19 illustrates a preparation of a starting material for reaction Scheme 1.

Scheme 19

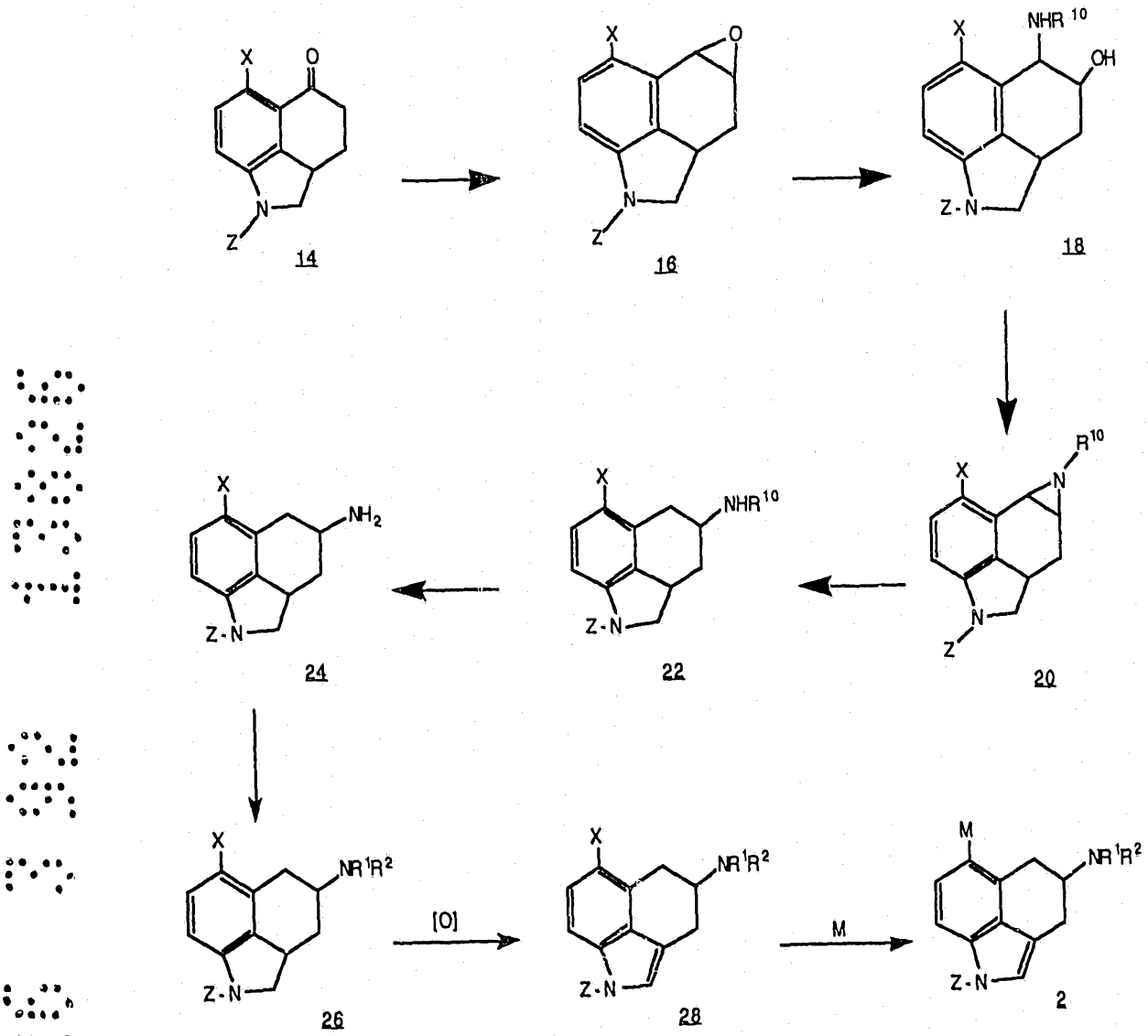

In Scheme 19, epoxides of Formula 16 are known to the art or can be prepared from compounds known to the art using common reagents and techniques. For example, Flaugh, et al., J. Med. Chem. , 31, 1746 (1988); Nichols et al., Org. Prep. and Proc., Int., 9, 277 (1977); and Leanna et al., Tet. Lett., 30, No. 30, 3935 (1989), teach methods of preparation of various embodiments of compounds of structures 16. Those skilled in the art of organic chemistry will recognize that there are four stereoisomers of structure 16:

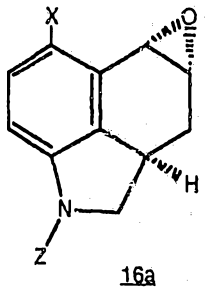

16a

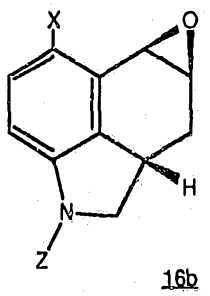

16b

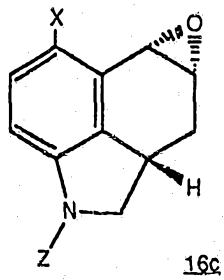

16c

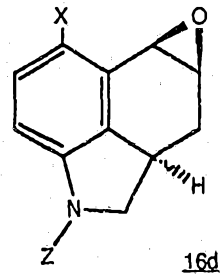

16d

Structures 16a and 16b are herein referred to collectively as the exo-isomers; similarly, structures 16c and 16d are the endo-isomers. Leanna et al., supra, teach the preparation of epoxides of structures 16 which are substantially exo or substantially endo, as desired. The preferred starting material is the compound of structure 16 wherein Z is benzoyl and X is hydrogen; the most preferred starting material is the mixture of substantially the exo-isomers thereof.

Amino alcohols of structure 18 are formed by reacting an epoxide of structure 16 with an amine of formula $R^{10}NH_2$. Such amines are readily available. Opening of the epoxide ring proceeds substantially regiospecifically with

the amino group at the 5-position and the hydroxyl group at the 4-position. The reaction is also stereospecific in the sense that stereoisomers of structure 18a-d are formed from, respectively, stereoisomers of structure 16a-d,

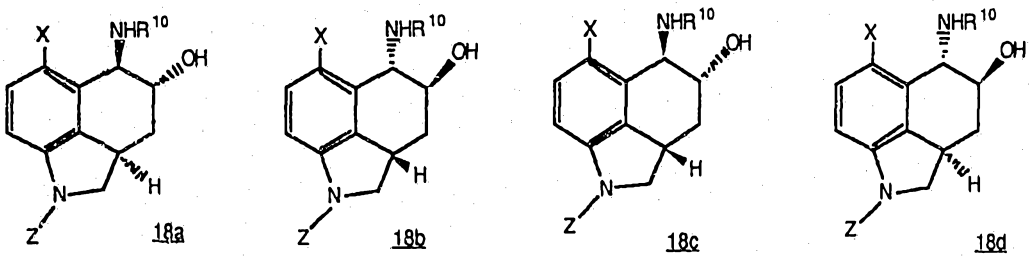

18a 18b 18c 18d

A stereoselective synthesis of the amino alcohol of structure 18, and hence of all the subsequent intermediates and products of Scheme 19, can be effected by using a substantially pure enantiomer of an amine of the formula $R^{10}NH_2$ wherein R^{10} contains at least one chiral center. The diastereomers of the resulting amino alcohol can then be separated by a number of means known in the art, for example by chromatography or crystallization. Suitable solvents for recrystallization include those such as diethyl ether, n-butanol, and mixtures of hexane and ethyl acetate. An alternative method of achieving a stereospecific synthesis is depicted in Scheme 19 and comprises conversion of all the diastereomers of structure 18 to corresponding diastereomers of structure 20, followed by the separation of said diastereomers of structure 20; that alternative method is discussed below. If a stereoselective synthesis is not desired, then separation of the stereoisomers of the amino alcohol of structure 18

is not required and the amine $R^{10}NH_2$ need not be optically active.

A particularly efficient stereoselective process for a highly preferred compound of structure 18, 1-benzoyl-4-hydroxy-5-(1-phenylethyl)amino-1,2,2a,3,4,5-hexahydrobenz[cd]indole, comprises the reaction of a mixture of substantially the exo-isomers of the corresponding epoxide of structure 16, or a mixture of substantially the endo-isomers of the corresponding epoxide of structure 16, with a substantially pure enantiomer of 1-phenethylamine in the solvent n-butanol and the subsequent selective crystallization of one of the two isomers of the amino alcohol. The temperature of the reaction can be from about 50° to about 150°C, preferably about 80° to about 100°C.

After the reaction is complete, as determined for example by thin layer chromatography or liquid chromatography, the desired amino alcohol is crystallized at about -20° to about 40°C; the preferred temperature for the crystallization is about 0° to about 15°C. Therefore this process has the valuable attribute that the reaction and the separation of stereoisomers occur efficiently in a single step. By the proper selection of the epoxide isomers, exo or endo, and the enantiomer of 1-phenylethylamine, R or S, one can determine which of the stereoisomers of the compound of structure 18 precipitate from the reaction mixture.

A number of methods of forming aziridines such as those of structure 20 from amino alcohols such as those of Formula 18 are known to the art. Two examples are the use

of diethyl azodicarboxylate and triphenylphosphine (O. Mitsunobu, Synthesis, January, 1981, page 1), and the use of bromine and triphenylphosphine (J. P. Freemer and P. J. Mondron, Synthesis, December, 1974, page 894).

A particularly efficient alternative to the above methods involving treating a compound of structure 18 with a tertiary amine in an inert solvent followed by the addition of methanesulfonyl chloride. The following stereoisomers of the aziridine of structure 20, 20a-d, arise respectively from the stereoisomers of structure 18a-d, with retention of configuration at any chiral center in the substituents Z, R^{10} or X:

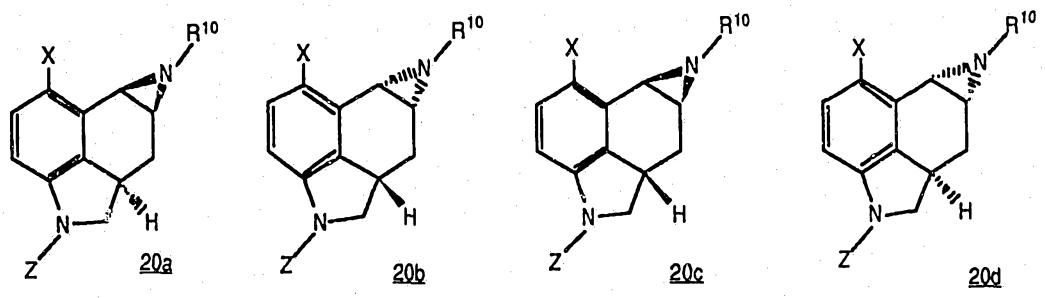

20a 20b 20c 20d

Suitable tertiary amines are those of the formula $(R^{11})_3N$, where the R^{11} groups are independently C_1-C_4 alkyl. Suitable solvents are chlorinated hydrocarbons such as methylene chloride, chloroform, carbon tetrachloride, and dichloroethane; aromatic hydrocarbons such as benzene, toluene, and the xylenes; and ethers such as tetrahydrofuran, diethyl ether, and methyl t-butyl ether. The reaction can be conducted at a temperature from about -35° to about 45°C. In the preferred embodiment, the amino alcohol is treated with triethylamine in methylene chloride

at about -20° to about 0°C, then the reaction mixture is warmed to about 15° to about 35°C for the completion of the reaction. If desired, the product, an aziridine of structure 20, can be crystallized from an appropriate solvent such as acetonitrile or isopropanol after an aqueous workup. In the event that Z contains at least one chiral center in substantially a single stereoconfiguration and that the aziridine of structure 20 is prepared as a mixture of stereoisomers, said stereoisomers can be separated by methods such as chromatography and crystallization, thereby providing a stereospecific synthesis of the aziridine of structure 20 and subsequent products.

The aziridine ring can be opened to form an intermediate secondary amine of structure 22. A number of methods of opening aziridines are commonly known. It is, however, crucial that the method used for opening the aziridine to form a secondary amine of structure 22 be substantially regiospecific; the aziridine must be opened to form substantially the 4-amino compound rather than the 5-amino compound. One such method is catalytic hydrogenolysis as taught by Y. Sugi and S. Mitsui, Bull. Chem. Soc. Jap., 43, pp. 1489-1496 (1970). Catalysts which are suitable are the usual hydrogenation and hydrogenolysis catalysts, such as the noble metal catalysts; the preferred catalyst is palladium. Suitable solvents include hydrocarbons such as hexanes and heptanes; aromatic hydrocarbons such as benzene, toluene, xylenes, ethylbenzene, and t-butylbenzene; alcohols such as methanol, ethanol, and isopropanol; and mixtures of solvents such as acetic acid mixed with said alcohols. The

preferred solvent for preparing the compound of structure 22, wherein Z is benzoyl, X is hydrogen, and R^{10} is 1-phenylethyl, is a mixture of methanol and phosphoric acid or acetic acid. The source of hydrogen can be an atmosphere of elemental hydrogen supplied at a pressure of about 1 atmosphere or higher, or the source of hydrogen can be compounds which are suitable to serve as hydrogen donors in a catalytic transfer hydrogenolysis reaction, such as formic acid, hydrazine, or cyclohexene. The preferred hydrogen source is an atmosphere of hydrogen gas supplied at about 1 to about 10 atmospheres pressure. The temperature of the reaction may be from about -20° to about 80°C; the preferred temperature for the hydrogenolysis of the aziridine wherein Z is benzoyl, X is hydrogen, and R^{10} is 1-phenylethyl is about -20° to about 0°C.

The conversion of compounds of structure 20 to compounds of structure 22 proceeds without disturbing the stereochemical configuration of the chiral centers at the 2a- or 4-positions of the structure 22 or of the chiral centers that may be present in any of the substituents.

If desired, the compound of structure 22 can be isolated by the usual methods such as crystallization. The secondary amine of structure 22 can be converted to a primary amine of structure 24 by a number of methods known to the art of organic chemistry, or alternatively the secondary amine itself can be isolated.

However, the preferred method is to convert the secondary amine of structure 22 to the primary amine of structure 24 without isolating the secondary amine, but rather by simply continuing without interruption the

hydrogenolysis reaction that produced the compound of structure 22. Therefore, the preferred solvent and catalyst are the same as those for the preparation of the secondary amine of structure 22. It may be desirable to conduct the hydrogenolysis of the secondary amine of structure 22 at a different temperature or a different pressure or different temperature and pressure than the hydrogenolysis of the aziridine of structure 20. For the hydrogenolysis of the preferred compound of structure 22 wherein Z is benzoyl, X is hydrogen, and R^{10} is 1-phenylethyl, the preferred temperature and pressure are about 50° to about 60°C and about 1 to about 20 atmospheres. Under these conditions, the hydrogenolysis of compounds of structure 22 to compounds of structure 24 proceeds without disturbing the stereochemical configuration of the chiral center at the 4-postion.

The isolation of the compound of structure 24 can be accomplished by the usual methods such as crystallization. If desired, the compound of structure 24 can be further purified, for example by recrystallization.

Of course, as those skilled in the art will recognize, variations of Scheme 10 will be desirable or necessary for certain embodiments of the invention. For example, it may be undesirable to subject a compound in which X is halo to the catalytic hydrogenolysis steps of Scheme 19 because the undesired displacement of the halogen may compete with the desired hydrogenolysis of the carbon nitrogen bonds. One alternative strategy is to postpone the halogenation until after the hydrogenolysis. Another alternative strategy is to use a milder means of reduction that would leave the

halogen in place. A third alternative, useful in the instance when the halogen is to serve as a leaving group, is to perform the desired displacement of halogen before the hydrogenolysis step.

Compounds of Formula 1 can be prepared from the compound of structure 24, whether it exists as a mixture of stereoisomers or as a substantially pure enantiomer, using common reagents and methods well known in the art. A preferred intermediate to the compounds of the instant invention is the 6-bromo-derivative. Preferably Z is an aminoblocking group such as benzoyl. A preferred method of introducing the bromo substituent at the 6-position is by reaction with bromine in glacial acetic acid, buffered with sodium acetate. Amino blocking groups can be added, if desired, to the 4-amino substituent using such methods as those disclosed by Greene, supra, and Barton, supra. Alkyl groups can be added, if desired, to the 4-amino substituent using such common methods as ammonolysis of the appropriate halide as discussed by Morrison and Boyd, Chapter 22, Organic Chemistry, Third Edition, Allyn and Bacon, Boston, 1973, to provide a compound of structure 26 wherein R^1 and R^2 are defined hereinabove. If desired, the benzoyl group can be removed from the 1-position using known methods and optionally replaced with other amino- protecting groups. Preferably the benzoyl group represented by Z is replaced with a triphenylmethyl group in structure 28 prior to the metallating step to form structure 2. The amino-protecting groups and alkyl groups can be added either before or after the bromination, as desired.

The 4-amino-6-bromotetrahydrobenz[cd]indole starting materials used to prepare the compounds of the invention can be readily prepared by other processes such as depicted as Reaction Scheme 2 disclosed in United States Patent No. 4,576,959 of Flaugh, incorporated herein by reference in its entirety.

The compound of structure 26 can be oxidized to the tetrahydrobenz[cd]indole 28 using oxidizing agents such as mananese dioxide. The compound 28 where X is halo can be metallated as discussed hereinabove to provide the compound of structure 2.

The procedure of Scheme 19 using the 4,5-epoxide provides a convenient way to prepare the optically active isomers of the compounds of the present invention. Such isomers can also be isolated by resolving racemic mixtures. This resolution can be carried out in the presence of a resolving agent, by chromatography or by repeated crystallization. Particularly useful resolving agents are d- and l-tartaric acids, d- and l-ditoluoyltartaric acids, and the like.

The methods of preparation described in Schemes 2-18 provide compounds in which the heteroaromatic ring may or may not be substituted. The general reactions provided below set forth methodology for incorporating, interconverting, and removing substituents on the heteroaromatic ring. Additional methods for performing these transformations are cited in Comprehensive Organic Transformations by Richard C. Larock, VCH Publishers, Inc., New York (1989) which is incorporated herein by reference.

"HET" refers to the heteroaromatic attached to the tetrahydrobenz[cd]indole at position C-6.

1. Halogen substituents (X):

HET-OH ⟶ HET-X	POX_3, PX_3, SOX_2, $PPh_3 \cdot X_2$, or $P(OR)_3 \cdot X_2$
$HET-NH_2$ ⟶ HET-X	1. HONO; 2. CuX, or KI, or HBF_4, Δ

2. O(C_1 - C_3 alkyl) , i.e., [OR]

HET-X ⟶ HET-OR	RO-, CuI, (DMF, or DMAc, or NMP), Δ
HET-OH ⟶ HET-OR	Base, RX; or CH_2N_2

3. Hydroxy substituent:

$HET-NH_2$ ⟶ HET-OH	1. HONO; 2. H_3O^+, Δ
HET-OMe ⟶ HET-OH	48% HBr, Δ; or BBr_3

4. Cyano substituent:

HET-NH_2	⟶ HET-CN	1. HONO; 2. CuCN
HET-X	⟶ HET-CN	CuCN, (DMF, or DMAc, or NMP), Δ; or CN^-, Δ

5. S(C_1 - C_3 alkyl); i.e., [SR]

HET-NH_2	⟶ HET-SR	1. HONO; 2. RSH, base
HET-X	⟶ HET-SR	RS^-, CuI, (DMF, or DMAc, or NMP), Δ

6. Amino substituent:

HET-NO_2	⟶ HET-NH_2	H_2, catalyst (i.e., Pt or Pd)

7. Hydrogen substituent:

HET-X	⟶ HET-H	H_2, catalyst; or R_3SnH, 2,2'-azobis(2-methyl)propionitrile), Δ
HET-OH	⟶ HET-H	1. 5-chloro-1-phenyltetrazole 2. H_2, catalyst

HET-NH_2 ⟶	HET-H	1. HONO, 2. H_3PO_2
HET-CH_2Ph ⟶	HET-H	H_2, catalyst (ie Pd) (This applies if the benzyl group is attached to a nitrogen in the heterocyclic ring.)
HET-SR ⟶	HET-H	Raney Ni

6-acyl-substituted-tetrahydrobenz[cd]indoles are preferred intermediates in the preparation of certain of the compounds of the instant invention, particularly 6-isoxazole-indoles and 6-pyrazole-indoles. The 6-acyl substituted indoles can be prepared by several routes using the 6-iodo-substituted indole of structure 30 as depicted in Scheme 20 where R^1, R^2 and Z are as defined hereinabove.

Scheme 20

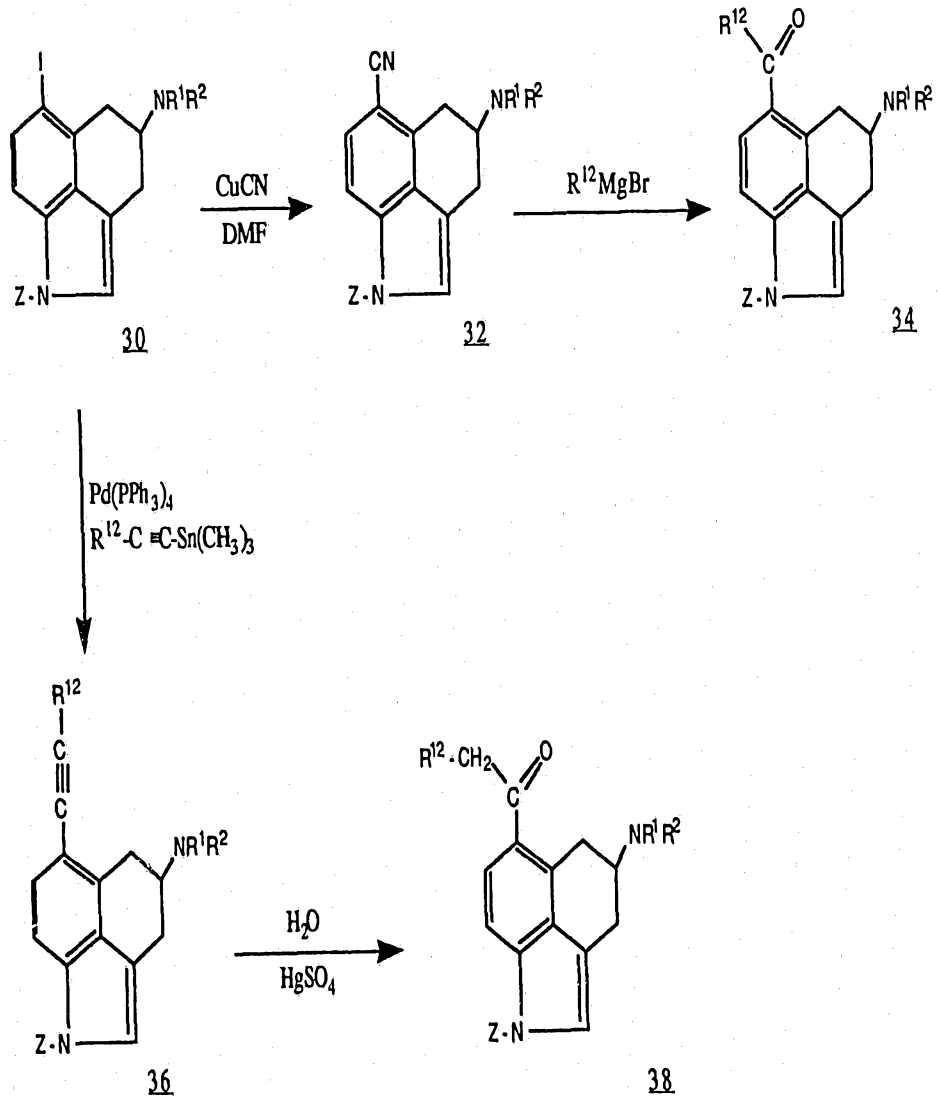

30 32 34 36 38

In a preferred method of preparation as depicted in Scheme 20, the nitrile 32 is contacted with an organometallic reagent such as a Grignard reagent under standard conditions to provide the 6-acyl derivative 34. For this reaction Z is preferably triisopropysilyl. Alternatively, a 6-alkyne intermediate of structure 36 can be prepared and then hydrolyzed to provide the acyl derivative 38. This method provides a methylene group adjacent to the carbonyl group. In this method Z can be an amino protecting group such as benzoyl although the unprotected 1-nitrogen is preferred, i.e., Z is hydrogen. Compounds of structure 30 can be contacted with a palladium catalyst $Pd(PPh_3)_4$ [where Ph is phenyl] and the tin alkyne compound R^{12}-C≡C-Sn$(CH_3)_3$ wherein R^{12} is a C_1-C_7 alkyl, substituted C_1-C_7 alkyl, aryl (C_1-C_3 alkyl), substituted aryl (C_1-C_3 alkyl), or C_3-C_7 cycloalkyl. This reaction is normally conducted in a solvent such as toluene at an elevated temperature, for example at about 100°C. Typically an excess of the tin alkyne is used along with about 0.25 equivalents of the palladium compound based on compound 30. The 6-alkyne 36 is then contacted with $HgSO_4$ in water to provide the ketone 38. If desired the corresponding 1,2,2a,3,4,5-hexahydrobenz[cd]indole can be used in a reaction scheme similar to that of Scheme 20 followed by an oxidation step to provide structure 38. In this case the preferred blocking group for the 1-nitrogen, i.e., Z, is benzoyl or trityl.

In another preparation method depicted in Scheme 21, the 6-iodo derivative 30 can be used to prepare certain 6-acyl compounds directly. This is accomplished by

contacting the 6-iodo compound with a trialkyltinalkyl complex and carbon monoxide in the presence of a palladium catalyst $Pd(PPh_3)_4$ [where Ph is phenyl] as described in the literature for arylhalides. [A. Schoenberg and R. F. Heck, J. Org. Chem., 39, p. 3327 (1974); and A. Schoenberg, I. Bartoletti, and R. F. Heck, J. Org. Chem., 39, p. 3318 (1974)]. Although a blocking group Z such as diethylcarbamoyl can be used for this method, the method can also be accomplished when Z is hydrogen or the blocking group can be removed to provide compounds of structure 40 where R^1, R^2 and R^{12} are as defined above. Alternatively the corresponding indoline can be used in the sequence of Scheme 21 followed by an oxidation step to provide structure 40.

Scheme 21

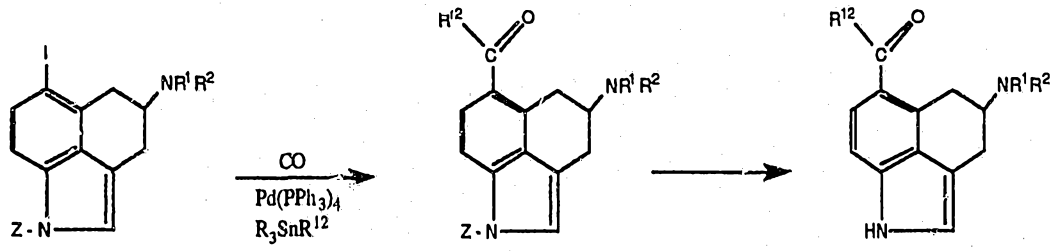

30 34 40

As those skilled in the art will recognize, variations of any of the reaction schemes, reagents and procedures discussed herein may be desirable or necessary for certain embodiments of the invention. Such variations are contemplated as within the scope of the present invention.

The following examples further illustrate the preparation of the compounds of this invention. The examples are provided for purposes of illustration only and are not to be construed as limiting the scope of the instant invention in any way.

The terms and abbreviations used in the instant examples have their normal meaning unless otherwise designated, for example, "°C" refers to degrees celsius; "N" refers to normal or norm . "mmol" referes to millimole; "g" refers to gram, means milliliter; "M" refers to molar; "min" refers to minutes; "hr" refers to hours; "NMR" refers to nuclear magnetic resonance; "IR" refers to infrared spectroscopy; "U.V." refers to ultraviolet spectroscopy; and "MS" refers to mass spectrometry.

Example 1

A. Preparation of (±)-1-Benzoyl-6-cyano-4-(di-n-propylamino)-1,2,2a,3,4,5-hexahydrobenz[c,d]indole

To a solution of (±)-1-benzoyl-6-bromo-4-(di-n-propylamino)hexahydrobenz[cd]indole (5.5 g, 12.5 mmol) in DMF (100 mL) under a N_2 atmosphere was added 3.4g (37.5 mmol) of CuCN and 7.1 g (37.5 mmol) of CuI. The reaction mixture was then stirred at 140°C. for 6 hr. The reaction mixture was poured onto ice, diluted with water, CH_2Cl_2 added and stirred for 30 minutes. The mixture was filtered through a Celite pad and the filtrate was extracted twice with CH_2Cl_2. The organic solution was washed twice with saturated NaCl solution. The CH_2Cl_2 solution was dried

over $MgSO_4$ and then evaporated to provide 4 g of a solid. Chromatography of this crude product over silica gel with 1:19 $MeOH/CH_2Cl_2$ as eluent gave 3 g (62%) of product. mp = 122-124°C.

B. Preparation of (-)(2aR,4S)-1-Benzoyl-6-cyano-4-(di-n-propylamino)-1,2,2a,3,4,5-hexahydrobenz[cd]indole.

To a solution of (-)6-bromo compound (30.0 g; 0.068 mol) in 500 ml of DMF was added CuCN (18.3 g; 0.2 mol) and CuI (38.0 g; 0.2 mol). The reaction mixture was then stirred at 140°C for 6hr. The reaction mixture was poured into 4L of water. The ppt was collected and washed several times with water. The ppt was suspended in dil NH_4OH and slurred with ethyl acetate. The whole mixture was filtered through a celite pad. The ethyl acetate solution was separated and washed with brine solution. The ethyl acetate solution was dried ($MgSO_4$) and concentrated to dryness to provide 21.3 g of the (-)-6-nitrile.

C. Preparation of (+)(2aS,4R)-6-cyano counterpart of Example 1B.

In a similar manner as in Example 1B above, the (+)-6-bromo compound (17.1 g, 0.039 mol) was contacted with CuCN (10.75 g; 0.12 mol) and CuI (22.8 g; 0.12 mol) in 300 ml DMF to give 11.6 g of (+)-6-cyano compound.

Example 2

Preparation of (±)-6-cyano-4-(di-n-propylamino)-1,2,2a,3,4,5-hexahydrobenz[cd]indole.

To a stirred solution of 4.8 g (0.0124 mol) of (±)-1-benzoyl-6-cyano-4-(di-n-propylamino)-1,2,2a,3,4,5-hexahydrobenz[cd]indole in 200 mL of THF cooled to -78°C under a N_2 atmosphere were added 16 mL (0.025 mol) of 1.6 M solution of n-butyl lithium in hexane. The reaction mixture was stirred at -78° C. for 30 minutes and then allowed to warm to -20° C. To the reaction mixture was added 100 mL of 1N HCl. The mixture was extracted once with ethyl ether. The acidic solution was made alkaline with the addition of cold 5N NaOH. The basic mixture was extracted twice with CH_2Cl_2. The combined organic solution was washed with saturated NaCl solution. The CH_2Cl_2 solution was dried over $MgSO_4$ and evaporated to give 4 g of an oil. Chromatogrphy of this oil over silica gel with ethyl acetate as eluent gave 3 g (85%) of product as an oil which upon standing solidified.

Example 3

Preparation of (+)(2aS,4R)-1-trityl-6-cyano-4-(di-n-propylamino)-1,2,2a,3,4,5-hexahydrobenz[cd]indole.

To a solution of (+)(2aS,4R)-6-cyano-4-(di-n-propylamino)-1,2,2a,3,4,5-hexahydrobenz[cd]indole (12.8 g, 0.045 mol) and triethylamine (4.5 g, 0.045 mol) in 400 mL of methylene chloride was added a solution of triphenylmethyl chloride (trityl chloride) (12.6 g, 0.045 mol) in 100 mL of methylene chloride dropwise at RT. The reaction mixture was stirred for 16 hr at RT. The reaction

mixture was extracted water and cold 1N HCl. The organic solution was washed with saturated $NaHCO_3$ solution and with saturated brine solution. The organic layer was dried ($MgSO_4$) and concentrated to dryness *in vacuo* to give a residue. The residue was slurried with warm hexanes, cooled and filtered to remove insolubles. The filtrate was concentrated to an oil. The oil was chromatographed (silica gel, 20% ethyl acetate in hexanes) to provide 20.6 g of the (+)-trityl nitrile.

Example 4

Preparation of (+)(2aS,4R)-6-acetyl-4-(di-n-propylamino)-1,2,2a,3,4,5-hexahydrobenz[cd]indole.

A solution of 2.4 g (4.6 mmol) (+)-1-trityl-6-cyano-4-(di-n-propylamino)-1,2,2a,3,4,5-hexahydrobenz[cd]indole in 100 mL of THF was treated with 25 mL of 2.0M methylmagnesium bromide in diethyl ether. The reaction mixture was refluxed for 16 hr. The reaction mixture was cooled and excess Grignard reagent was decomposed with addition of saturated NH_4Cl solution. The reaction mixture was extracted with ethyl acetate. The organic solution was evaporated to an oil. The oil was dissolved in 25 mL of 5N HCl and the solution was stirred at room temperature for 30 min. The acidic solution was made alkaline with the addition of excess concentrated NH_4OH solution. The basic mixture was extracted twice with ethyl acetate. The combined organic solution was washed once with saturated NaCl solution and dried over $MgSO_4$. The ethyl acetate solution was evaporated to yield 1.4 g of an oil. Chromatography of this oil over silicia gel with ethyl

acetate as eluent gave 1.2 g (87%) of product. Recrystallization from hexanes yielded 840 mg of the product (+) ketone.
mp = 121-122°C

Example 5

Preparation of (±)-6-Acetyl-4-(di-n-propylamino)-1,2,2a,3,4,5-hexahydrobenz[cd]indole.

A solution of 0.5 g (1.8 mmol) of (±)-6-cyano-4-(di-n-propylamino)-1,2,2a,3,4,5-hexahydrobenz[cd]indole in 75 mL of benzene was treated with 5 mL of 2.0M methylmagnesium bromide in diethyl ether. The reaction mixture was refluxed for 2 days. The reaction mixture was cooled and excess Grignard reagent was decomposed with addition of saturated NH_4Cl solution. The benzene layer was separated and washed once with saturated NaCl solution. The organic solution was evaporated to an oil. The oil was dissolved in 25 mL of 5N HCl and the solution was stirred at room temperature for 30 min. The acidic solution was made alkaline with the addition of excess concentrated NH_4OH solution. The basic mixture was extracted twice with CH_2Cl_2. The combined organic solution was washed once with saturated NaCl solution and dried over $MgSO_4$. The CH_2Cl_2 solution was evaporated to yield 0.5 g of an oil. Chromatography of this oil over silicia gel with ethyl acetate as eluent gave 0.4 g (75%) of product as an oil which upon standing solidified.
mp = 76-77° C

Example 6

Preparation of (+)(2aS,4R)-6-(3-pyrazolyl)-4-(di-n-propylamino)-1,2,2a,3,4,5-hexahydrobenz[cd]indole•2 HCl.

A solution of (+)-1-triphenylmethyl-6-acetyl-4-(di-n-propylamino)-1,2,2a,3,4,5-hexahydrobenz[cd]indole (1.67 g, 3 mmol) and 3 mL of tris(dimethylamino)methane in 50 mL of toluene was refluxed for 5 hr. The reaction was concentrated *in vacuo* and the residue was dissolved in 100 mL of CH_3OH. To the CH_3OH solution was 2 mL of 85% hydrazine and the reaction mixture was stirred at RT for 16 hours. To the reaction mixture was added 50 ml of 1N HCl and stirred for an additional 1 hr. The solution was concentrated *in vacuo* to remove CH_3OH and the acidic solution was extracted with ethyl acetate. The acidic solution was separated and made alkaline with addition of excess concentrated NH_4OH. The basic mixture was extracted with ethyl acetate. The ethyl acetate solution was washed with brine solution, dried ($MgSO_4$) and concentrated *in vacuo* provide 900 mg of an oil. The crude product was chromatographed through silica gel (flash column, ethyl acetate) to yield 700 mg of pyrazole compound. The oil was dissolved in 50 mL of CH_3OH and 2 equivalents of 0.1 N HCL was added to the solution. The solution was concentrated *in vacuo* and the residue was crystallized from ethanol/ethyl ether.

Yield - 400 mg

mp = 260 d

MS m/e 324 (FD)

AUSTRALIA PATENT OFFICE MB

Analysis calculated for $C_{20}H_{28}N_4 \cdot 2HCl$

Theory: C, 60.45; H, 7.61; N, 14.1;

Found: C, 60.21; H, 7.60; N, 14.26.

Example 7

Preparation of (±)-6-(5-isoxazolyl)-4-(di-n-propylamino)-1,2,2a,3,4,5-hexahydrobenz[cd]indole•2HCl.

To a solution of (±)-6-acetyl-4-(di-n-propylamino)-1,2,2a,3,4,5-hexahydrobenz[cd]indole (2.3 g, 7.7 mmol) and triethylamine (1.1 ml, 8 mmol) in 90 ml CH_2Cl_2 under N_2 was added dropwise a solution of 2,2,2-trichloroethyl chloroformate. The reaction mixture was stirred at RT for 1 hr. The CH_2Cl_2 solution was extracted with water and 1N HCl. The organic solution was washed with saturated $NaHCO_3$ solution and with brine solution. The CH_2Cl_2 solution was dried ($MgSO_4$) and concentrated *in vacuo* to give 3.3 g of the 1-carbamylindoline.

A solution of this 1-carbamylindoline (3.3 g, 7.7 mmol) and tris(dimethylamino)-methane (5 mL) in 70 mL of toluene was stirred at reflux for 16 hr. The reaction mixture was concentrated to dryness *in vacuo*. The residue was dissolved in 50 mL of acetic acid and hydroxylamine hydrochloride (2.5 g, 36 mmol) was added. The reaction mixture was stirred at RT for 16 hr and then concentrated *in vacuo* to dryness. The residue was suspended in water and excess concentrated NH_4OH was added to the mixture. The basic mixture was extracted with CH_2Cl_2. The organic solution was washed with brine solution, dried ($MgSO_4$) and concentrated *in vacuo* to give 3.1 g of an oil. The crude product was chromatographed (flash column, silical gel 20%

hexanes in ethyl acetate) to yield 2.0 g of (±)-1-carbamyl-6-isoxazolylindoline.

This isoxazole carbamate was dissolved in 20 mL of acetic acid and 1 g of zinc dust was added at once. The reaction mixture was stirred at RT for 4 hr. The reaction mixture was filtered through a celite pad and the filtrate was concentrated to dryness *in vacuo*. The residue was suspended in saturated $NaHCO_3$ solution and extracted with CH_2Cl_2. The organic solution was washed with brine solution, dried ($MgSO_4$) and concentrated to an oil. The crude material was chromatographed (flash column, silica gel, ethyl acetate) to give 500 mg of isoxazole indoline. The product was dissolved in 50 mL of CH_3OH and 2 equivalents of 0.1N HCl were added. The solution was concentrated to dryness and the residue was crystallized from ethanol/ethyl ether to give 85 mg of isoxazole substituted product as the dihyrochloride.

mp = 226°C d

MS m/e 325(FD)

Analysis calculated for $C_{20}H_{27}N_3O \cdot 2HCl$

Theory: C, 60.30; H, 7.34; N, 10.55;

Found: C, 58.83; H, 7.18; N, 10.01.

Example 8

Preparation of (+)(2aS,4R)-6-(3-isoxazolyl)-4-(di-n-propylamino)-1,2,2a,3,4,5-hexahydrobenz[cd]indole•2 HCl.

A solution of (+)-1-triphenylmethyl-6-acetyl-4-(di-n-propylamino)-1,2,2a,3,4,5-hexahydrobenz[cd]indole (3.33 g, 6 mmol), 5 g hydroxylamine hydrochloride, 20 mL pyridine and 30 mL of ethanol was refluxed for 16 hr. The reaction

mixture was concentrated to dryness *in vacuo* and the residue was dissolved in 5N HCl. The acidic mixture was extracted with ethyl acetate. The acidic solution was made alkaline with excess NH_4OH solution and extracted with ethyl acetate. The ethyl acetate solution was washed with brine solution, dried ($MgSO_4$) and concentrated *in vacuo* to give 1.5 g of crude product which was chromatographed (flash column, silica gel, ethyl acetate) give to 1.2 g of oxime.

mp = 129-130°C.

To a solution of this oxime (1.2 g, 3.8 mmol) in 100 mL of THF cooled to -5°C under a N_2 atmosphere was added 7.5 mL n-butyllithium (1.6 M in hexanes) dropwise with stirring. The reaction mixture was stirred with continued cooling for 1 hr. To the reaction mixture was added 2 mL (26 mmol) of DMF at once and then stirred for 1 hr at RT. The reaction mixture was poured into 50 mL of 1N H_2SO_4 and the acidic solution was warmed on a steam bath for 1 hr. The acidic solution was cooled, extracted with ethyl ether, and then made alkaline with excess 5N NaOH. The basic mixture was extracted with ethyl acetate. The organic was layer was washed with brine solution, dried ($MgSO_4$) and concentrated *in vacuo* to give 1 g of an oil. The oil was chromatographed (flash column, silica gel, ethyl acetate) to yield 500 mg of product as an oil. The oil was dissolved in 50 mL of CH_3OH and 2 equivalents of 0.1N HCL was added. The solution was concentrated to dryness *in vacuo* and the residue was crystallized from ethanol/ethyl ether. Crystallization gave 300 mg of the dihydrochloride of the 6-isoxazolyl product.

mp = 215°C d
MS m/e 325 (FD)

Example 9

Preparation of (±)-1-benzoyl-6-[4-(2-aminothiazolyl)]-4-(di-n-propylamino)-1,2,2a,3,4,5-hexahydrobenz[cd]indole.

To a solution of (±)-6-acetyl-4-(di-n-propylamino)-1,2,2a,3,4,5-hexahydrobenz[cd]indole (205 mg, 0.7 mmol) and triethyl amine (81 mg, 0.8 mmol) in 20 mL of CH_2Cl_2 was added a solution of benzoyl chloride (112 mg, 0.8 mmol) in 20 mL of CH_2Cl_2. The reaction mixture was stirred at RT for 2 hr. The reaction mixture was sucessively washed with water, saturated $NaHCO_3$ solution, brine solution and dried ($MgSO_4$). The organic layer was concentrated to dryness *in vacuo* to give 200 mg of the 1-benzoyl derivative.

A solution of this N-benzoyl compound (200 mg, 0.5 mmol) in 20 mL of acetic acid was saturated with HBr(gas). To the solution was added dropwise a solution of bromine (0.2 mL) in 5 mL of acetic acid. The reaction was stirred at RT for 30 min and then concentrated to dryness *in vacuo*. The residue was dissolved in 30 mL of ethanol then 500 mg of thiourea were added and the mixture refluxed for 16 hr. The reaction was concentrated to dryness *in vacuo* and the residue dissolved in water. The acidic solution was made alkaline with the addition of excess concentrated NH_4OH. The basic mixture was extracted with CH_2Cl_2. The organic solution was washed with brine solution, dried ($MgSO_4$) and evaporated to dryness to give 200 mg of an oil. The oil was chromatographed (flash column, silica gel, ethyl

acetate) to provide 140 mg of the named 6-aminothiazolyl compound.
MS m/e 460(FD)

Example 10

Preparation of (+)(2aS,4R)-6-(5-isoxazolyl)-4-(di-n-propylamino)-1,2,2a,3,4,5-hexahydrobenz[cd]indole • 2 HCl

To a solution of (+)(2aS,4R)-6-acetyl-4-(di-n-propylamino)-1,2,2a,3,4,5-hexahydrobenz[cd]indole (1.7 g, 5.7 mmol) and triethylamine (0.8 ml, 6 mmol) in 90 ml CH_2Cl_2 was added dropwise a solution of 2,2,2-trichloroethylchloroformate (1.3 g, 6 mmol) in 10 ml CH_2Cl_2. The reaction mixture was stirred at room temperature for one hour and then extracted with water and 1N HCl. The organic solution was washed with a saturated $NaHCO_3$ solution, a saturated brine solution, dried over $MgSO_4$ and then concentrated to dryness in vacuo to give 2.5 g of the 1-carbamylindoline.

A solution of the 1-carbamylindoline (2.5 g, 5.7 mmol) and tris(dimethylamino)methane (5 ml) in 100 ml of toluene was stirred at reflux for 16 hours. After 16 hours the reaction mixture was concentrated to dryness in vacuo. The resulting residue was dissolved in 50 ml of acetic acid and 1.5 g (22 mmol) of a hydroxylamine hydrochloride solution were added. The resulting reaction mixture was stirred at room temperature for 16 hours and then concentrated to dryness in vacuo. The resulting residue was suspended in water and an excess of a concentrated NH_4OH solution was added to basicify the mixture. The basic mixture was then extracted with CH_2Cl_2 and the resulting organic extract was washed with a saturated brine solution, dried over $MgSO_4$ and

then concentrated in vacuo to give 2.1 g of an oil. This oil was chromatographed (flash column, silica gel, EtOAc) to yield 1.9 g of (+)(2aS,4R)-6-isoxazolylindoline. The above compound was dissolved in 30 ml of acetic acid and 1.5 g of zinc dust were added all at once. The resulting reaction mixture was stirred at room temperature for four hours and then filtered through a celite pad. The filtrate thus obtained was then concentrated to dryness in vacuo. The resulting residue was suspended in a saturated $NaHCO_3$ solution, which was then extracted with CH_2Cl_2. The organic extract was then washed with a saturated brine solution, dried over $MgSO_4$ and concentrated in vacuo to an oil. This oil was chromatographed (flash column, silica gel, EtOAc) to give 400 mg of isoxazolylindoline. Such compound was dissolved in 50 ml of methanol and two equivalents of 0.1N HCl were added. The resulting solution was concentrated to dryness in vacuo and the resulting residue was then crystallized from ethanol/diethyl ether to give 170 mg of title compound.

mp = 235°C d

MS m/e 325(FD)

$[\alpha]_D$ + 27.29° (MeOH)

Analysis calculated for $C_{20}H_{27}N_3O \cdot 2HCl$

Theory: C, 60.30; H, 7.34; N, 10.55;

Found: C, 60.53; H, 7.54; N, 10.26.

Example 11

Preparation of (-)(2aR,4S)-6-(5-isoxazolyl)-4-(di-n-propylamino)-1,2,2a,3,4,5-hexahydrobenz[cd]indole • 2 HCl

The title compound was prepared substantially in accordance with the method described in Example 10, above, utilizing 2.5 g (8.3 mmol) of (-)(2aR,4S)-6-acetyl-4-(di-n-propylamino)-1,2,2a,3,4,5-hexahydrobenz[cd]indole (prepared substantially in accordance with the method described in Example 4) and 1.5 g (22 mmol) of a hydroxylamine hydrochloride solution. Such reaction sequence provided 500 mg of title compound.

m.p. 235°C d

MS m/e 325(FD)

$[\alpha]_D$-29.18°(MeOH)

Analysis calculated for $C_{20}H_{27}N_3O \cdot 2HCl$

Theory: C, 60.30; H, 7.34; N, 10.55;

Found: C, 60.11; H, 7.41; N, 10.43.

Example 12

Preparation of (-)(2aR,4S)-6-(3-phenyloxadiazol-5-yl)-4-(di-n-propylamino)-1,2,2a,3,4,5-hexahydrobenz[cd]indole

A sodium ethoxide solution was prepared by dissolving 49 mg (2.1 mmol) of sodium in 35 ml of ethanol. Phenylhydroxamidine (1.73 g, 12.71 mmol) and 6-ethoxycarbonyl-4-(di-n-propylamino)-1,2,2a,3,4,5-hexahydrobenz[cd]indole (890 mg, 2.1 mmol) were added to the ethoxide solution and the resulting solution was heated to reflux and stirred at that temperature for 6.25 hours and then stirred overnight at room temperature. The next morning

additional sodium ethoxide solution (50 mg of sodium in 10 ml of ethanol) was added and the reaction mixture was again stirred at reflux overnight. The next morning water was added to the reaction mixture and the resulting solution was then extracted with ethyl acetate. The organic extract was washed sequentially with water and a saturated brine solution, dried over sodium sulfate and then concentrated in vacuo to provide 2.33 g of a brown oil. This oil was purified by flash chromatography [2.5% isopropanol in chloroform (NH_4OH)] to provide 260 mg of title product as a light yellow solid. Such product was purified by recrystallization from hexane.

Analysis calculated for $C_{25}H_{30}N_4O$

Theory: C, 74.59; H, 7.51; N, 13.92;
Found: C, 74.59; H, 7.52; N, 13.90.

Example 13

Preparation of (-)(2aR,4S)-6-(2-furyl)-4-(di-n-propylamino)-1,2,2a,3,4,5-hexahydrobenz[cd]indole

To a sealed tube with threads containing 13 ml of dry tetrahydrofuran were added 1.2 g (2.46 mmol) of (+)(2aS,4R)-1-benzyl-6-iodo-4-(di-n-propylamino)-1,2,2a,3,4,5-hexahydrobenz[cd]indole, 968 mg (2.71 mmol) of 2-(tributylstannyl)furan and 200 mg of bis(triphenylphosphine)palladium(II) chloride. The resulting mixture was then deaerated with argon for 15 minutes. After deaeration, the tube was sealed with a teflon cap and the contents thereof were heated at reflux temperature for 24 hours. After 24 hours, the reaction mixture was cooled, filtered

concentrated in vacuo to provide a viscous orange oil. Flash chromatography of this oil over silica gel with 60% ethyl acetate/hexane plus 0.5% ammonium hydroxide as eluent gave the protected analog of the title compound in 61% yield.

The above-mentioned protected analog (635 mg, 1.4 mmol) was dissolved in 10 ml of dry tetrahydrofuran and the resulting solution was chilled to a -78°C. Once chilled, 1.5 ml (2.39 mmol) of a 1.7M solution of n-butyllithium in hexane was added dropwise via syringe. Once n-butyllithium addition was complete the reaction mixture was warmed to room temperature. The reaction mixture was quenched with a saturated $NaHCO_3$ solution and then partitioned between ethyl acetate and water. The aqueous layer was extracted with ethyl acetate, and the organic layers were combined, washed with a saturated brine solution, dried over sodium sulfate and then concentrated in vacuo to provide a viscous orange oil. This oil was chromatographed over silica gel (elution with 20% ethyl acetate/hexane plus 0.5% ammonium hydroxide) to provide 161 mg of title compound as a pale yellow oil.

MS m/e 324(FD)

$[\alpha]_D$ -45.63°(MeOH)

Analysis calculated for $C_{21}H_{28}N_2O$:

Theory:	C, 77.74;	H, 8.70; N, 8.63;
Found:	C, 78.74;	H, 8.82; N, 8.27.

Example 14

Preparation of (+)(2aS,4R)-6-(2-furyl)-4-(di-n-propylamino)-1,2,2a,3,4,5-hexahydrobenz[cd]indole

The title compound was prepared substantially in accordance with the method set forth in Example 13, above, utilizing 1.5 g (3.07 mmol) of (-)(2aR,4S)-1-benzyl-6-iodo-4-(di-n-propylamino)-1,2,2a,3,4,5-hexahydrobenz[cd]indole, 250 mg of bis(triphenylphosphine)palladium(II) chloride and 1.21 g (3.38 mmol) of 2-(tributylstannyl)furan to provide 592 mg of title compound as a viscous brown oil.

MS m/e 325.22(FD)

$[\alpha]_D$ +42.0°(MeOH)

Analysis calculated for $C_{21}H_{28}N_2O$:

Theory: C, 77.74; H, 8.70; N, 8.63;

Found: C, 77.59; H, 8.10; N, 8.83.

Example 15

Preparation of (-)(2aR,4S)-6-(3-furyl)-4-(di-n-propylamino)-1,2,2a,3,4,5-hexahydrobenz[cd]indole

The title compound was prepared substantially in accordance with the method described in Example 13, above, utilizing 1.50 g (3.07 mmol) of (+)(2aS,4R)-1-benzyl-6-iodo-4-(di-n-propylamino)-1,2,2a,3,4,5-hexahydrobenz[cd]indole, 1.21 g (3.38 mmol) of 3-(tributylstannyl)furan and 250 mg of bis(triphenylphosphine)palladium(II) chloride to provide 711 mg of title product as a pale yellow viscous oil.

MS m/e 324(FD)

Analysis calculated for $C_{21}H_{28}N_2O$

Theory: C, 77.24; H, 8.70; N, 8.63;

Found: C, 77.49; H, 8.68; N, 8.45.

Example 16

Preparation of (+)(2aS,4R)-6-(2-thiophenyl)-4-(di-n-propylamino)1,2,2a,3,4,5-hexahydrobenz[cd]indole

The title compound was prepared substantially in accordance with the method set forth in Example 13, above, utilizing 1.5 g (3.1 mmol) of (-)(2aR,4S)-1-benzyl-6-iodo-4-(di-n-propylamino)-1,2,2a,3,4,5-hexahydrobenz[cd]indole, 150 mg of bis(triphenylphosphine)palladium(II) chloride and 1.27 g (3.41 mmol) of 2-(tributylstannyl)thiophene to provide 719 mg of title compound as a light brown viscous oil.

MS m/e 341(FD)

Analysis calculated for $C_{21}H_{28}N_2S$

Theory: C, 74.07; H, 8.29; N, 18.60; S, 9.42;

Found: C, 74.24; H, 8.60; N, 7.52; S, 9.15.

Example 17

Preparation of (+)(2aS,4R)-6-(2-pyridinyl)-4-(di-n-propylamino)-1,2,2a,3,4,5-hexahydrobenz[cd]indole

The title compound was prepared substantially in accordance with the method set forth in Example 13, above, utilizing 1.50 g (3.07 mmol) of (-)(2aR,4S)-1-benzyl-6-iodo-4-(di-n-propylamino)-1,2,2a,3,4,5-hexahydrobenz[cd]indole, 250 mg of bis(triphenylphosphine)palladium(II) chloride and 1.24 g (3.38 mmol) of 2-(tributylstannyl)pyridine to produce 474 mg of title compound as a colorless foam. The hydrochloride salt of the title compound was prepared by dissolving the foam in diethyl ether and then treating the resulting solution with a saturated hydrochloric acid in methanol solution. A yellow foam

comprised of such salt was afforded after concentration in vacuo.

MS m/e 336.24(FD)

Analysis calculated for $C_{22}H_{29}N_3 \cdot HCl$

Theory: C, 71.04; H, 8.13; N, 11.30;

Found: C, 70.60; H, 8.46; N, 10.58.

Example 18

Preparation of (+)(2aS,4R)-6-(3-pyridyl)-4-(di-n-propylamino)-1,2,2a,3,4,5-hexahydrobenz[cd]indole

The title compound was prepared substantially in accordance with the procedure set forth in Example 13, above, utilizing 1.50 g (3.07 mmol) of (-)(2aR,4S)-1-benzyl-6-iodo-4-(di-n-propylamino)-1,2,2a,3,4,5-hexahydrobenz[cd]indole, 250 mg of bis(triphenylphosphine)palladium(II) chloride and 1.24 g (3.38 mmol) of 3-(tributylstannyl)pyrridine to produce 475 mg of title compound as a pale yellow oil. The bishydrochloric acid salt of the title compound was prepared by dissolving the oil in diethyl ether and then adding a saturated hydrochloric acid in methanol solution dropwise. Once an excess of hydrochloric acid had been added the mixture was concentrated in vacuo to provide a pale yellow foam.

MS m/e 336.24(FD)

Analysis calculated for $C_{22}H_{29}N_3 \cdot 2HCl$:

Theory: C, 64.70; H, 7.65; N, 10.29;

Found: C, 65.84; H, 7.55; N, 9.76.

AUSTRALIA PATENT OFFICE MB

Example 19

Preparation of (-)(2aR,4S)-6-(2-oxazolyl)-4-(di-n-propylamino)-1,2,2a,3,4,5-hexahydrobenz[cd]indole

A. 2-tributylstannyloxazole

A solution of 1.00 g (14.5 mmol) of oxazole in 25 ml of THF at -78°C was treated with 10.2 ml (14.6 mmol) of 1.43M butyllithium in hexane. After stirring for 30 minutes, an addition of 3.93 ml (14.5 mmol) of tributyltin chloride was made, and the solution was allowed to warm to room temperature. Stirring was continued for another hour after which most of the solvents were evaporated in vacuo. The resulting residue was taken up in 50 ml of hexane, and the resulting precipitate was separated by filtration through filtercel. Evaporation of the solvent from the filtrate provided 5.13 g of a colorless oil which was identified by NMR as the 2-stannyl derivative plus a small amount of tetrabutylstannane.

B. (-)(2aR,4S)-1-benzoyl-6-(2-oxazolyl)-4-(di-n-propylamino)-1,2,2a,3,4,5-hexahydrobenz[cd]indole

A solution of 5.0 g (13.8 mmol) of the crude 2-tributylstannyloxazole prepared above and 6.8 g (13.9 mmol) of (+)(2aS,4R)-1-benzoyl-6-iodo-4-(di-n-propylamino)-1,2,2a,3,4,5-hexahydrobenz[cd]indole in 100 ml of toluene was treated with 0.7 g (0.6 mmol) of tetrakis(triphenylphosphine)palladium then refluxed under nitrogen for 20 hours. After cooling the reaction mixture was washed with a saturated brine solution and then dried over Na_2SO_4. Concentration in vacuo provided a viscous oil which was chromatographed over a silica gel column using a

solvent gradient progressing from toluene to 1:1 toluene/EtOAc. The product from the column was dissolved in 1M HCl. This solution was then washed with ether, basicified with 5M NaOH, and extracted with CH_2Cl_2. Concentration of the extract in vacuo gave about 4 g of a brown oil. When this oil was dissolved in pentane a small amount of a red/brown resin separated leaving a clear, yellow solution. The resin was separated and the pentane was evaporated to provide a residue. This residue was crystallized by dissolving it in a small amount of CH_2Cl_2 and slowly adding isoctane. The crystalline (-)(2aR,4S)-1-benzoyl-6-(2-oxazolyl)-4-(di-n-propylamino)-1,2,2a,3,4,5-hexahydrobenz[cd]indole, obtained in four crops, weighed 2.63 g. mp 103-4°C.

C. (-)(2aR,4S)-6-(2-oxazolyl)-4-(di-n-propylamino)-1,2,2a,3,4,5-hexahydrobenz[cd]indole

A solution of 1.00 g (2.33 mmol) of the above 1-benzoyl compound in 25 ml of THF was stirred at -78°C as 3.0 ml (4.29 mmol) of 1.43M butyllithium in hexane was added. The resulting solution was allowed to warm to 0°C, then poured into water and extracted with CH_2Cl_2. The CH_2Cl_2 extract was then, in turn, extracted with 1M HCl. The resulting aqueous extract was basicified with 1M NaOH, and, in turn, extracted with CH_2Cl_2. After drying over Na_2SO_4, the extract was concentrated in vacuo to provide title compound as a viscous oil.

MS m/e 326(FD)

$[\alpha]_D$ = -60° (MeOH).

Analysis calculated for $C_{20}H_{27}N_3O$:

Theory: C, 73.81; H, 8.36; N, 12.91;

Found: C, 73.37; H, 8.26; N, 12,09.

Example 20

Preparation of (-)(2aR,4S)-6-(5-isoxazolyl)-4-[di-(cyclopropylmethyl)amino]-1,2,2a,3,4,5-hexahydrobenz-[cd]indole

To a solution of (-)(2aR,4S)-6-acetyl-4-[di-(cyclopropylmethyl)amino]-1,2,2a,3,4,5-hexahydrobenz-[cd]indole (2.5 g, 7.7 mmol) and triethylamine (1.1 ml, 8 mmol) in 90 ml CH_2Cl_2 was added dropwise a solution of 2,2,2-trichloroethylchloroformate (1.7 g, 8 mmol) in 10 ml CH_2Cl_2. The reaction mixture was stirred at room temperature for one hour and then extracted with water and 1N HCl. The organic solution was washed with a saturated $NaHCO_3$ solution, a saturated brine solution, dried over $MgSO_4$ and then concentrated to dryness in vacuo to give 3.1 g of the 1-carbamylindoline.

A solution of the 1-carbamylindoline (3.1 g, 6.2 mmol) and tris(dimethylamino)methane (5 ml) in 100 ml of toluene was stirred at reflux for 16 hours. After 16 hours the reaction mixture was concentrated to dryness in vacuo. The resulting residue was dissolved in 50 ml of acetic acid and 2.0 g (29 mmol) of a hydroxylamine hydrochloride solution were added. The resulting reaction mixture was stirred at room temperature for 16 hours and then concentrated to dryness in vacuo. The resulting residue was suspended in water and an excess of a concentrated NH_4OH solution was added to basicify the mixture. The basic mixture was then

extracted with CH_2Cl_2 and the resulting organic extract was washed with a saturated brine solution, dried over $MgSO_4$ and then concentrated *in vacuo* to give 2.1 g of an oil. This oil was chromatographed (flash column, silica gel, EtOAc) to yield 1.7 g of the protected (-) (2aR,4S)-6-isoxazolylindoline.

The above compound (1.7 g, 3.2 mmol) was dissolved in 30 ml of acetic acid and 1.5 g of zinc dust were added all at once. The resulting reaction mixture was stirred at room temperature for four hours and then filtered through a celite pad. The filtrate thus obtained was then concentrated to dryness *in vacuo*. The resulting residue was suspended in a saturated $NaHCO_3$ solution, which was extracted with CH_2Cl_2. The organic extract was then washed with a saturated brine solution, dried over $MgSO_4$ and concentrated *in vacuo* to an oil. This oil was chromatographed (flash column, silica gel, EtOAc) to give 660 mg of title compound.

Example 21

Preparation of (+)(4S)-6-(3-isoxazolyl)-4-(di-n-propylamino)-1,3,4,5-tetrahydrobenz[cd]indole.

A mixture of (+)-6-(3-isoxazolyl)4-(di-n-propylamino)-1,2,2a,3,4,5-hexahydrobenz[cd]indole (180 mg, 0.5 mmol) and 1 g of MnO_2 in 40 mL of CH_2Cl_2 was sonicated at 50-55 KHz for 2 hr. The reaction mixture warmed to reflux during the time period. The reaction mixture was filtered through a celite pad and the filtrate was concentrated to dryness *in vacuo*. The residue was chromatographed (flash column,

silica gel, ethyl acetate) to provide 50 mg of the isoxazole indole product as an oil.

Example 22

Preparation of (-)(4R)-6-(3-isoxazolyl)-4-(di-n-propylamino)-1,3,4,5-tetrahydrobenz[cd]indole

A mixture of (-)(2aR,4S)-6-(3-isoxazolyl)-4-(di-n-propylamino)-1,2,2a,3,4,5-hexahydrobenz[cd]indole (400 mg, 1.2 mmol) and 1g of MnO_2 in 100 ml of CH_2Cl_2 was sonicated at 50-55 KHz for four hours. The reaction mixture was warmed to reflux during the time period. After four hours, the reaction mixture was filtered through a celite pad and the filtrate was concentrated to dryness in vacuo. The resulting residue was chromatographed (flash column, silica gel, EtOAc) to provide 55 mg of title product as an oil.
MS m/e 323(FD)
NMR (300 MHz, $CDCl_3$) δ 0.90 (t, 6H); 1.2-1.6 (m, 5H); 2.2-3.6 (m, 8H); 6.6 (s, 1H); 6.9 (s, 1H); 7.2 (d, 1H); 7.4 (d, 1H); 8.0 (bs, 1H); 8.4 (s, 1H).

Example 23

Preparation of (-)(4R)-6-(5-isoxazolyl)-4-(di-n-propylamino)-1,3,4,5-tetrahydrobenz[cd]indole

A mixture of (-)(2aR,4S)-6-(5-isoxazolyl)-4-(di-n-propylamino)-1,2,2a,3,4,5-hexahydrobenz[cd]indole (253 mg, 0.8 mmol) and 1g of MnO_2 in 100 ml of CH_2Cl_2 was sonicated at 50-55 KHz for four hours. The reaction mixture was warmed to reflux during the time period. After four hours, the reaction mixture was filtered through a celite pad and the filtrate was concentrated to dryness in vacuo. The

resulting residue was chromatographed (flash column, silica gel, EtOAc) to provide 130 mg of title product. Recrystallization from hexane gave 60 mg of purified title product.

mp 126-127°C

MS m/e 323(FD)

Analysis calculated for $C_{20}H_{25}N_3O$

Theory: C, 74.27; H, 7.79; N, 12.99;

Found: C, 74.44; H, 7.71; N, 12.78.

Example 24

Preparation of (-)(4R)-6-(5-isoxazolyl)-4-[di-(cyclopropylmethyl)amino]-1,3,4,5-tetrahydrobenz[cd]indole

A mixture of (-)(2aR,4S)-6-(5-isoxazolyl)-4-[di-cyclopropylmethyl)amino]-1,2,2a,3,4,5-hexahydrobenz-[cd]indole (660 mg, 1.9 mmol) and 3g of MnO_2 in 100 ml of CH_2Cl_2 was sonicated at 50-5[illegible] KHz for four hours. The reaction mixture was warmed to reflux during the time period. After four hours, the reaction mixture was filtered through a celite pad and the filtrate was concentrated to dryness in vacuo. The resulting residue was chromatographed (flash column, silica gel, EtOAc) to provide 300 mg of title product. Recrystallization from hexane gave 125 mg of purified title product.

mp 146-147°C

MS m/e 347(FD)

Analysis calculated for $C_{22}H_{25}N_3O$

Theory: C, 76.05; H, 7.25; N, 12.09;

Found: C, 76.09; H, 7.37; N, 12.10.

Example 25

Preparation of (-)(4R)-6-(3-pyrazolyl)-4-[di-(cyclopropylmethyl)amino]-1,3,4,5-tetrahydrobenz[cd]indole

A solution of (-)(4R)-6-acetyl-4-[di-(cyclopropylmethyl)amino]-1,3,4,5-tetrahydrobenz[cd]indole (0.5 g, 1.6 mmol) and 2 ml of tris(dimethylamino)methane in 100 ml of toluene was refluxed for 16 hours. After 16 hours, the reaction solution was concentrated to dryness in vacuo and the resulting residue was dissolved in 100 ml of ethanol. Two milliters of an 85% hydrazine solution were added to the ethanolic solution and the resulting reaction mixture was stirred at reflux temperature for 2 hours. After 2 hours, the reaction solution was, again, concentrated to dryness in vacuo. The resulting residue was then dissolved in 50 ml of 1N hydrochloric acid and the acidic solution was extracted with EtOAc. After extraction with EtOAc the acidic solution was then basicified by adding an excess of a concentrated NH_4OH solution. The basic mixture was then extracted with EtOAc. The organic extract was washed with a saturated brine solution, dried over $MgSO_4$ and concentrated to dryness in vacuo to provide 500 mg of an oil. This oil was purified via chromatography (silica gel, flash column, EtOAc) to provide 400 mg of title compound as an oil.

MS m/e 346(FD)

NMR (300 MHz, $CDCl_3$) δ 0.1 (bs, 4H); 0.5 (m, 4H); 0.95 (m, 2H); 1.3 (dd, 1H); 2.6-3.8 (m, 9H); 6.4 (s, 1H); 6.9 (s, 1H); 7.2 (d, 1H); 7.3 (d, 1H); 7.6 (s, 1H); 8.2 (bs, 1H).

AUSTRALIA PATENT OFFICE

Example 26

Preparation of (-)(4R)-6-(3-pyrazolyl)-4-(di-n-propylamino)-1,2,2a,3,4,5-tetrahydrobenz[cd]indole

A solution of (-)(4R)-6-acetyl-4-(di-n-propylamino)-1,3,4,5-tetrahydrobenz[cd]indole (0.4 g, 1.3 mmol) and 2 ml of tris(dimethylamino)methane in 100 ml of toluene was refluxed for 16 hours. After that time, the reaction solution was concentrated to dryness in vacuo and the resulting residue was dissolved in 100 ml of ethanol. Two milliliters of an 85% hydrazine solution were added to the ethanolic solution and the resulting reaction mixture was stirred at reflux for 2 hours. After 2 hours, the reaction solution was concentrated to dryness in vacuo and the resulting residue was dissolved in 50 ml of 1N hydrochloric acid. The acidic solution was extracted with EtOAc and then bacisified by adding an excess of a concentrated NH_4OH solution. The basic mixture was then extracted with EtOAc. The organic extract was washed with a saturated brine solution, dried over $MgSO_4$ and then concentrated in vacuo to provide an oil. This oil was purified by chromatography (silica gel, flash column, EtOAc) to provide 400 mg of title compound as an oil.

MS m/e 322(FD)

NMR (300 MHz $CDCl_3$) δ 0.9 (t, 6H); 1.5 (m, 4H); 2.4-2.6 (m, 4H); 2.8 (dd, 1H); 3.0 (m, 2H); 3.1-3.3 (m, 2H); 6.5 (s, 1H); 6.9 (s, 1H); 7.1 (d, 1H); 7.3 (bs, 1H); 7.7 (d, 1H); 8.1 (bs, 1H).

AUSTRALIA PATENT OFFICE

Example 27

Preparation of (-) (4R)-6-(3-phenyloxadiazol-5-yl)-4-(dipropylamino)-1,3,4,5-tetrahydrobenz[cd]indole

Magnesium dioxide (200 mg) was added to a solution of (-) (2aR,4S)-6-(3-phenyloxadiazol-5-yl)-4-(di-n-propylamino)-1,2,2a,3,4,5-hexahydroxbenz[cd]indole (40 mg, 0.10 mmol) in 15 ml of hexane. The resulting mixture was then sonicated at 50-55 KHz, while maintaining the reaction solution's temperature between 25-35°C, for 135 minutes. After that time the reaction mixture was filtered through celite and the recovered solid was washed sequentially with hexane and CH_2Cl_2. The filtrate was combined with the organic washes and the resulting solution was washed sequentially with water and a saturated brine solution, dried over Na_2SO_4 and then concentrated in vacuo to give 30 mg of an orange film. This film was purified by flash chromatography [2:3 ether:hexane (NH_4OH)] to give 70 mg of title product. This product was purified by recrystallization from a CH_2Cl_2/hexane solvent system to give 50 mg of title compound as a light green solid.
mp 154-155°C

Analysis calculated for $C_{25}H_{28}N_4O \cdot 0.25\ H_2O$

Theory: C, 74.14; H, 7.09; N, 13.83;
Found: C, 74.21; H, 7.01; N, 13.58.

Example 28

Preparation of (-)(4R)-6-(2-oxazolyl)-4-(di-n-propylamino)-1,3,4,5-tetrahydrobenz[cd]indole

A mixture of (-)(2aR,4S)-6-(2-oxazolyl)-4-(di-n-propylamino)-1,2,2a,3,4,5-hexahydrobenz[cd]indole (650 mg,

2.0 mmol) and 2.5g of MnO_2 in 30 ml of CH_2Cl_2 was sonicated at 50-55 KH_z for 5 hours. After 5 hours, the reaction mixture was filtered through a celite pad and the filtrate was concentrated to dryness in vacuo. The resulting residue was chromatographed (flash column, silica gel, 1:9 EtOAc/toluene) to yield a solid which, upon crystallization from isooctane, provided 240 mg of title product.
mp 73-74°C
MS me 324(FD)
$[\alpha]_D$ = -60° (MeOH).

Analysis calculated for $C_{20}H_{25}N_3O$

Theory:	C, 74.27;	H, 7.79; N, 12.99;
Found:	C, 73.97;	H, 7.84; N, 12.90.

The present compounds of Formula I have been found to have selective affinity for the 5HT receptors in the brain with much less affinity for other receptors. Because of their ability to selectively bind to 5HT receptors, the compounds of Formula I are useful in treating disease states which require alteration of 5-HT receptor function, particularly 5-HT_{1A}, and/or $5HT_{1D}$ but without the side effects which may be associated with less selective compounds. This alteration may involve reproducing (an agonist) or inhibiting (an antagonist) the function of serotonin. These disease states include anxiety, depression, gastric acid secretion, hypertension, nausea, sexual dysfunction, cognition, senile dementia, migraine, consumptive disorders such as appetite disorders, alcoholism and smoking. The foregoing conditions are treated with a pharmaceutically effective amount of a

compound of Formula I or a pharmaceutically acceptable salt thereof.

The term "pharmaceutically effective amount", as used herein, represents an amount of a compound of the invention which is capable of diminishing the adverse symptoms of the particular disease. The particular dose of compound administered according to this invention of course be determined by the particular circumstances surrounding the case, including the compound administered, the route of administration, the particular condition being treated, and similar considerations. The compounds can be administered by a variety of routes including the oral, rectal, transdermal, subcutaneous, intravenous, intramuscular or intranasal routes. A typical single dose for prophylactic treatment, however, will contain from about 0.01 mg/kg to about 50 mg/kg of the active compound of this invention when administered orally. Preferred oral doses will be about 0.01 to about 3.0 mg/kg, ideally about 0.01 to about 0.1 mg/kg. When a present compound is given orally it may be necessary to administer the compound more than once each day, for example about every eight hours. For IV administration by bolus, the dose will be from about 10 µg/kg to about 300 µg/kg, preferably about 20 µg/kg to about 50 µg/kg.

The following experiments were conducted to demonstrate the ability of the compounds of the Formula I to bind to 5-HT receptors. Such experiments demonstrate the utility of the compounds of Formula I in treating disease states (such as those noted above) which require alteration of the 5-HT receptor function.

The affinities of certain of the compounds of Formula 1 at the central 5-HT_{1A} receptors were determined using a modification of the binding assay described by Taylor, *et al.*, *J. Pharmacol. Exp. Ther.*, *236*, 118-125 (1986). Membranes for the binding assay were prepared from male Sprague-Dawley rats (150-250 g). The animals were killed by decapitation, and the brains were rapidly chilled and dissected to obtain the hippocampi. Membranes from the hippocampi were either prepared that day, or the hippocampi were stored frozen (-70°C) until the day of preparation. The membranes were prepared by homogenizing the tissue in 40 volumes of icecold Tris-HCl buffer (50 mM, pH 7.4 at 22°C) using a Techmar Tissumizer (setting 65 for 15 seconds), and the homogenate was centrifuged at 39800xg for 10 minutes. The resulting pellet was then resuspended in the same buffer, and the centrifugation and resuspension process was repeated three additional times to wash the membranes. Between the second and third washes the resuspended membranes were incubated for 10 minutes at 37°C to facilitate the removal of endogenous ligands. The final pellet was resuspended in 67 mM Tris-HCl, pH 7.4, to a concentration of 2 mg of tissue original wet weight/200 µl. This homogenate was stored frozen (-70°C) until the day of the binding assay. Each tube for the binding assay had a final volume of 800 µl and contained the following: Tris-HCl (50 mM), pargyline (10 µM), $CaCl_2$ (3 mM), [^{3}H]8-OH-DPAT (1.0 nM), appropriate dilutions of the drugs of

interest, and membrane resuspension equivalent to 2 mg of original tissue wet weight, for a final pH of 7.4. The assay tubes were incubated for 10 minutes at 37°C, and the contents were then rapidly filtered through GF/B filters (pretreated with 0.5% polyethylenimine), followed by four 1 ml washes with ice-cold buffer. The radioactivity trapped by the filters was quantitated by liquid scintillation spectometry, and specific [^{3}H]8-OH-DPAT binding to the 5-HT$_{1A}$ sites was defined as the difference between [^{3}H]8-OH-DPAT bound in the presence and absence of 10 μM 5-HT.

The results of the evaluation of various compounds of Formula 1 in the test system described above are set forth in Table 1, below. In Table 1, the first column provides the example number of the compound evaluated while the second column provides the amount of test compound (expressed in nanomolar concentration) required to inhibit the binding of [^{3}H]8-OH-DPAT by 50% (indicated as IC$_{50}$).

TABLE 1

EXAMPLE NO.	5-HT1A *in vitro* binding (IC$_{50}$,nM)
21	0.61
23	0.10
27	7.1

The affinities of certain of the compounds of Formula 1 at the central 5-HT_{1D} binding sites were determined using a modification of the binding assay described by Heuring and Peroutka, *J. Neurosci.*, 7, 894 (1987). Bovine brains were obtained and the caudate nuclei were dissected out and frozen at -70°C until the time that the membranes were prepared for the binding assays. At that time the tissues were homogenized in 40 volumes of ice-cold Tris-HCl buffer (50 mM, pH 7.4 at 22°C) with a Techmar Tissumizer (setting 65 for 15 seconds), and the homogenate was centrifuged at 39,800 xg for 10 minutes. The resulting pellet was then resuspended in the same buffer, and the centrifugation and resuspension process was repeated three additional times to wash the membranes. Between the second and third washes the resuspended membranes were incubated for 10 minutes at 37°C to facilitate the removal of endogenous 5-HT. The final pellet was resuspended in Tris buffer to a concentration of 25 mg of original tissue wet weight/ml for use in the binding assay. Each tube for the binding assay had a final volume of 800 µl and contained the following: Tris-HCl (50 mM), pargyline (10 µM), ascorbate (5.7 mM), $CaCl_2$ (3mM), 8-OH-DPAT (100 nM to mask 5-HT_{1A} receptors), mesulergine (100 nM to mask 5-HT_{1C} receptors), [^{3}H]5-HT (1.7-1.9 nM), appropriate dilutions of the drugs of interest, and membrane resuspension equivalent to 5 mg of original tissue wet weight, for a final pH of 7.4. The assay tubes were incubated for 10 minutes at 37°C, and the contents were then rapidly filtered through GF/B filters (pretreated

with 0.5% polyethylenimine), followed by four 1 ml washes with ice-cold buffer. The radioactivity trapped by the filters was quantitated by liquid scintillation spectrometry, and specific [^{3}H]5-HT binding to the 5-HT$_{1D}$ sites was defined as the difference between [^{3}H]5-HT bound in the presence and absence of 10 μm 5-HT.

The results of the evaluation of various compounds of Formula 1 in the test system described above are set forth in Table 2 below. In Table 2, the first column provides the example number of the compound evaluated while the second column provides the amount of test compound (expressed in nanomolar concentration) required to inhibit the binding of [^{3}H]-5-HT by 50% (indicated as IC_{50}).

TABLE 2

In Vitro Binding Activity At The 5-HTID Receptor

EXAMPLE NO.	5-HT1D *in vitro* binding (IC_{50},nM)
21	18.60
23	46.36

The compounds of the present invention are preferably formulated prior to administration. Therefore, yet another embodiment of the present invention is a pharmaceutical formulation comprising a compound of the invention and a pharmaceutically acceptable excipient therefor.

The present pharmaceutical formulations are prepared by known procedures using well known and readily available ingredients. In making the compositions of the present invention, the active ingredient will usually be mixed with an excipient, diluted by an excipient or enclosed within an excipient serving as a carrier which can be in the form of a capsule, sachet, paper or other container. When the excipient serves as a diluent, it can be a solid, semi-solid or liquid material which acts as a vehicle, carrier or medium for the active ingredient. Thus, the compositions can be in the form of tablets, pills, powders, lozenges, sachets, cachets, elixirs, suspensions, emulsions, solutions, syrups, aerosols (as a solid or in a liquid medium), ointments containing for example up to 10% by weight of the active compound, soft and hard gelatin capsules, suppositories, sterile injectable solutions and sterile packaged powders.

Some examples of suitable excipients include lactose, dextrose, sucrose, sorbitol, mannitol, starches, gum acacia, calcium phosphate, alginates, tragacanth, gelatin, calcium silicate, microcrystalline cellulose, polyvinylpyrrolidone, cellulose, water, syrup, and methyl cellulose. The formulations can additionally include lubricating agents such as talc, magnesium stearate and mineral oil, wetting agents, emulsifying and suspending agents, preserving agents such as methyl and propylhydroxybenzoates, sweetening agents or flavoring agents. The compositions of the invention may be formulated so as to provide quick,

sustained or delayed release of the active ingredient after administration to the patient by employing procedures well known in the art.

The compositions are preferably formulated in a unit dosage form, each dosage containing from about 0.5 to about 50 mg, more usually about 1 to about 10 mg of the active ingredient. The term "unit dosage form" refers to physically discrete units suitable as unitary dosages for human subjects and other mammals, each unit containing a predetermined quantity of active material calculated to produce the desired therapeutic effect, in association with a suitable pharmaceutical excipient.

The following formulation examples are illustrative only and are not intended to limit the scope of the invention in any way.

Formulation 1

Hard gelatin capsules are prepared using the following ingredients:

	Quantity (mg/capsule)
(+)-6-(3-isoxazolyl)-4-(di-n-propylamino)-1,3,4,5-tetrahydrobenz-[cd]indole	25
Starch, dried	425
Magnesium stearate	10
Total	460 mg

The above ingredients are mixed and filled into hard gelatin capsules in 460 mg quantities.

Formulation 2

A tablet formula is prepared using the ingredients below:

	Quantity (mg/tablet)
(±)-6-[3-(5-aminothiazolyl)]-4-(di-n-propylamino)-1,3,4,5-tetrahydrobenz[cd]indole	25
Cellulose, microcrystalline	625
Colloidal Silicon dioxide	10
Stearic acid	5

The components are blended and compressed to form tablets each weighing 665 mg.

Formulation 3

A dry powder inhaler formulation is prepared containing the following components:

	Weight %
(±)-6-(5-isoxazolyl)-4-(di-n-propylamino)-1,3,4,5-tetrahydrobenz-[cd]indole	5
Lactose	95

The active compound is mixed with the lactose and the mixture added to a dry powder inhaling applicance.

Formulation 4

Tablets each containing 60 mg of active ingredient are made up as follows:

(+)-6-(2-pyrazolyl)-4-(di-n-propylamino)-1,3,4,5-tetrahydrobenz-[cd]indole	60 mg

Starch	45 mg
Microcrystalline cellulose	35 mg
Polyvinylpyrrolidone (as 10% solution in water)	4 mg
Sodium carboxymethyl starch	4.5 mg
Magnesium stearate	0.5 mg
Talc	1 mg
Total	150 mg

The active ingredient, starch and cellulose are passed through a No. 20 mesh U.S. sieve and mixed thoroughly. The solution of polyvinylpyrrolidone is mixed with the resultant powders which are then passed through a No. 4 mesh U.S. sieve. The granules so produced are dried at 50-60°C and passed through a No. 16 mesh U.S. sieve. The sodium carboxymethyl starch, magnesium stearate and talc, previously passed through a No. 30 mesh U.S. sieve, are then added to the granules which, after mixing, are compressed on a tablet machine to yield tablets each weighing 150 mg.

Formulation 5

Capsules each containing 20 mg of medicament are made as follows:

(±)-6-(5-oxadiazolyl)-4-(dimethylamino)-1,3,4,5-tetrahydrobenz-[cd]indole	20 mg
Starch	169 mg
Magnesium stearate	1 mg
Total	190 mg

The active ingredient, cellulose, starch and magnesium stearate are blended, passed through a No. 20 mesh U.S. sieve, and filled into hard gelatin capsules in 190 mg quantities.

Formulation 6

Suppositories each containing 225 mg of active ingredient are made as follows:

(+)-6-(4-pyridinyl)-4-(di-n-propylamino)-1,3,4,5-tetrahydrobenz[cd]-indole	225 mg
Saturated fatty acid glycerides to	2,000 mg

The active ingredient is passed through a No. 60 mesh U.S. sieve and suspended in the saturated fatty acid glycerides previously melted using the minimum heat necessary. The mixture is then poured into a suppository mold of nominal 2 g capacity and allowed to cool.

Formulation 7

Suspensions each containing 50 mg of medicament per 5 ml dose are made as follows:

(±)-6-(2-thiazolyl)-4-(di-n-propylamino)-1,3,4,5-tetrahydrobenz-[cd]indole	50 mg
Xanthan Gum	4 mg
Sodium carboxymethyl cellulose (11%) Microcrystalline Cellulose (89%)	50 mg
Sucrose	1.75 g
Sodium Benzoate	10 mg

Flavor	q.v.
Color	q.v.
Purified water to	5 ml

The medicament, sucrose and xanthan gum are blended, passed through a No. 10 mesh U.S. sieve, and then mixed with a previously made solution of the microcrystalline cellulose and sodium carboxymethylcellulose in water. The sodium benzoate, flavor and color are diluted with some of the water and added with stirring. Sufficient water is then added to produce the required volume.

Formulation 8

Capsules each containing 50 mg of medicament are made as follows:

(+)-6-(5-isoxazolyl)-4-(di-methyl-amino)-1,3,4,5-tetrahydrobenz[cd]-indole	50 mg
Starch	507 mg
Magnesium stearate	3 mg
Total	560 mg

The active ingredient, cellulose, starch and magnesium stearate are blended, passed through a No. 20 mesh U.S. sieve, and filled into hard gelatin capsules.

~~CLAIMS~~

The claims defining the invention are as follows:

1. A compound of the formula

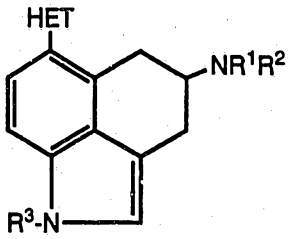

wherein

R^1 is hydrogen, C_1-C_4 alkyl, C_3-C_4 alkenyl, cyclopropylmethyl, phenyl-substituted C_1-C_4 alkyl, $-(CH_2)_nS(C_1$-C_4 alkyl), $-C(O)R^4$, or $-(CH_2)_nC(O)NR^5R^6$;

R^2 is hydrogen, C_1-C_4 alkyl, cyclopropylmethyl or C_3-C_4 alkenyl;

R^3 is hydrogen, C_1-C_4 alkyl or an amino protecting group;

n is 1-4;

R^4 is hydrogen, C_1-C_4 alkyl, C_1-C_4 haloalkyl, C_1-C_4 alkoxy or phenyl;

R^5 and R^6 are independently hydrogen, a C_1-C_4 alkyl, or a C_5-C_8 cycloalkyl with the proviso that when one of R^5 or R^6 is a cycloalkyl the other is hydrogen;

HET is an aromatic 5- or 6-membered heterocyclic ring, said ring having from one to three heteroatoms which are the same or different and which are selected

AUSTRALIA PATENT OFFICE MB

from the group consisting of sulfur, oxygen, and nitrogen with the proviso that the 6-membered heterocyclic ring can only contain carbon and nitrogen and with the further proviso that the 5-membered ring contains no more than one oxygen or one sulfur but not both oxygen and sulfur; or pharmaceutically acceptable salts thereof.

2. The compound of Claim 1 wherein HET is an isoxazole, a pyrazole, a pyridine, a thiazole, a furan, a thiophene, an oxadiazole or a pharmaceutically acceptable salt thereof.

3. The compound of Claim 1 or Claim 2 wherein R^1 and R^2 are independently C_1-C_3 alkyl or a pharmaceutically acceptable salt thereof.

4. The compound of any one of Claims 1 to 3 wherein R^3 is hydrogen or a pharmaceutically acceptable salt thereof.

5. The compound of Claim 1 or Claim 2 wherein R^1 is $-(CH_2)_nC(O)NR^5R^6$ wherein n is 2, R^5 is hydrogen, R^6 is cyclohexyl, R^2 is C_1-C_3 alkyl, and R^3 is hydrogen or C_1-C_4 alkyl or a pharmaceutically acceptable salt thereof.

6. A substantially pure stereoisomer of a compound of any one of Claims 1 to 5 or a pharmaceutically acceptable salt thereof.

7. A compound of Claim 1 comprising (+)(4S)-6-(3-isoxazolyl)-4-(di-n-propylamino)-1,3,4,5-tetrahydrobenz[cd]indole; (-)(4R)-6-(5-isoxazolyl)-4-(di-n-propylamino)-1,3,4,5-tetrahydrobenz[cd]indole; (±)-6-(3-pyrazolyl)-4-(di-n-propylamino)-1,3,4,5-tetrahydrobenz[cd]indole; (-)(4R)-6-(4-pyrazolyl)-4-(dimethylamino)-1,3,4,5-tetrahydrobenz[cd]indole; (-)(4R)-6-(4-pyridinyl)-4-(di-n-propylamino)-1,3,4,5-tetrahydrobenz[cd]indole; (±)-6-(2-pyridinyl)-4-(di-n-propylamino)-1,3,4,5-tetrahydrobenz[cd]indole; (-)(4R)-6-(2-thiazolyl)-4-(di-n-propylamino)-1,3,4,5-tetrahydrobenz[cd]indole; (-)(4R)-6-(5-thiazolyl)-4-(di-n-propylamino)-1,3,4,5-tetrahydrobenz[cd]indole; (-)(4R)-6-(1,3,4-oxadiazolyl-2-yl)-4-(di-n-propylamino)-1,3,4,5-tetrahydrobenz[cd]indole; (-)(4R)-6-(5-isoxazolyl)-4-[di-(cyclopropylmethyl)amino]-1,3,4,5-tetrahydrobenz[cd]indole; (-)(4R)-6-(3-isoxazolyl)-4-(di-n-propylamino)-1,3,4,5-tetrahydrobenz[cd]indole; (-)(4R)-6-(3-pyrazolyl)-4-[di-(cyclopropylmethyl)amino]-1,3,4,5-tetrahydrobenz[cd]indole; (-)(4R)-6-(3-pyrazoyl)-4-(di-n-propylamino)-1,3,4,5-tetrahydrobenz[cd]indole; (-)(4R)-6-(3-phenyl-1,2,4-oxadiazolyl-5-yl)-4-(di-n-propylamino)-1,3,4,5-tetrahydrobenz[cd]indole; (-)(4R)-6-(2-oxazolyl)-4-(di-n-propylamino)-1,3,4,5-tetrahydrobenz[cd]indole; or a pharmaceutically acceptable salt thereof.

8. A pharmaceutical formulation comprising as active ingredient a compound as claimed in any one of Claims 1 to 7, or a pharmaceutically acceptable salt thereof,

AUSTRALIA PATENT OFFICE

associated with one or more pharmaceutically acceptable carriers, diluents or excipients therefor.

9. A process for preparing a compound of the formula I

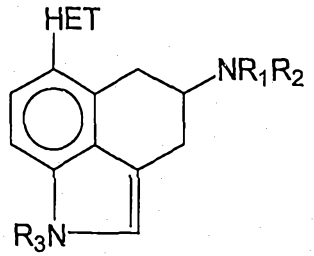

(1)

wherein

R_1 is hydrogen, C_1-C_4 alkyl, C_3-C_4 alkenyl, cyclopropylmethyl, phenyl-substituted C_1-C_4 alkyl, $-(CH_2)_nS(C_1$-C_4 alkyl), $-C(O)R_4$, $-(CH_2)_nC(O)NR_5R_6$;

R_2 is hydrogen, C_1-C_4 alkyl, cyclopropylmethyl or C_3-C_4 alkenyl;

R_3 is hydrogen, C_1-C_4 alkyl or an amino protecting group;

n is 1-4;

AUSTRALIA PATENT OFFICE

R^4 is hydrogen, C_1-C_4 alkyl, C_1-C_4 haloalkyl, C_1-C_4 alkoxy or phenyl;

R^5 and R^6 are independently hydrogen, a C_1-C_4 alkyl, or a C_5-C_8 cycloalkyl with the proviso that when one of R^5 or R^6 is a cycloalkyl the other is hydrogen;

HET is an aromatic 5- or 6-membered heterocyclic ring, said ring having from one to three heteroatoms which are the same or different and which are selected from the group consisting of sulfur, oxygen, and nitrogen with the proviso that the 6-membered heterocyclic ring can only contain carbon and nitrogen and with the further proviso that the 5-membered ring contains no more than one oxygen or one sulfur but not both oxygen and sulfur; or a pharmaceutically acceptable salt thereof, which comprises:

1) reacting a 4-amino-6-metallo-substituted tetrahydrobenz[cd]indole of the formula

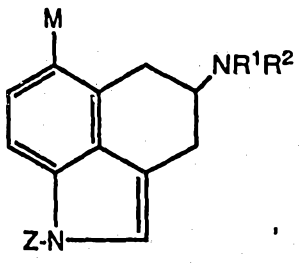

AUSTRALIA PATENT OFFICE MB

wherein R^1 and R^2 are as set forth above; Z is an amino protecting group and M is a metallo moiety, with a heterocyclic compound of the formula

HET-L,

wherein HET is as defined above and L is a leaving group;

2) deprotecting a compound of the formula

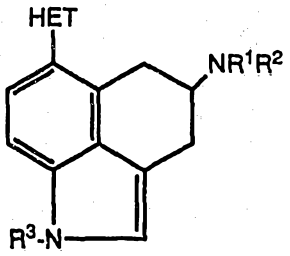

wherein HET, R^1 and R^2 are as defined above and R^3 is an amino protecting group so as to provide a compound of the formula 1 wherein R^3 is hydrogen;

3) reacting a 4-amino-6-halo-substituted tetrahydrobenz[cd]indole of the formula

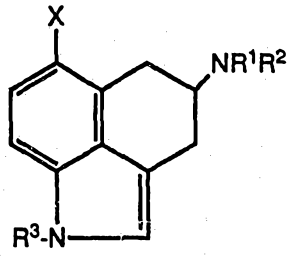

wherein R^1, R^2 and R^3 are as defined above and X is halo with an organometallic derivative of the formula

AUSTRALIA PATENT OFFICE MB

M-HET

where HET is as defined above and M is lithium, magnesium, zinc, tin, mercury or boronic acid;

4) reacting a compound of the formula

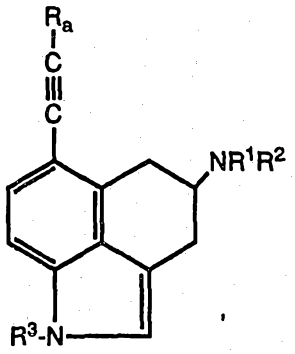

where R^1, R^2 and R^3 are as defined above and R_a is hydrogen, C_1-C_3 alkyl, halogen, O(C_1-C_3 alkyl), S(C_1-C_3 alkyl), CN or phenyl, with a 1,3-dipole of the formula

$$^{+}T=U-V^{-}$$

in which T, U and V can be selected from the following list

T	U	V
CR_a	N	CHR_a
CR_a	N	NR_b
CR_a	N	O
N	N	O
CR_a	CR_a'	NR_b
CR_a	CR_a'	O
N	CR_a'	CHR_a
N	CR_a'	NR_b
N	CR_a'	O

where R_a is as set forth above, R_a' is hydrogen, C_1-C_3 alkyl, halogen, O(C_1-C_3 alkyl), S(C_1-C_3 alkyl), CN or phenyl and R_b is hydrogen, C_1-C_3 alkyl, phenyl or (C_1-C_3 alkyl)phenyl, so as to provide a compound of the formula

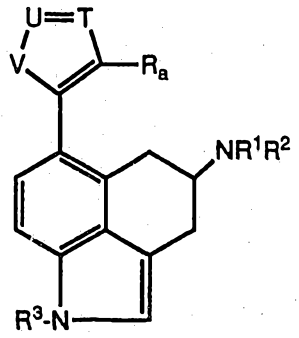

wherein R^1, R^2, R^3, R_a, T, U and V are as set forth above;

5) reacting a compound of the formula

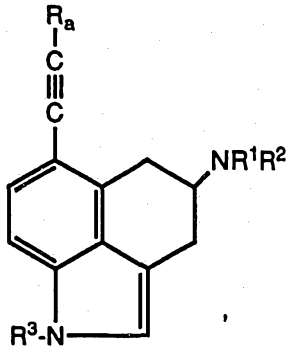

wherein R^1, R^2, and R^3 are as defined above and R_a is hydrogen, C_1-C_3 alkyl, halogen, O(C_1-C_3 alkyl), S(C_1-C_3 alkyl), CN or phenyl, with a 1,3-dipole of the formula

$^{+}T\text{-}U{=}V^{-}$

in which T, U and V are selected from the following

T	U	V
CHR_a	N	N
NR_b	N	N

where R_a is as set forth above and R_b is hydrogen, C_1-C_3 alkyl, phenyl or (C_1-C_3 alkyl)phenyl, so as to provide a compound of the formula

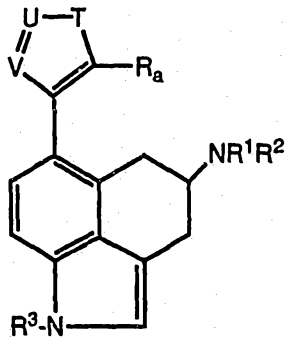

wherein R^1, R^2, R^3, R_a, V, U and T are as defined above;

6) reacting a compound of the formula

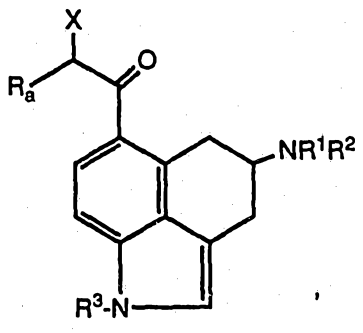

wherein R^1, R^2 and R^3 are as set forth above, X is halo and R_a is hydrogen, C_1-C_3 alkyl, halogen, OH, O(C_1-C_3 alkyl), S(C_1-C_3 alkyl), NH_2, CN or phenyl, with

$NH_4^+R_aCOO^-$ (wherein R_a is as defined above)

so as to provide a mixture of compounds of the formula 1 wherein HET is

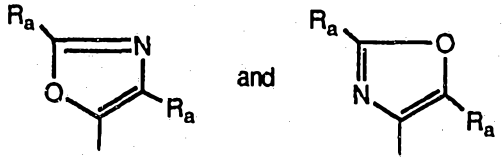

and then, optionally, separating the compounds from each other;

7) dehydrating a compound of the formula

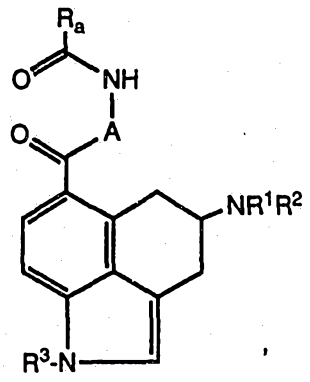

wherein R^1, R^2 and R^3 are as set forth above and A is C-R_a or NH and each R_a is independently hydrogen, C_1-C_3 alkyl, halogen, OH, O(C_1-C_3 alkyl), S(C_1-C_3 alkyl), NH_2, CN or phenyl, so as to provide a compound of the formula 1 wherein HET is

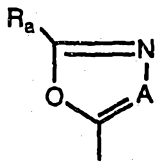

;

8) cyclizing and dehydrating a compound of the formula

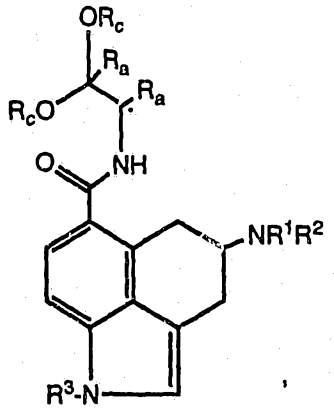

,

wherein R^1, R^2 and R^3 are as set forth above, R_a is hydrogen, C_1-C_3 alkyl, halogen, OH, O(C_1-C_3 alkyl), S(C_1-C_3 alkyl), NH_2, CN or phenyl and R_c is hydrogen or C_1-C_3 alkyl, so as to provide a compound of the formula 1 wherein HET is

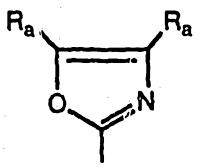

;

9) reacting a compound of the formula

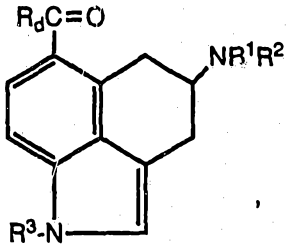

where R^1, R^2 and R^3 are as set forth above and R_d is OH, O(C_1-C_3 alkyl), O(phenyl), O(C_1-C_3 alkylphenyl), halo, S(C_1-C_3 alkyl), S(phenyl), S(C_1-C_3 alkylphenyl), NH_2, NH(C_1-C_3 alkyl), N(C_1-C_3 alkyl)$_2$, OCO(C_1-C_3 alkyl), OCO(phenyl) or OCO(C_1-C_3 alkylphenyl), with

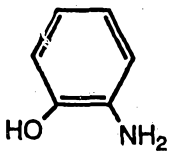

so as to provide a compound of the formula 1 wherein HET is

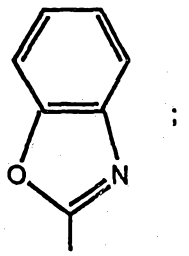

;

10) cyclizing and dehydrating a compound of the formula

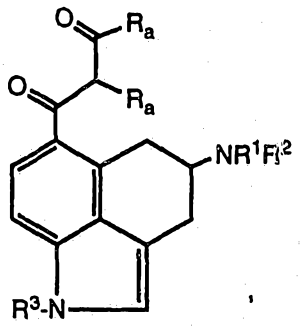

wherein R^1, R^2 and R^3 are as set forth above and R_a is hydrogen, C_1-C_3 alkyl, halogen, OH, O(C_1-C_3 alkyl), S(C_1-C_3 alkyl), NH_2, CN or phenyl, with hydroxylamine so as to provide a compound of the formula 1 wherein HET is

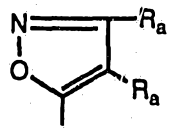

11) cyclizing and dehydrating a compound of the formula

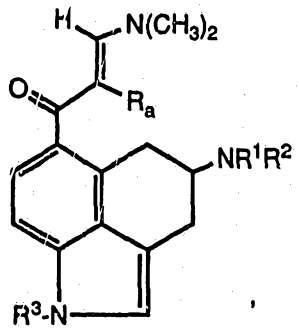

wherein R^1, R^2 and R^3 are as set forth above and R_a is hydrogen, C_1-C_3 alkyl, halogen, OH, O(C_1-C_3 alkyl), S(C_1-C_3 alkyl), NH_2, CN or phenyl, with hydroxylamine

so as to provide a compound of the formula 1 wherein HET is

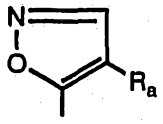

;

12) cyclizing and dehydrating a compound of the formula

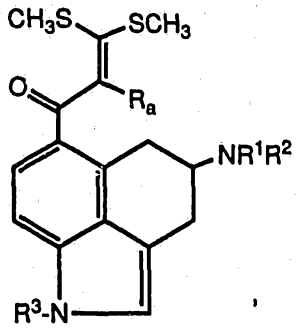

,

wherein R^1, R^2 and R^3 are as set forth above and R_a is hydrogen, C_1-C_3 alkyl, halogen, OH, O(C_1-C_3 alkyl), S(C_1-C_3 alkyl), NH_2, CN or phenyl, with hydroxylamine so as to provide a compound of the formula 1 wherein HET is

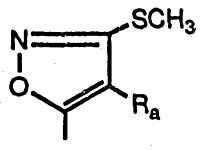

;

13) cyclizing and dehydrating a dianion of the formula

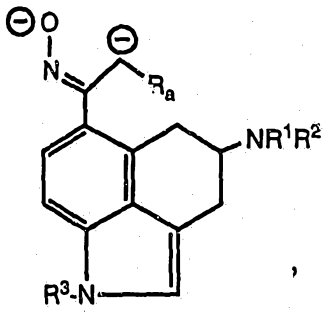

wherein R^1, R^2 and R^3 are as set forth above and R_a is hydrogen, C_1-C_3 alkyl, halogen, OH, O(C_1-C_3 alkyl), S(C_1-C_3 alkyl), NH_2, CN or phenyl, with a carbonyl derivative of the formula R_aCOOR_c (where R_a is as defined above and R_c is hydrogen or C_1-C_3 alkyl) or $R_aCON(CH_3)_2$ (where R_a is as defined above) so as to provide a compound of the formula 1 wherein HET is

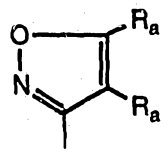

14) cyclizing and dehydrating a compound of the formula

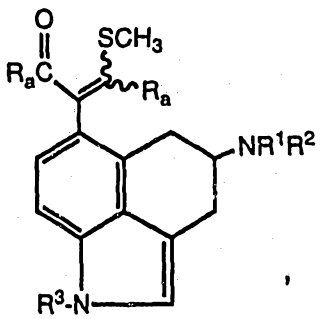

AUSTRALIA PATENT OFFICE

wherein R^1, R^2 and R^3 are as set forth above and R_a is hydrogen, C_1-C_3 alkyl, halogen, OH, O(C_1-C_3 alkyl), S(C_1-C_3 alkyl), NH_2, CN or phenyl, with hydroxylamine so as to provide a compound of the formula 1 wherein HET is

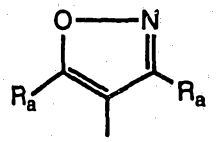

;

15) reacting a compound of the formula

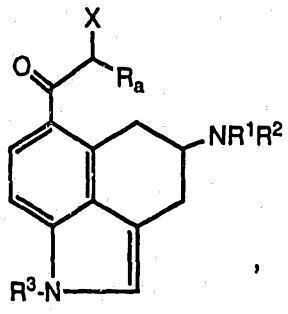

,

wherein R^1, R^2 and R^3 are as set forth above, X is halo and R_a is hydrogen, C_1-C_3 alkyl, halogen, OH, O(C_1-C_3 alkyl), S(C_1-C_3 alkyl), NH_2, CN or phenyl, with

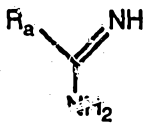

(where R_a is as set forth above)

so as to provide a compound of the formula 1 wherein HET is

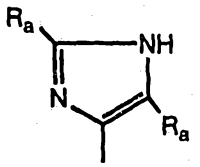

16) reacting a compound of the formula

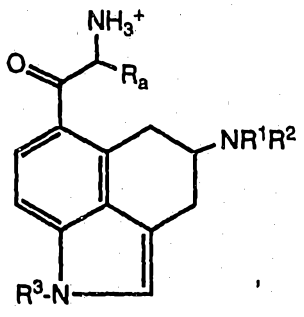

wherein R^1, R^2 and R^3 are as set forth above and R_a is hydrogen, C_1-C_3 alkyl, halogen, OH, O(C_1-C_3 alkyl), S(C_1-C_3 alkyl), NH_2, CN or phenyl, with KSCN, and then R_cX (where R_c is hydrogen or C_1-C_3 alkyl and X is halogen) in the presence of a base so as to provide a compound of the formula 1 wherein HET is

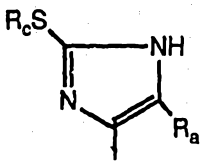

17) dehydrating a compound of the formula

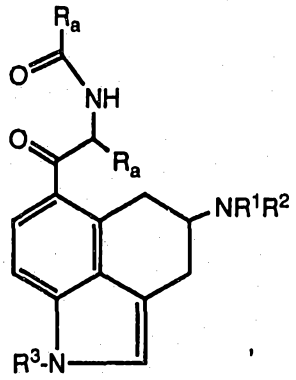

wherein R^1, R^2 and R^3 are as set forth above and R_a is hydrogen, C_1-C_3 alkyl, halogen, OH, O(C_1-C_3 alkyl), S(C_1-C_3 alkyl), NH_2, CN or phenyl, in the presence of ammonia or ammonium hydroxide so as to provide a compound of the formula 1 wherein HET is

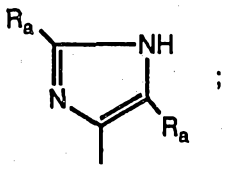

;

18) reacting a compound of the formula

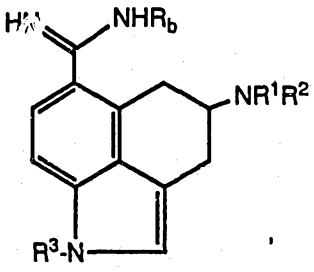

wherein R^1, R^2 and R^3 are as set forth above and R_b is hydrogen, C_1-C_3 alkyl, phenyl or (C_1-C_3 alkyl)phenyl, with a compound of the formula

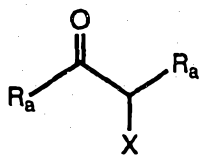

wherein R_a is hydrogen, C_1-C_3 alkyl, halogen, OH, O(C_1-C_3 alkyl), S(C_1-C_3 alkyl), NH_2, CN or phenyl, and X is halo, so as to provide a compound of the formula 1 wherein HET is

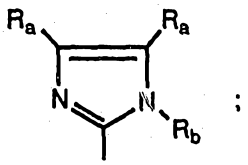

;

19) dehydrating a compound of the formula

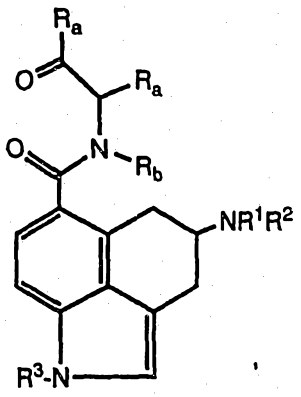

wherein R^1, R^2 and R^3 are as set forth above, R_a is hydrogen, C_1-C_3 alkyl, halogen, OH, O(C_1-C_3 alkyl), S(C_1-C_3 alkyl), NH_2, CN or phenyl, and R_b is hydrogen, C_1-C_3 alkyl, phenyl or (C_1-C_3 alkyl)phenyl, in the presence of ammonia or ammonium hydroxide so as to provide a compound of the formula 1 wherein HET is

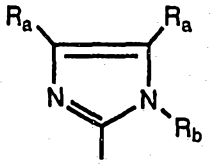

;

20) reacting a compound of the formula

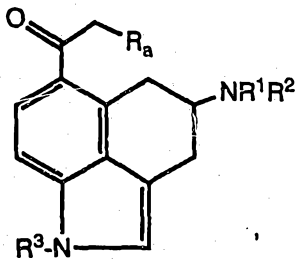

,

wherein R^1, R^2 and R^3 are as set forth above and R_a is hydrogen, C_1-C_3 alkyl, halogen, OH, O(C_1-C_3 alkyl), S(C_1-C_3 alkyl), NH_2, CN or phenyl, with an azide of the formula R_bN_3, where R_b is hydrogen, C_1-C_3 alkyl, phenyl or (C_1-C_3 alkyl)phenyl, followed by dehydration of the resulting compound so as to provide a compound of the formula 1 wherein HET is

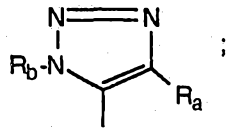

21) cyclizing and dehydrating a compound of the formula

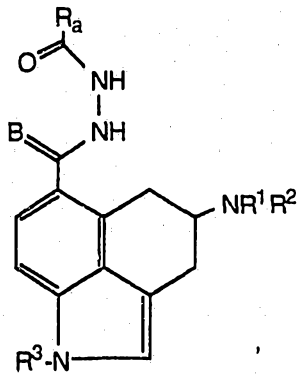

wherein R^1, R^2 and R^3 are as set forth above, R_a is hydrogen, C_1-C_3 alkyl, halogen, OH, O(C_1-C_3 alkyl), S(C_1-C_3 alkyl), NH_2, CN or phenyl, and B is O or NH, so as to provide a compound of the formula 1 wherein HET is

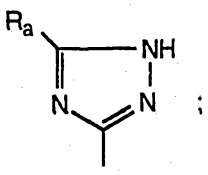

with the proviso that when B is O said cyclization reaction is run in the presence of ammonia or ammonium hydroxide;

22) reacting a compound of the formula

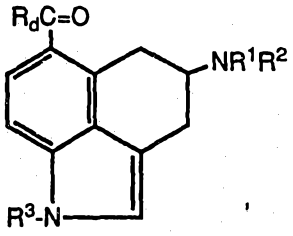

wherein R^1, R^2 and R^3 are as set forth above and R_d is OH, O(C_1-C_3 alkyl), O(phenyl), O(C_1-C_3 alkylphenyl), halo, S(C_1-C_3 alkyl), S(phenyl), S(C_1-C_3 alkylphenyl), NH_2, NH(C_1-C_3 alkyl), N(C_1-C_3 alkyl)$_2$, OCO(C_1-C_3 alkyl), OCO(phenyl) or OCO(C_1-C_3 alkylphenyl), with a compound of the formula

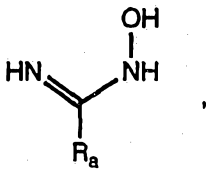

wherein R_a is hydrogen, C_1-C_3 alkyl, halogen, OH, O(C_1-C_3 alkyl), S(C_1-C_3 alkyl), NH_2, CN or phenyl, so as to provide a compound of the formula 1 wherein HET is

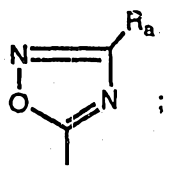

;

23) reacting a compound of the formula

AUSTRALIA PATENT OFFICE MB

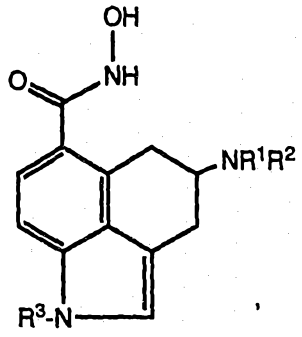

wherein R^1, R^2 and R^3 are as set forth above, with R_aCN, where R_a is hydrogen, C_1-C_3 alkyl, halogen, OH, O(C_1-C_3 alkyl), S(C_1-C_3 alkyl), NH_2, CN or phenyl, so as to provide a compound of the formula 1 wherein HET is

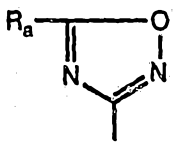

;

24) cyclizing and dehydrating a compound of the formula

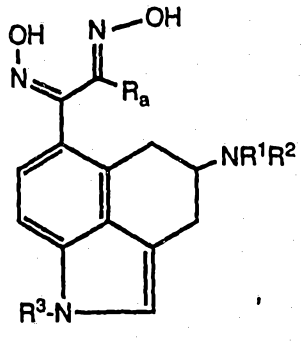

wherein R^1, R^2 and R^3 are as set forth above and R_a is hydrogen, C_1-C_3 alkyl, halogen, OH, O(C_1-C_3 alkyl), S(C_1-C_3 alkyl), NH_2, CN or phenyl, so as to provide a compound of the formula 1 wherein HET is

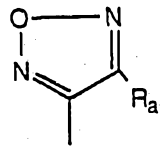

;

25) reacting a compound of the formula

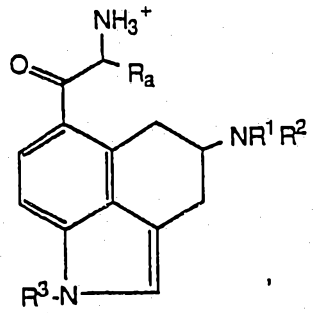

wherein R^1, R^2 and R^3 are as set forth above and R_a is hydrogen, C_1-C_3 alkyl, halogen, OH, O(C_1-C_3 alkyl), S(C_1-C_3 alkyl), NH_2, CN or phenyl, with a compound of the formula

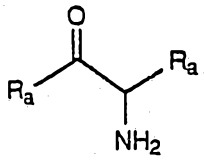

(where R_a is as set forth above)

in the presence of an oxidizing agent, so as to provide a compound of the formula 1 wherein HET is

AUSTRALIA PATENT OFFICE MB

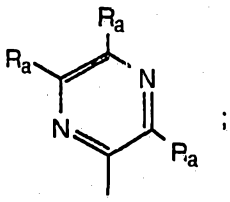

26) reacting a compound of the formula

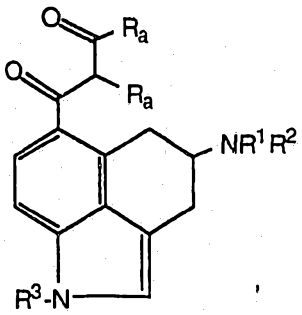

wherein R^1, R^2 and R^3 are as set forth above and R_a is hydrogen, C_1-C_3 alkyl, halogen, OH, O(C_1-C_3 alkyl), S(C_1-C_3 alkyl), NH_2, CN or phenyl, with a compound of the formula H_2NNHR_b, where R_b is hydrogen, C_1-C_3 alkyl, phenyl or (C_1-C_3 alkyl)phenyl, so as to provide compounds of the formula 1 wherein HET is

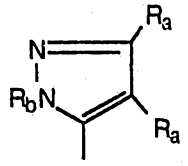 and 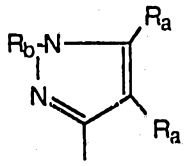

and then, optionally, separating the compounds from each other;

27) reacting a compound of the formula

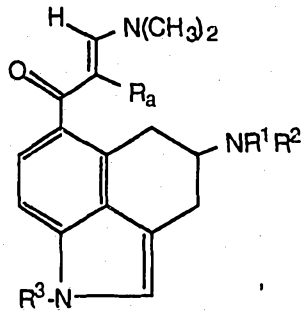

wherein R^1, R^2 and R^3 are as set forth above and R_a is hydrogen, C_1-C_3 alkyl, halogen, OH, O(C_1-C_3 alkyl), S(C_1-C_3 alkyl), NH_2, CN or phenyl, with a compound of the formula H_2NNHR_b, where R_b is hydrogen, C_1-C_3 alkyl, phenyl or (C_1-C_3 alkyl)phenyl, so as to provide compounds of the formula 1 wherein HET is

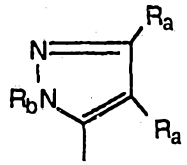

and

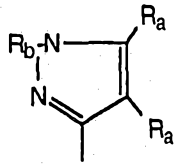

and then, optionally, separating the compounds from each other;

28) reacting a compound of the formula

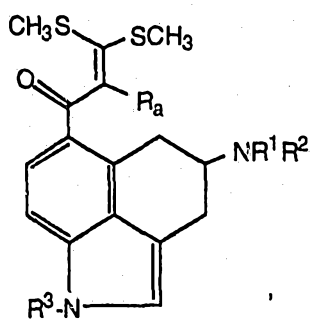

wherein R^1, R^2 and R^3 are as set forth above and R_a is hydrogen, C_1-C_3 alkyl, halogen, OH, O(C_1-C_3 alkyl), S(C_1-C_3 alkyl), NH_2, CN or phenyl, with a compound of the formula H_2NNHR_b, where R_b is hydrogen, C_1-C_3 alkyl, phenyl or (C_1-C_3 alkyl)phenyl, so as to provide compounds of the formula 1 wherein HET is

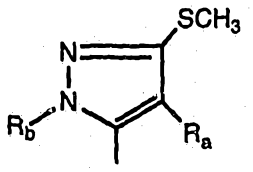

and

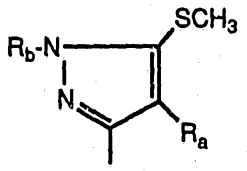

and then, optionally, separating the compounds from each other;

29) reacting a compound of the formula

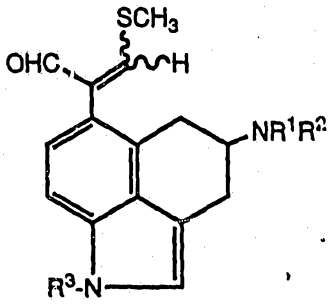

wherein R^1, R^2 and R^3 are as set forth above and R_a is hydrogen, C_1-C_3 alkyl, halogen, OH, O(C_1-C_3 alkyl), S(C_1-C_3 alkyl), NH_2, CN or phenyl, with a compound of the formula H_2NNHR_b, where R_b is hydrogen, C_1-C_3

alkyl, phenyl or (C_1-C_3 alkyl)phenyl, so as to provide a compound of the formula 1 wherein HET is

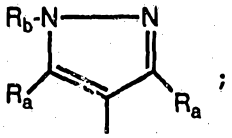

30) reacting a compound of the formula

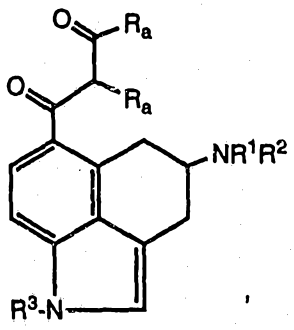

wherein R^1, R^2 and R^3 are as set forth above and R_a is hydrogen, C_1-C_3 alkyl, halogen, OH, O(C_1-C_3 alkyl), S(C_1-C_3 alkyl), NH_2, CN or phenyl, with a compound of the formula

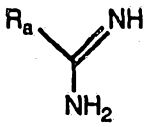

(where R_a is as set forth above)

so as to provide a compound of the formula 1 wherein HET is

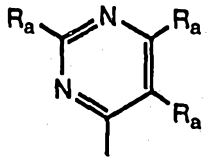

31) reacting a compound of the formula

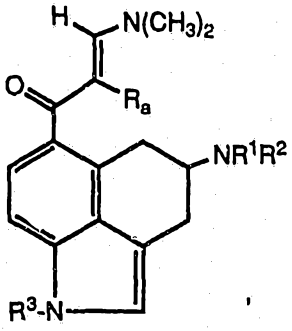

wherein R^1, R^2 and R^3 are as set forth above and R_a is hydrogen, C_1-C_3 alkyl, halogen, OH, O(C_1-C_3 alkyl), S(C_1-C_3 alkyl), NH_2, CN or phenyl, with a compound of the formula

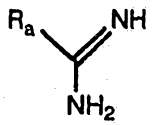

(where R_a is as set forth above)

so as to provide a compound of the formula 1 wherein HET is

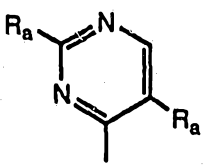

32) reacting a compound of the formula

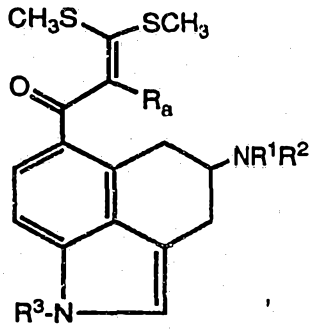

wherein R^1, R^2 and R^3 are as set forth above and R_a is hydrogen, C_1-C_3 alkyl, halogen, OH, O(C_1-C_3 alkyl), S(C_1-C_3 alkyl), NH_2, CN or phenyl, with a compound of the formula

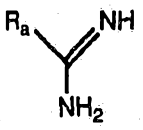 (where R_a is as set forth above)

so as to provide a compound of the formula 1 wherein HET is

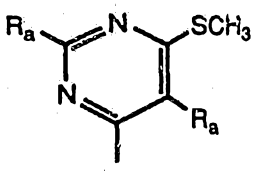

33) reacting a compound of the formula

AUSTRALIA PATENT OFFICE

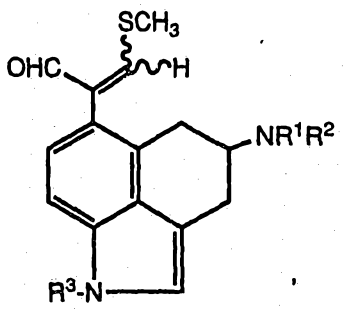

where R^1, R^2 and R^3 are as set forth above and R_a is hydrogen, C_1-C_3 alkyl, halogen, OH, O(C_1-C_3 alkyl), S(C_1-C_3 alkyl), NH_2, CN or phenyl, with a compound of the formula

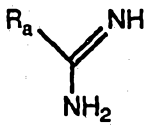

(where R_a is as set forth above)

so as to provide a compound of the formula 1 wherein HET is

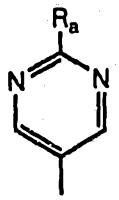

;

34) reacting a compound of the formula

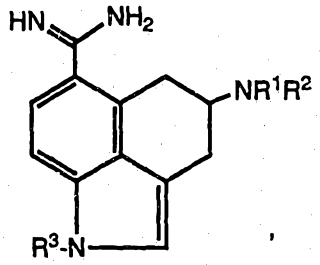

wherein R^1, R^2 and R^3 are as set forth above, with a compound of the formula

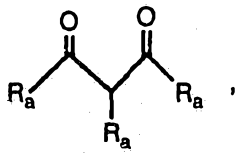

where R_a is hydrogen, C_1-C_3 alkyl, halogen, OH, O(C_1-C_3 alkyl), S(C_1-C_3 alkyl), NH_2, CN or phenyl, so as to provide a compound of the formula 1 wherein HET is

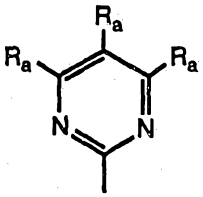

35) reacting a compound of the formula

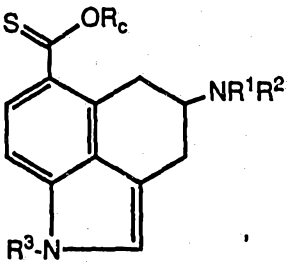

wherein R^1, R^2 and R^3 are as set forth above and R_c is hydrogen or C_1-C_3 alkyl, with a compound of the formula R_aCH_2NNH, where R_a is hydrogen, C_1-C_3 alkyl, halogen, OH, O(C_1-C_3 alkyl), S(C_1-C_3 alkyl), NH_2, CN or phenyl, so as to provide a compound of the formula 1 wherein HET is

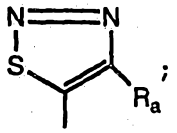

36) reacting a compound of the formula

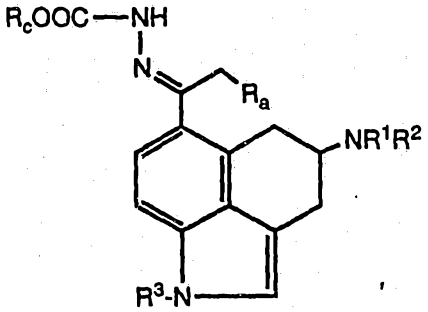

wherein R^1, R^2 and R^3 are as set forth above, and R_a is hydrogen, C_1-C_3 alkyl, halogen, OH, O(C_1-C_3 alkyl), S(C_1-C_3 alkyl), NH_2, CN or phenyl, so as to provide a compound of the formula 1 wherein HET is

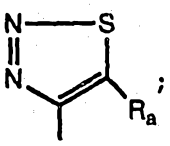

37) reacting a compound of the formula

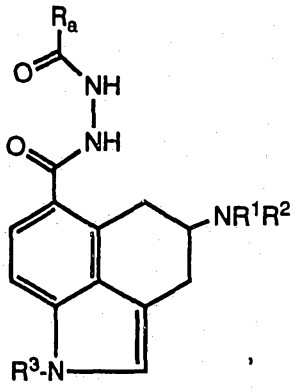

wherein R^1, R^2 and R^3 are as set forth above, and R_a is hydrogen, C_1-C_3 alkyl, halogen, OH, O(C_1-C_3 alkyl), S(C_1-C_3 alkyl), NH_2, CN or phenyl, with P_2S_5 so as to provide a compound of the formula 1 wherein HET is

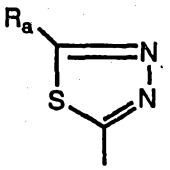

;

38) reacting a compound of the formula

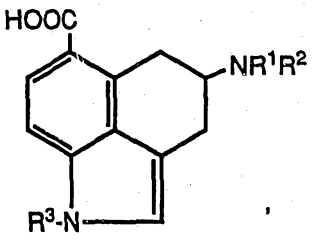

wherein R^1, R^2 and R^3 are as set forth above, with a compound of the formula $H_2NNHCSNH_2$, in the presence of polyphosphoric acid, so as to provide a compound of the formula 1 wherein HET is

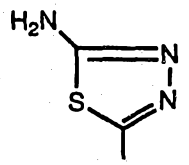

;

39) reacting a compound of the formula

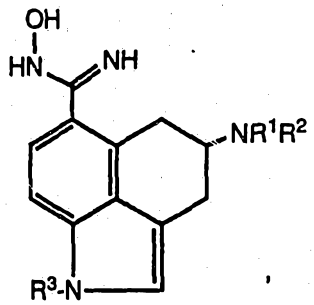

wherein R^1, R^2 and R^3 are as set forth above, with carbon disulfide so as to provide a compound of the formula 1 wherein HET is

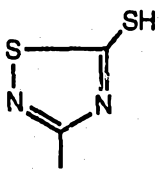

;

40) reacting a compound of the formula

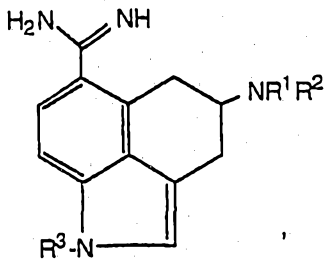

wherein R^1, R^2 and R^3 are as set forth above, with $(CNS)_2$ so as to provide a compound of the formula I wherein HET is

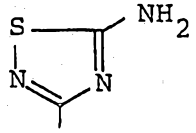

41) oxidizing a compound of the formula

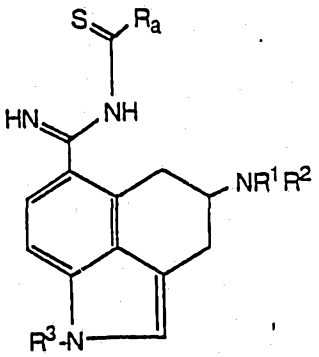

wherein R^1, R^2 and R^3 are as set forth above, and R_a is hydrogen, C_1-C_3 alkyl, halogen, OH, O(C_1-C_3 alkyl), S(C_1-C_3 alkyl), NH_2, CN or phenyl, so as to provide a compound of the formula I wherein HET is

AUSTRALIA PATENT OFFICE MB

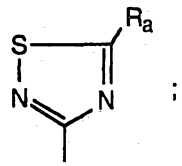

42) reacting a compound of the formula

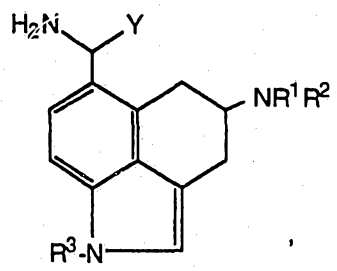

wherein R^1, R^2 and R^3 are as set forth above and Y is -CN or $-C(O)NH_2$, with an oxidizing agent such as $SOCl_2$, SCl_2, S_2Cl_2 or SO_2Cl_2 so as to provide a compound of the formula 1 wherein HET is

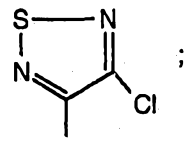

43) reacting a compound of the formula

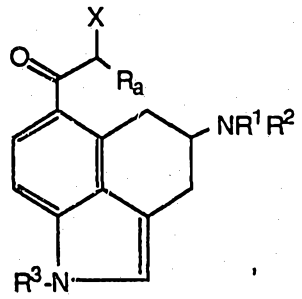

wherein R^1, R^2 and R^3 are as set forth above, X is halogen and R_a is hydrogen, C_1-C_3 alkyl, halogen, OH, O(C_1-C_3 alkyl), S(C_1-C_3 alkyl), NH_2, CN or phenyl, with R_aCSNH_2, where R_a is as set forth above, so as to provide a compound of the formula 1 wherein HET is

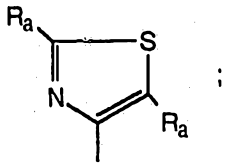

44) reacting a compound of the formula

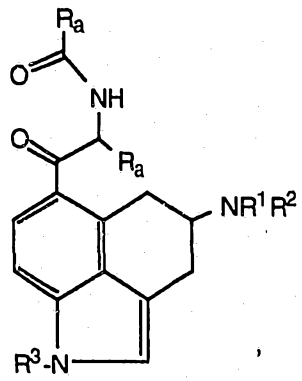

wherein R^1, R^2 and R^3 are as set forth above, and R_a is hydrogen, C_1-C_3 alkyl, halogen, OH, O(C_1-C_3 alkyl), S(C_1-C_3 alkyl), NH_2, CN or phenyl, with P_2S_5 so as to provide a compound of the formula 1 wherein HET is

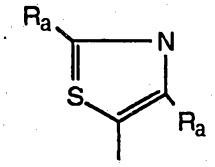

45) reacting a compound of the formula

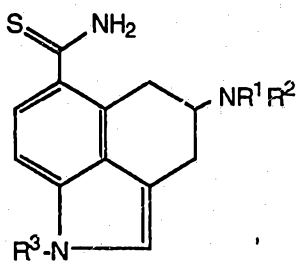

wherein R^1, R^2 and R^3 are as set forth above, with a compound of the formula

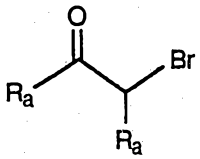

where R_a is hydrogen, C_1-C_3 alkyl, halogen, OH, O(C_1-C_3 alkyl), S(C_1-C_3 alkyl), NH_2, CN or phenyl, so as to provide a compound of the formula 1 wherein HET is

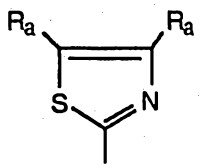

46) reacting a compound of the formula

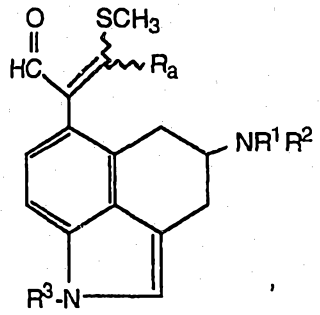

wherein R^1, R^2 and R^3 are as set forth above, and R_a is hydrogen, C_1-C_3 alkyl, halogen, OH, O(C_1-C_3 alkyl), S(C_1-C_3 alkyl), NH_2, CN or phenyl, with $R_aC(S)NH_2$, where R_a is as set forth above, so as to provide a compound of the formula 1 wherein HET is

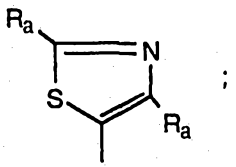

47) reacting a compound of the formula

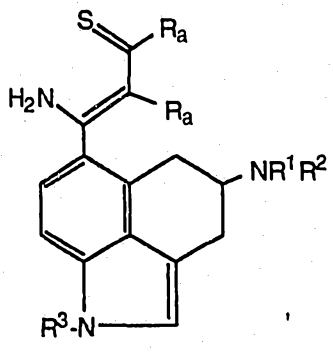

wherein R^1, R^2 and R^3 are as set forth above and R_a is hydrogen, C_1-C_3 alkyl, halogen, OH, O(C_1-C_3 alkyl),

$S(C_1\text{-}C_3$ alkyl), NH_2, CN or phenyl, with an oxidizing agent so as to prepare a compound of the formula 1 wherein HET is

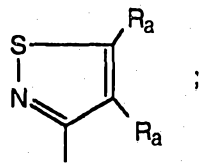

;

48) reacting a compound of the formula

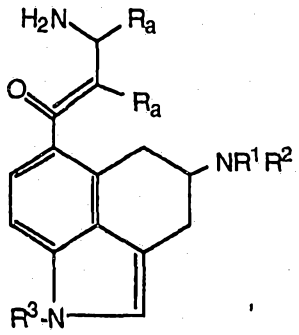

wherein R^1, R^2 and R^3 are as set forth above and R_a is hydrogen, $C_1\text{-}C_3$ alkyl, halogen, OH, $O(C_1\text{-}C_3$ alkyl), $S(C_1\text{-}C_3$ alkyl), NH_2, CN or phenyl, with an oxidizing agent so as to provide a compound of the formula 1 wherein HET is

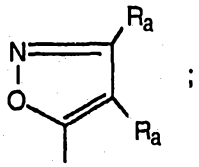

;

49) reacting a compound of the formula

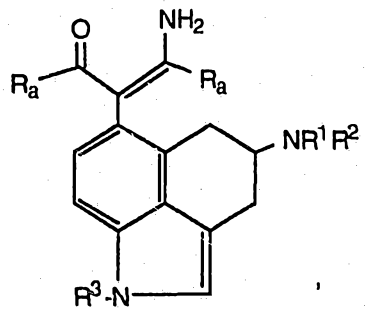

wherein R^1, R^2 and R^3 are as set forth above and R_a is hydrogen, C_1-C_3 alkyl, halogen, OH, O(C_1-C_3 alkyl), S(C_1-C_3 alkyl), NH_2, CN or phenyl, with an oxidizing agent so as to provide a compound of the formula 1 wherein HET is

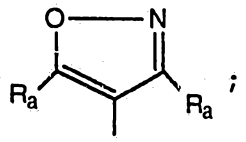

50) reacting a compound of the formula

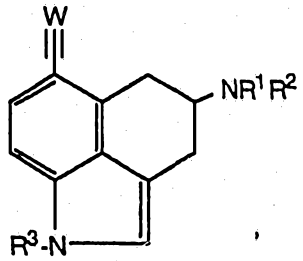

wherein R^1, R^2 and R^3 are as set forth above and W is hydrogen or CHO, with KSCN or $NaHSSO_3$ and then reacting the intermediate formed thereby with ammonia or

ammonium hydroxide so as to provide a compound of the formula 1 wherein HET is

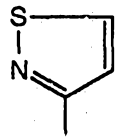

;

51) reacting a compound of the formula

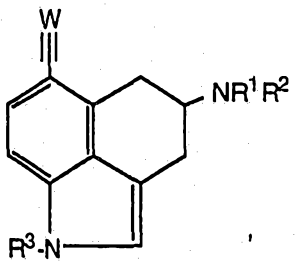

wherein R^1, R^2 and R^3 are as set forth above and W is hydrogen or CHO, with H_2NSSO_3K and then reacting the intermediate formed thereby with a base so as to provide a compound of the formula 1 wherein HET is

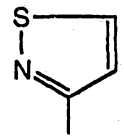

;

52) reacting a compound of the formula

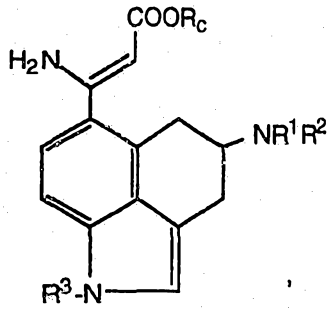

wherein R^1, R^2 and R^3 are as set forth above and R_c is hydrogen or C_1-C_3 alkyl, with $CSCl_2$ so as to provide a compound of the formula 1 wherein HET is

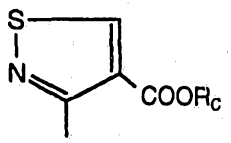

;

53) reacting a compound of the formula

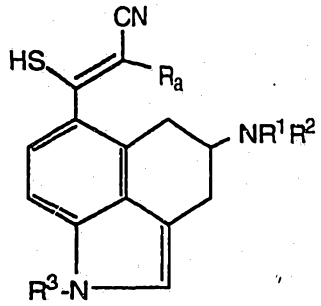

wherein R^1, R^2 and R^3 are as set forth above and R_a is hydrogen, C_1-C_3 alkyl, halogen, OH, O(C_1-C_3 alkyl), S(C_1-C_3 alkyl), NH_2, CN or phenyl, with NCS so as to provide a compound of the formula 1 wherein HET is

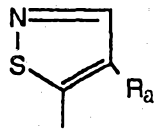

54) reacting a compound of the formula

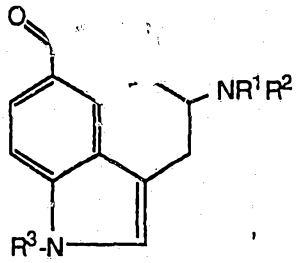

wherein R^1, R^2 and R^3 are as set forth above, X is halogen and R_a is hydrogen, C_1-C_3 alkyl, halogen, OH, O(C_1-C_3 alkyl), S(C_1-C_3 alkyl), NH_2, CN or phenyl, with

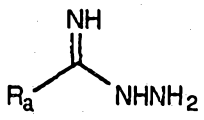

(where R_a is as set forth above)

so as to provide a compound of the formula 1 wherein HET is

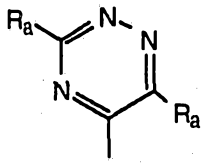

55) reacting a compound of the formula

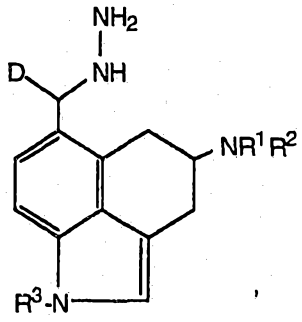

wherein R_1, R_2 and R_3 are as set forth above and D is =NH or =O, with a compound of the formula

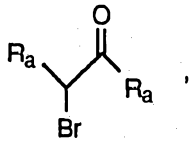

where R_a is hydrogen, C_1-C_3 alkyl, halogen, OH, O(C_1-C_3 alkyl), S(C_1-C_3 alkyl), NH_2, CN or phenyl, so as to provide a compound of the formula 1 wherein HET is

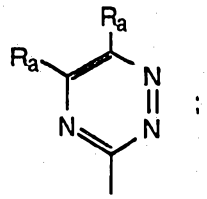

56) reacting a compound of the formula 1 wherein HET is substituted with at least one hydroxy group with POX_3, PX_3, SOX_2, P(phenyl)$_3$•X_2 or P(C_1-C_3 alkoxy)$_3$•X_2, where each X is a halogen, so as to convert the hydroxy group to a halogen substituent;

57) reacting a compound of the formula 1 where HET is substituted with at least one amino group with HONO so as to form the corresponding diazonium ion, followed by conversion of such ion to the corresponding halide substituted compound with CuX (where X is halogen), KI or HBF_4 with heat;

58) reacting a compound of the formula 1 wherein HET is substituted with at least one halogen substituent with an alkoxide anion of the formula

$$(C_1\text{-}C_3 \text{ alkyl})\text{-}O^{\ominus}$$

so as to convert the halogen substituent to an alkoxy substituent;

59) reacting a compound of the formula 1 wherein HET is substituted with at least one hydroxy group with a (C_1-C_3 alkyl)halide so as to convert the hydroxy group to an alkoxy substituent;

60) reacting a compound of the formula 1 wherein HET is substituted with at least one hydroxy substituent with a diazo compound of the formula (C_1-C_3 alkyl)N_2 so as to convert the hydroxy group to an alkoxy substituent;

61) reacting a compound of the formula 1 wherein HET is substituted with at least one amino group with HONO so as to form the corresponding diazonium ion, followed by conversion of such ion to the corresponding hydroxy substituted compound using water or an acid;

62) reacting a compound of the formula 1 wherein HET is substituted with at least one C_1-C_3 alkoxy group with concentrated hydroiodic acid, concentrated hydrobromic acid or a Lewis Acid so as to convert the alkoxy group to a hydroxy substituent;

63) reacting a compound of the formula 1 wherein HET is substituted with at least one amino substituent with HONO so as to form the corresponding diazonium ion, followed by conversion of such ion to the corresponding nitrile substituted compound using CuCN;

64) reacting a compound of the formula 1 wherein HET is substituted with at least one amino substituent with HONO so as to form the corresponding diazonium ion, followed by conversion of such ion to the corresponding C_1-C_3 alkylthio substituted compound using a C_1-C_3 alkyl mercaptan;

65) reacting a compound of the formula 1 wherein HET is substituted with at least one halogen substituent with an alkylthio anion of the formula

$$(C_1\text{-}C_3 \text{ alkyl})\text{-}S^{\ominus}$$

so as to convert the halogen substituent to an alkylthio moiety;

66) reacting a compound of the formula 1 wherein HET is substituted with at least one -SH moiety with a (C_1-C_3 alkyl)halide so as to provide the corresponding compound of the formula 1 having an alkylthio moiety;

67) reducing a compound of the formula 1 wherein R^1, R^2 and R^3 are as set forth above and HET is substituted with at least one nitro substituent, so as to provide a compound of the formula 1 wherein the nitro substituent is converted to an amino moiety;

68) reducing a compound of the formula 1 wherein HET is substituted with at least one halogen substituent so as to convert the halogen substituent to a hydrogen atom;

69) reducing a compound of the formula 1 wherein HET is substituted with at least one hydroxy group so as to convert the hydroxy substituent to a hydrogen atom;

70) reacting a compound of the formula 1 wherein HET is substituted with at least one amino moiety with HONO so as to form the corresponding diazonium ion, followed by conversion of such ion to the corresponding unsubstituted compound using H_3PO_2;

71) reducing a compound of the formula 1 wherein HET is substituted on one of the nitrogen atoms in such heterocyclic ring with a C_1-C_3 alkyl phenyl group so as to provide the corresponding compound of the formula 1 wherein the nitrogen atom is unsubstituted;

72) reducing a compound of the formula 1 wherein HET is substituted with at least one C_1-C_3 alkylthio

moiety so as to provide the corresponding unsubstituted compound of the formula 1;

73) oxidizing a compound of the formula

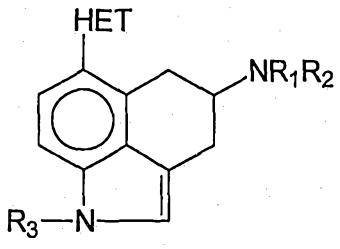

wherein HET, R_1, R_2 and R_3 are as defined above, so as to provide a compound of the formula 1; or

74) reacting a compound of the formula 1 with a pharmaceutically acceptable organic or inorganic acid so as to form a pharmaceutically acceptable acid addition salt of such compound.

10. A method for treating a mammal with a serotonin related disorder which comprises administering an effective amount of a compound of any one of Claims 1 to 7 or a pharmaceutically acceptable salt thereof.

11. The method of claim 10 wherein said disorder is anxiety, depression, gastric acid secretion, hypertension, nausea, sexual dysfunction, cognative dysfunction, senile dementia, or consumptive disorders.

12. The method of Claim 11 wherein said consumptive disorder is apetite disorder, alcoholism or smoking.

13. A method for treating a disease state which requires alteration of 5-HT receptor function said method comprising administering an effective amount of a compound of any one of Claims 1 to 7 or a pharmaceutically acceptable salt thereof.

14. The method of Claim 13 wherein said 5-HT receptor is a 5-HT_{1A} receptor.

15. The method of Claim 13 wherein said 5-HT receptor is a 5-HT_{1D} receptor.

16. A process for preparing a 6-heterocyclic-4-amino-1,3,4,5-tetrahydrobenz[cd]indole, substantially as herein described with reference to any one of the examples.

17. A 6-heterocyclic-4-amino-1,3,4,5-tetrahydrobenz[cd]indole derivative, substantially as herein described with reference to any one of the examples.

18. A substantially pure stereoisomer of a derivative of Claim 17 or a pharmaceutically acceptable salt thereof.

19. A pharmaceutical formulation comprising as active ingredient a derivative as claimed in Claim 17 or 18, together with a pharmaceutically acceptable carrier, diluent and/or excipient.

20. A pharmaceutical formulation substantially as herein described with reference to any one of Formulation Examples 1 to 8.

AUSTRALIA PATENT OFFICE

21. A method for treating a serotonin related disorder in a mammal requiring such treatment, comprising administering to said mammal an effective amount of a derivative as defined in Claim 17 or 18 or a pharmaceutical formulation as defined in any one of Claims 8, 19 or 20.

22. A method for treating a disease state which requires alteration of 5-HT receptor function in a mammal requiring such treatment, comprising administering to said mammal an effective amount of a derivative of Claim 17 or 18 or a pharmaceutical formulation as defined in any one of Claims 8, 19 or 20.

Dated 1 February, 1994
Eli Lilly and Company

Patent Attorneys for the Applicant/Nominated Person
SPRUSON & FERGUSON

