



US00D731520S

(12) **United States Design Patent**
Xiong et al.

(10) **Patent No.:** **US D731,520 S**
(45) **Date of Patent:** **** Jun. 9, 2015**

(54) **PORTION OF A DISPLAY SCREEN WITH ANIMATED GRAPHICAL USER INTERFACE**

DESCRIPTION

- (71) Applicant: **Tencent Technology (Shenzhen) Company Limited**, Shenzhen, Guangdong (CN)
- (72) Inventors: **Qilin Xiong**, Shenzhen (CN); **Chenglin Zhan**, Shenzhen (CN); **Jing Gao**, Shenzhen (CN)
- (73) Assignee: **Tencent Technology (Shenzhen) Company Limited** (CN)
- (**) Term: **14 Years**
- (21) Appl. No.: **29/458,548**
- (22) Filed: **Jun. 20, 2013**
- (51) **LOC (10) Cl.** **14-04**
- (52) **U.S. Cl.**
USPC **D14/487**
- (58) **Field of Classification Search**
USPC D14/485-495; D18/24-33; D20/11-28; 715/961-978
CPC ... G06F 3/0481; G06F 3/048; G06F 3/04817; G06F 3/04847; G06F 3/04812; G06F 3/0485
See application file for complete search history.

FIG. 1 is a front view of a first image of a first embodiment of a portion of a display screen with animated graphical user interface showing our new design;
 FIG. 2 is a front view of a second image thereof;
 FIG. 3 is a front view of a third image thereof;
 FIG. 4 is a front view of a first image of a second embodiment of a portion of a display screen with animated graphical user interface showing our new design;
 FIG. 5 is a front view of a second image thereof;
 FIG. 6 is a front view of a third image thereof;
 FIG. 7 is a front view of a fourth image thereof;
 FIG. 8 is a front view of a first image of a third embodiment of a portion of a display screen with animated graphical user interface showing our new design;
 FIG. 9 is a front view of a second image thereof;
 FIG. 10 is a front view of a third image thereof;
 FIG. 11 is a front view of a first image of a fourth embodiment of a portion of a display screen with animated graphical user interface showing our new design;
 FIG. 12 is a front view of a second image thereof; and,
 FIG. 13 is a front view of a third image thereof.
 In the first embodiment, the appearance of the transitional image sequentially transitions between the images shown in FIGS. 1 through 3. In the second embodiment, the appearance of the transitional image sequentially transitions between the images shown in FIGS. 4 through 7. In the third embodiment, the appearance of the transitional image sequentially transitions between the images shown in FIGS. 8 through 10. In the fourth embodiment, the appearance of the transitional image sequentially transitions between the images shown in FIGS. 11 through 13. The process or period in which one image transitions to another image forms no part of the claimed design. The broken line showing of a portion of a display screen in FIGS. 1 through 13 forms no part of the claimed design. The broken line showing of text and portions of the graphical user interface in FIGS. 1 through 13 represents environmental subject matter and forms no part of the claimed design.

(56) **References Cited**

U.S. PATENT DOCUMENTS

5,268,997 A * 12/1993 Funaki 345/427
 D462,695 S * 9/2002 Nguyen Van Huong D14/485

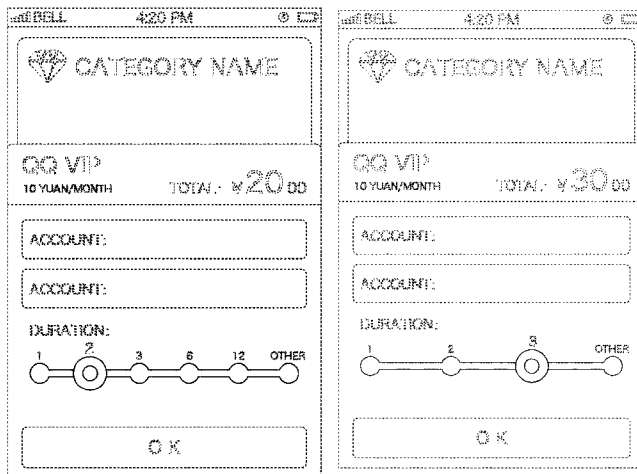
(Continued)

Primary Examiner — Eric Goodman
Assistant Examiner — Jennifer L Rempfer
 (74) *Attorney, Agent, or Firm* — Design IP

(57) **CLAIM**

The ornamental design for a portion of a display screen with animated graphical user interface, as shown and described.

1 Claim, 13 Drawing Sheets



(56)

References Cited

U.S. PATENT DOCUMENTS

D557,272	S	*	12/2007	Glaser et al.	D14/487
D625,314	S	*	10/2010	Jewitt et al.	D14/485
D674,400	S	*	1/2013	Fong et al.	D14/486
D711,419	S	*	8/2014	Folken et al.	D14/487
D712,920	S	*	9/2014	Sloo et al.	D14/487
D713,855	S	*	9/2014	Roberts et al.	D14/487
D716,326	S	*	10/2014	Lee	D14/486
D720,366	S	*	12/2014	Hiltunen et al.	D14/487
2008/0007570	A1	*	1/2008	Wessel et al.	345/661
2009/0235194	A1	*	9/2009	Arndt et al.	715/772
2010/0185183	A1	*	7/2010	Alme et al.	604/891.1
2013/0035209	A1	*	2/2013	Gilley et al.	482/9
2013/0132887	A1	*	5/2013	Amin et al.	715/781
2013/0239057	A1	*	9/2013	Ubillos et al.	715/833
2013/0332874	A1	*	12/2013	Rosinko et al.	715/771
2014/0108282	A1	*	4/2014	Pulito et al.	705/319

* cited by examiner

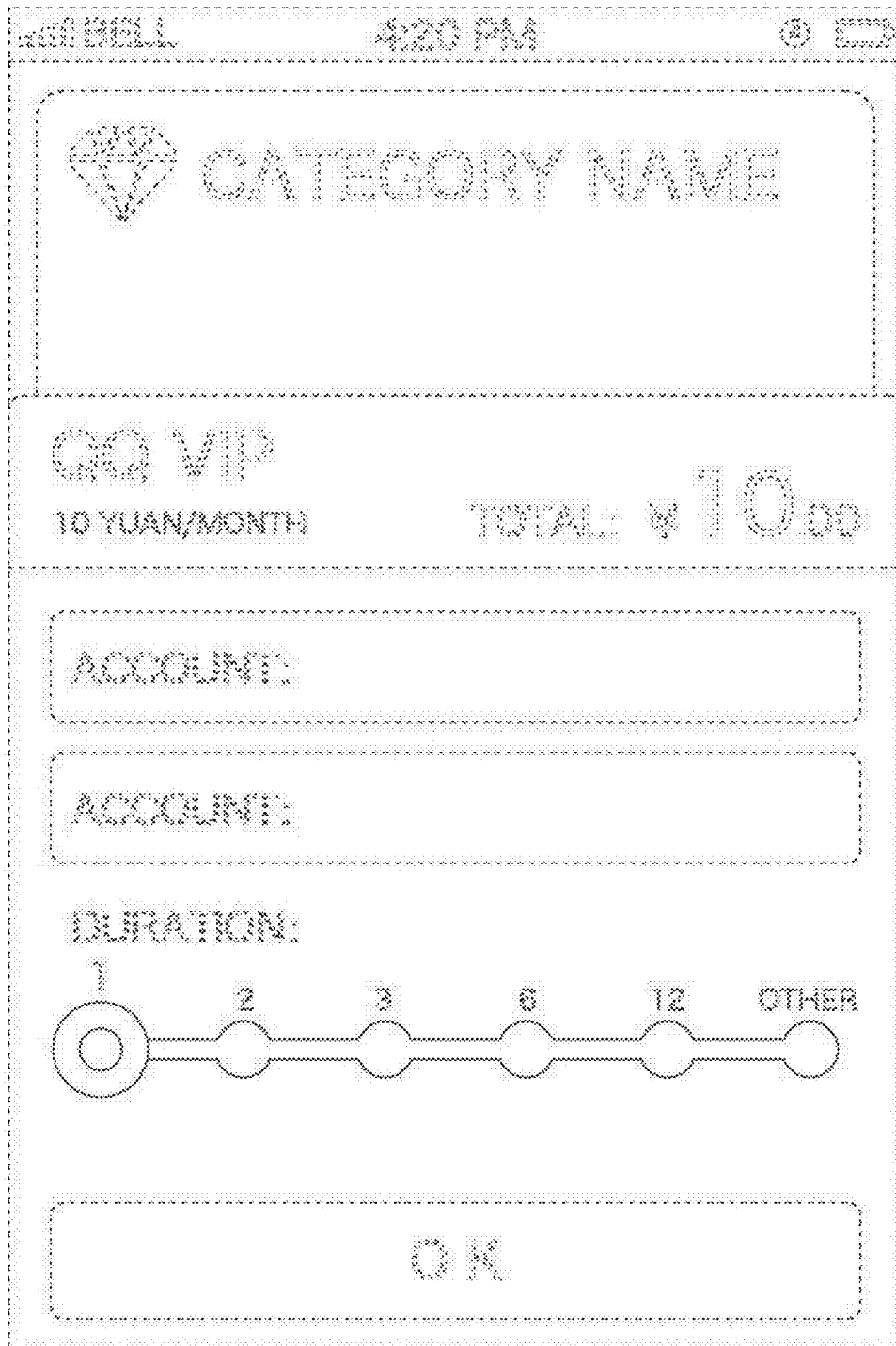


FIG. 1

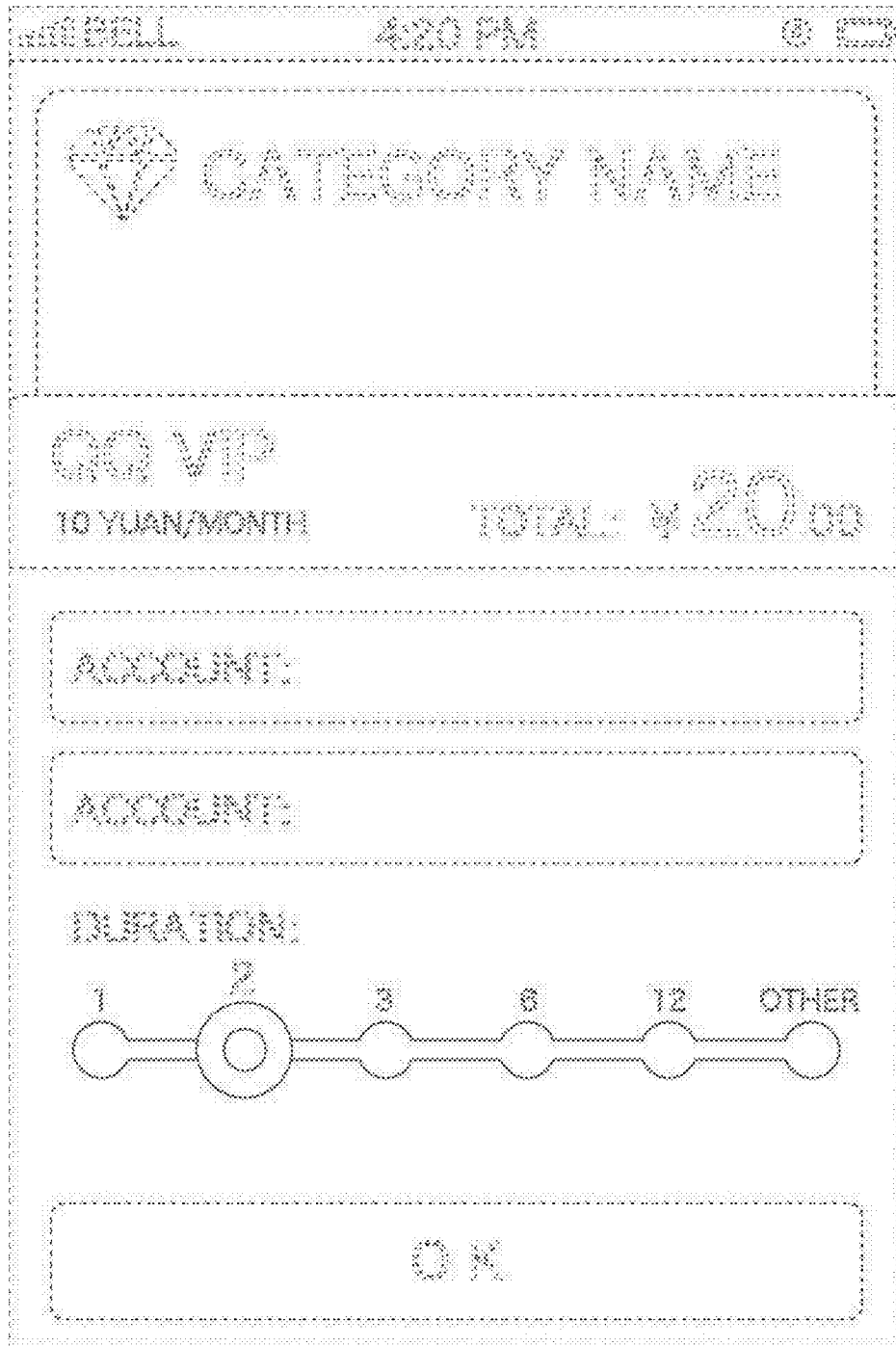


FIG. 2

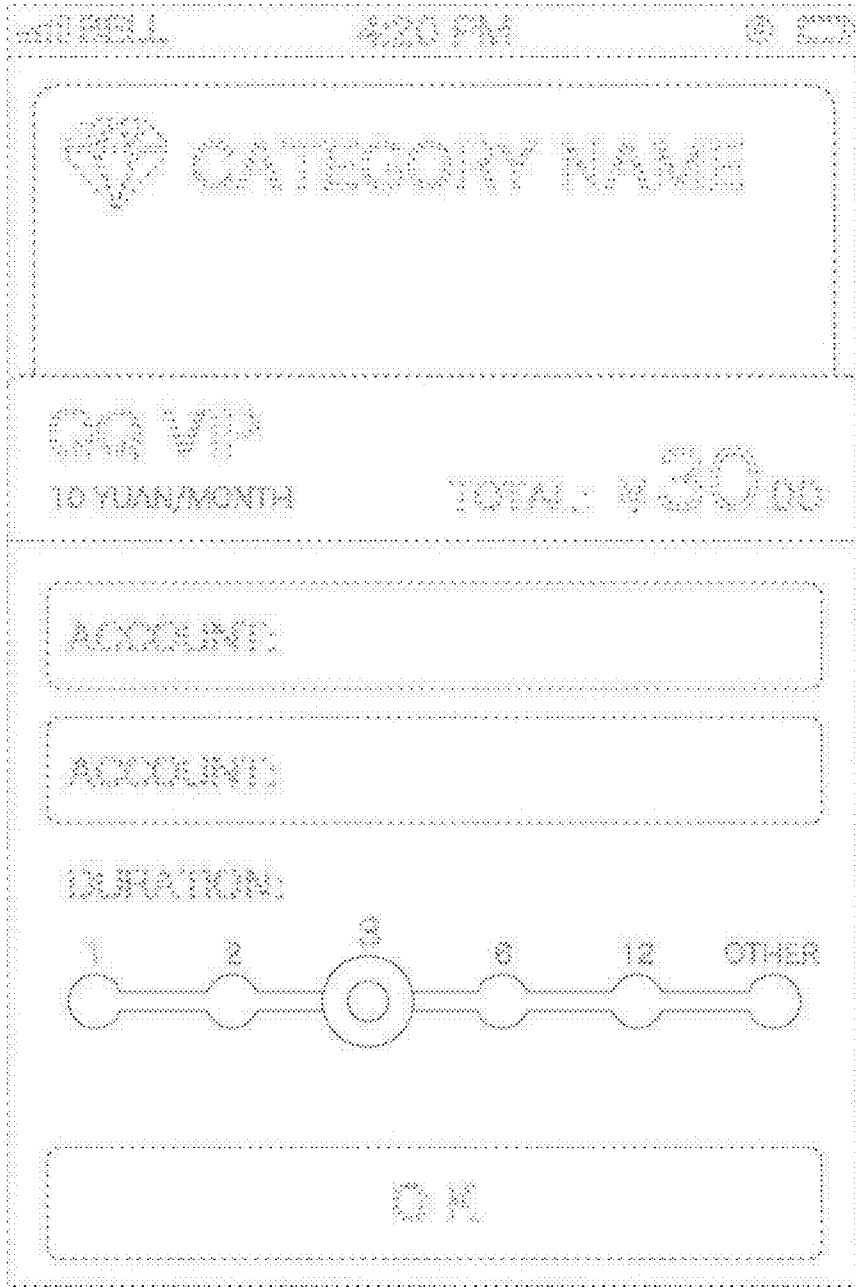


FIG. 3

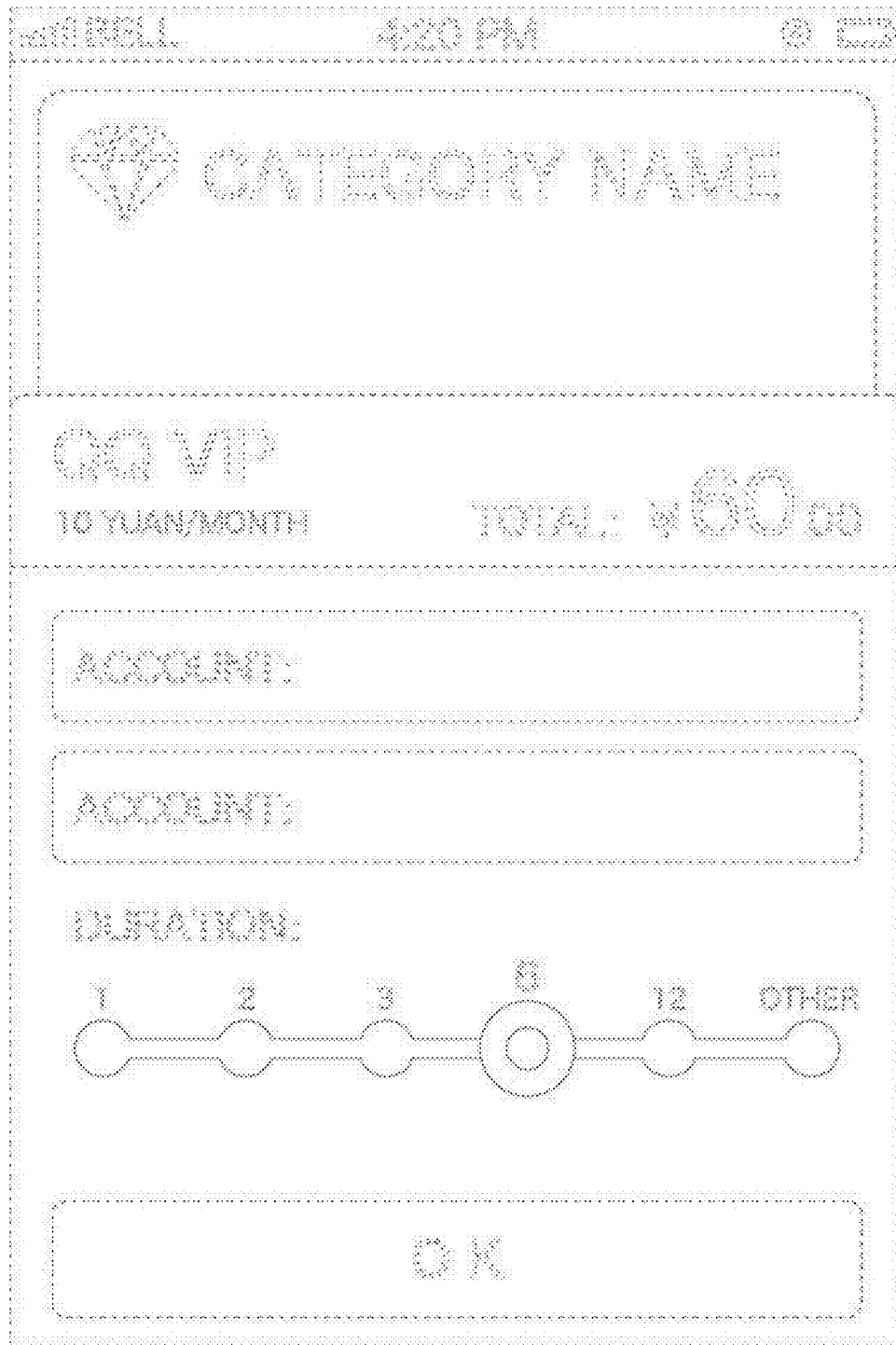


FIG. 4

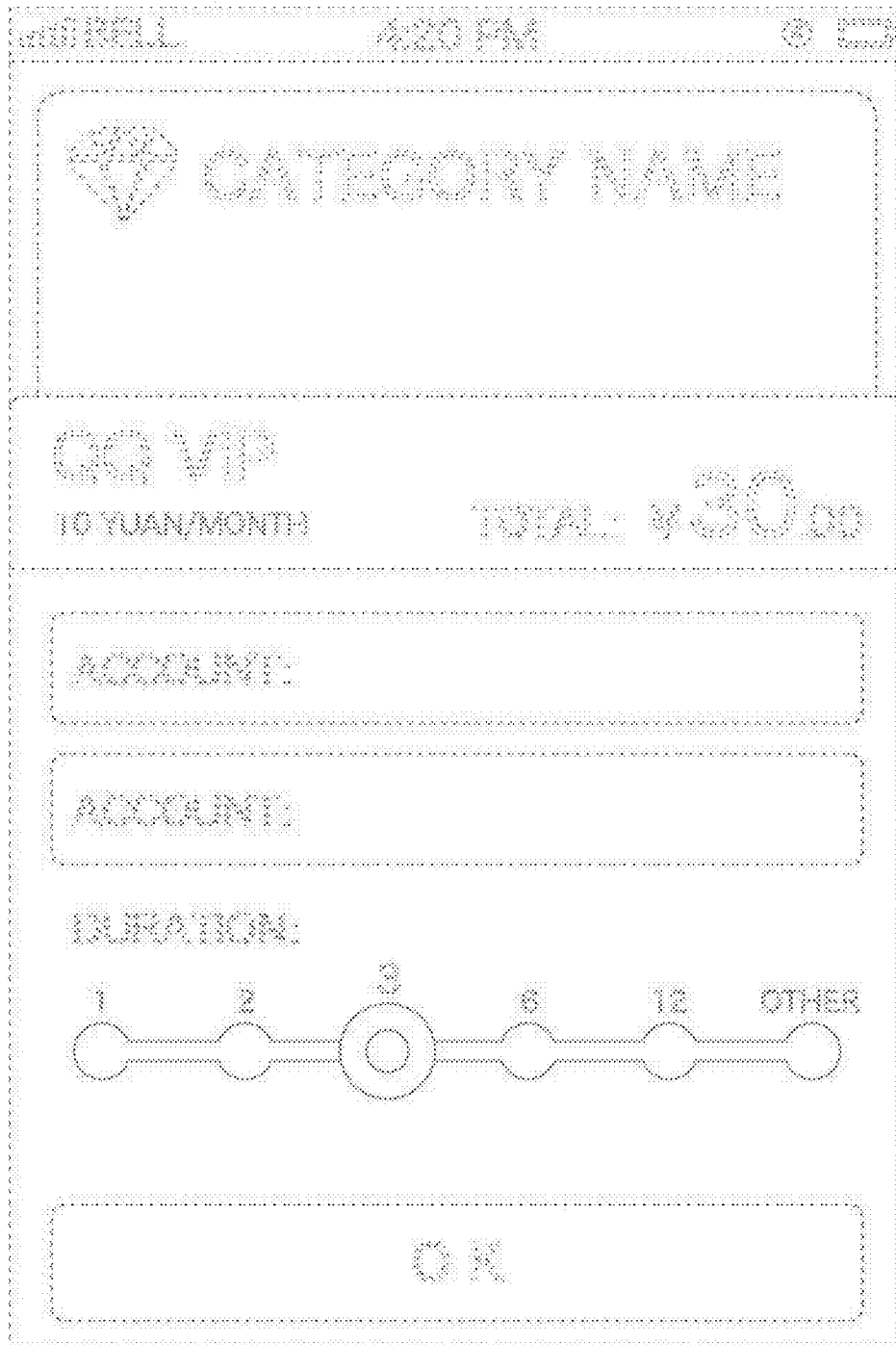


FIG. 5

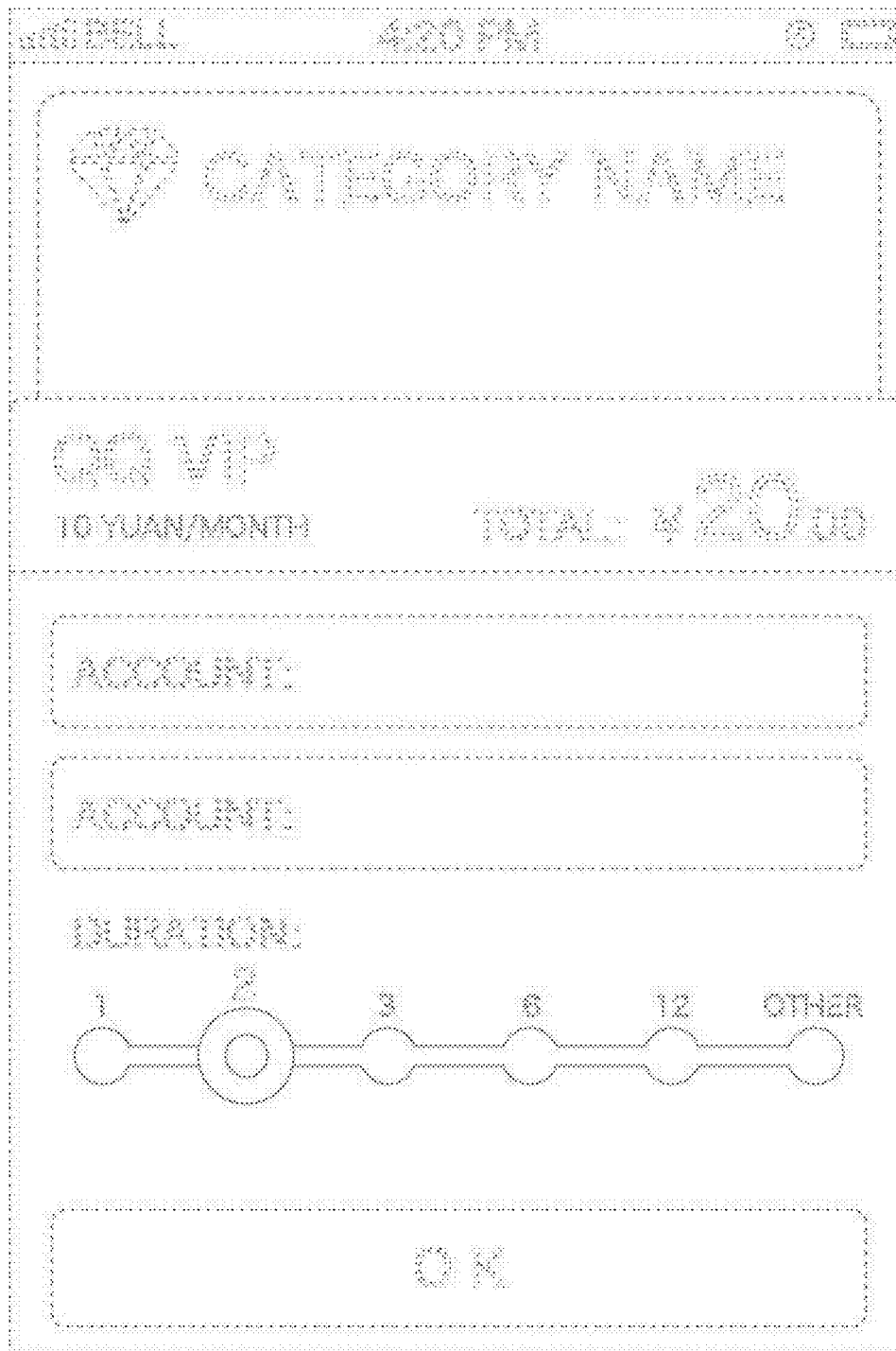


FIG. 6



FIG. 7



FIG. 8



FIG. 9



FIG. 10



FIG. 11



FIG. 12

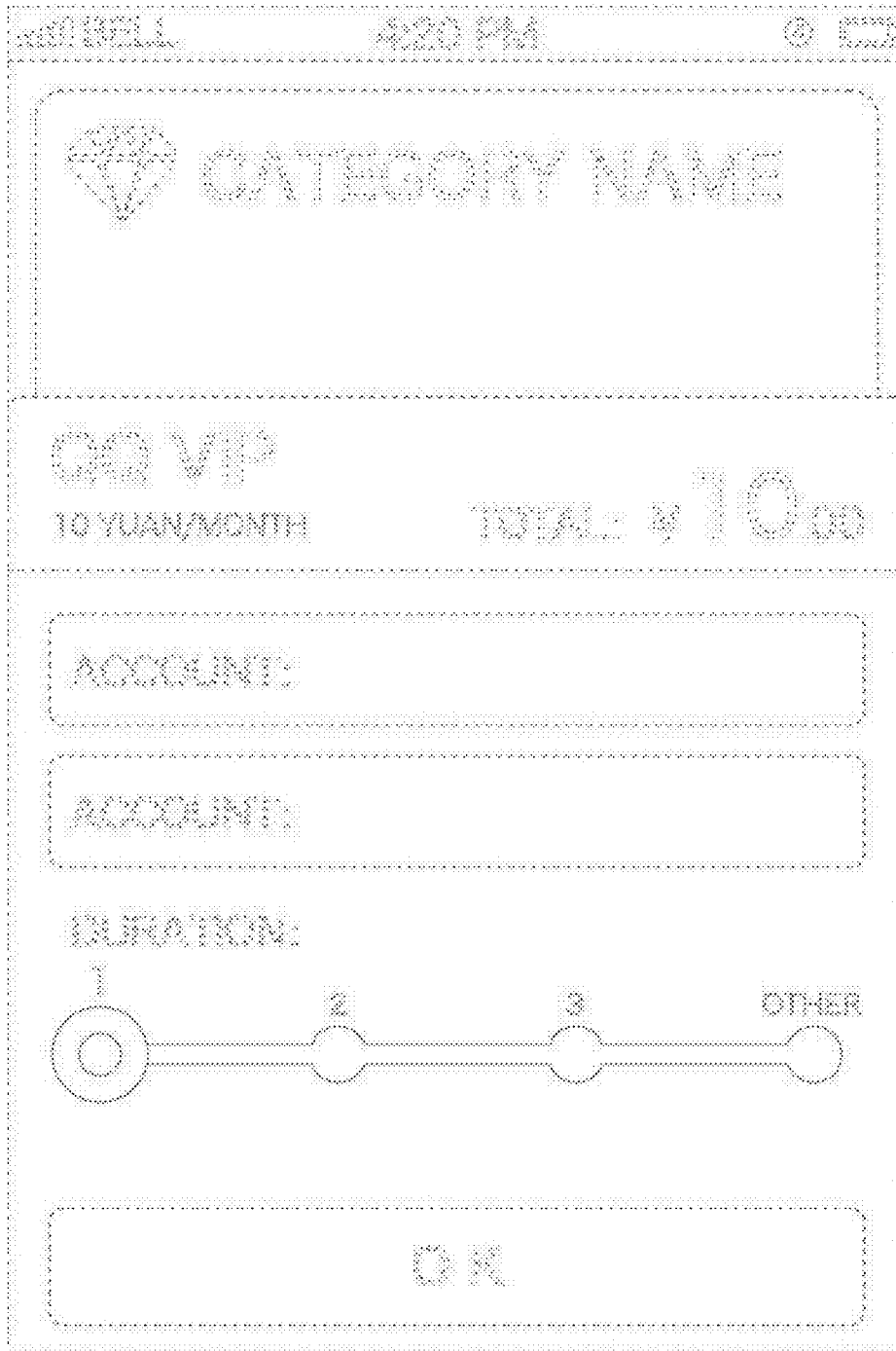


FIG. 13