



US00D407621S

# United States Patent [19]

[11] Patent Number: **Des. 407,621**

Koon et al.

[45] Date of Patent: **\*\*Apr. 6, 1999**

[54] **MULTIFUNCTION TOOL**

*Primary Examiner*—Martie K. Holtje  
*Attorney, Agent, or Firm*—Gregory Garmong

[75] Inventors: **Jack Koon; Stephen Hull**, both of San Diego; **Thomas A. Gaboury**, El Cajon, all of Calif.

[57] **CLAIM**

The ornamental design for a multifunction tool, as shown and described.

[73] Assignee: **Buck Knives, Inc.**, El Cajon, Calif.

[\*\*] Term: **14 Years**

**DESCRIPTION**

[21] Appl. No.: **82,645**

FIG. 1 is a top plan view of a multifunction tool in a closed condition showing our new design;

[22] Filed: **Jan. 27, 1998**

FIG. 2 is a bottom plan view;

[51] **LOC (6) Cl.** ..... **08-05**

[52] **U.S. Cl.** ..... **D8/105; D8/55; D8/52**

FIG. 3 is a left side elevational view, the right side being a mirror image thereof;

[58] **Field of Search** ..... D8/51, 52, 55, D8/105, 106; 7/125, 126, 127, 128, 129, 131, 132, 118, 165, 168; 30/153, 162; 81/177.2, 177.6, 427.5, 177.1

FIG. 4 is a front elevational view;

FIG. 5 is a rear elevational view;

[56] **References Cited**

**U.S. PATENT DOCUMENTS**

D. 368,634	4/1996	Frazer	.....	D8/105
D. 382,182	8/1997	Seber et al.	.....	D8/55
D. 384,872	10/1997	Yeh	.....	D8/105
D. 392,519	3/1998	Hung	.....	D8/105 X
4,744,272	5/1988	Leatherman	.....	81/177.6
5,062,173	11/1991	Collins et al.	.....	7/118
5,267,366	12/1993	Frazier	.....	7/128

FIG. 6 is a top plan view in an opened condition;

FIG. 7 is a left side elevational view of FIG. 6, the right side being a mirror image thereof;

FIG. 8 is a bottom plan view of FIG. 6;

FIG. 9 is a rear elevational view of FIG. 6;

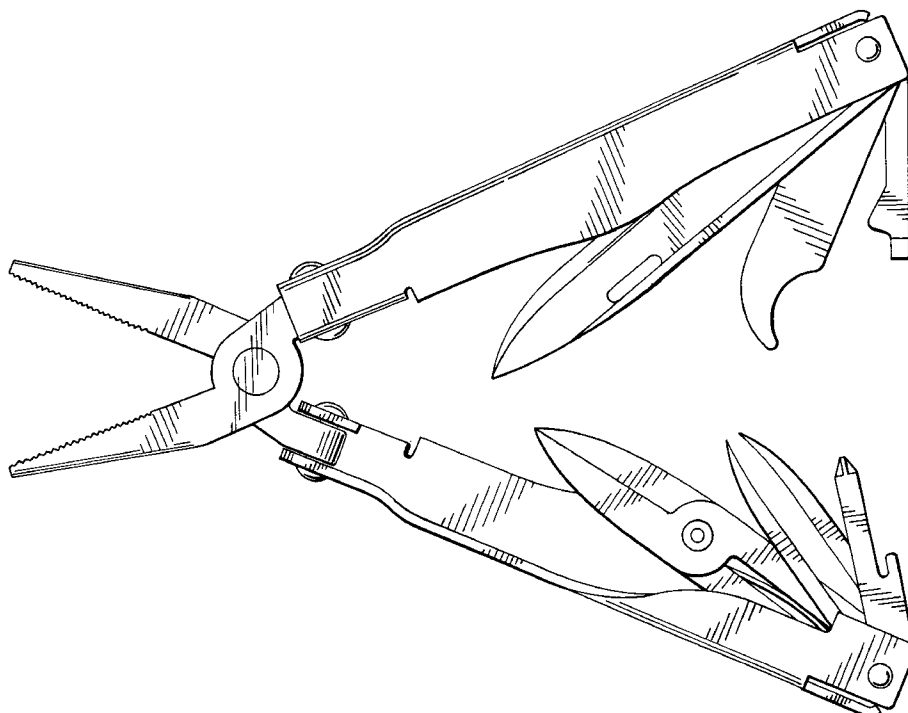
**OTHER PUBLICATIONS**

Hoffritz Holiday Catalog, p. 24, see multiuse tool—page center #24C, 1988.  
Yorkcraft Master Tool advertisement see multi-use tool top of page, May 1993.

FIG. 10 is a fragmentary top plan view of an alternate embodiment of the pliers jaws seen in FIG. 6; and,

FIG. 11 is a left side elevational view of FIG. 10.

**1 Claim, 4 Drawing Sheets**



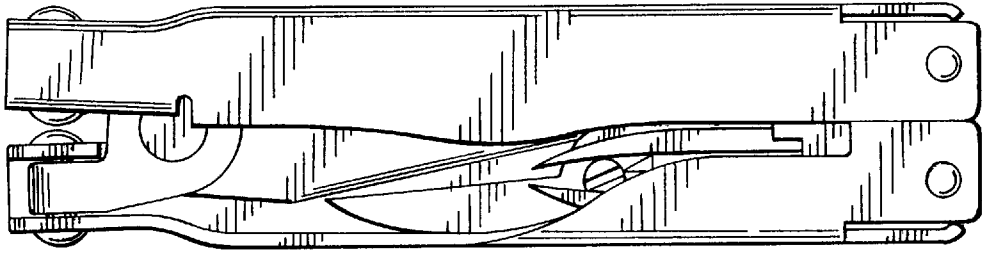


FIG. 1

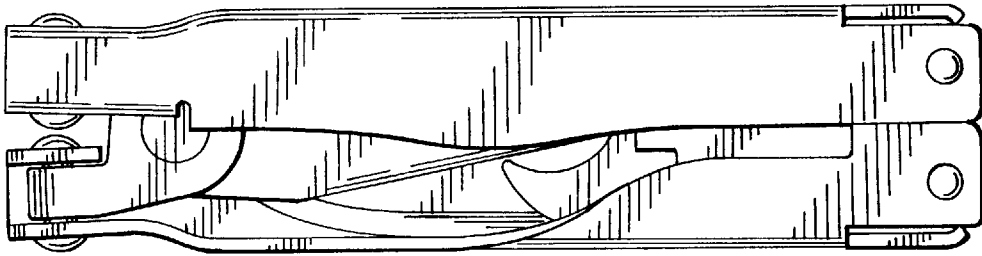


FIG. 2




FIG. 3

FIG. 4

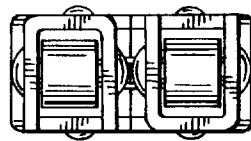
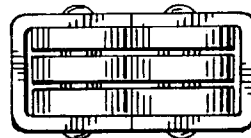


FIG. 5



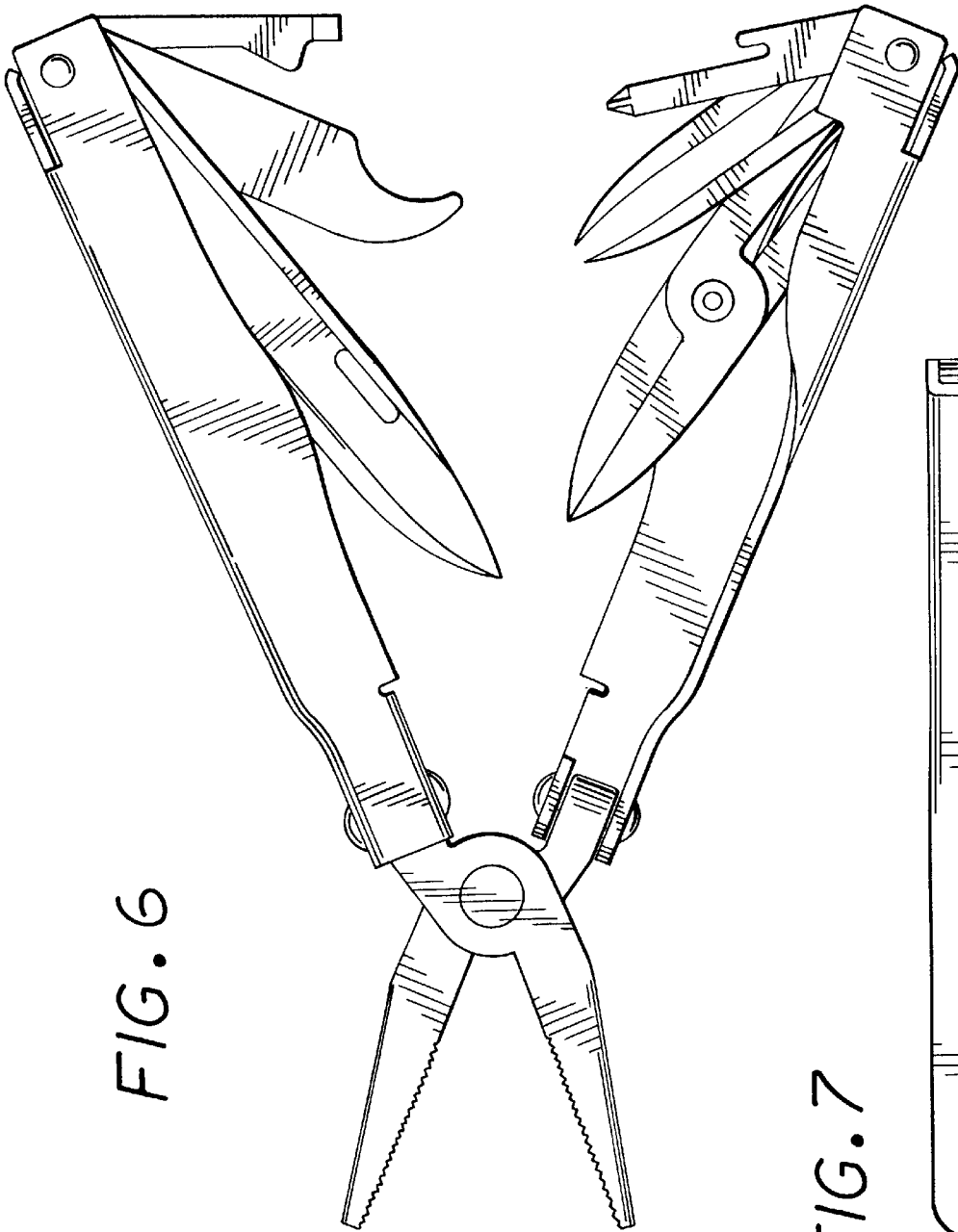


FIG. 6


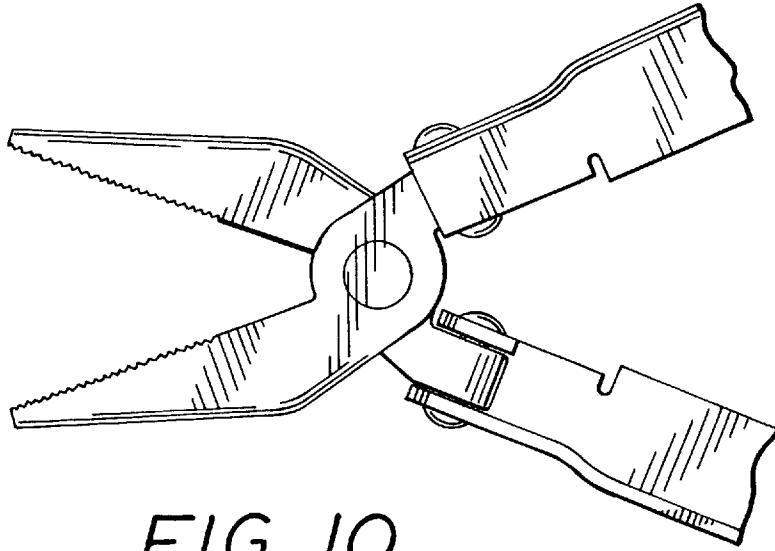



FIG. 7





*FIG. 10*



*FIG. 11*