



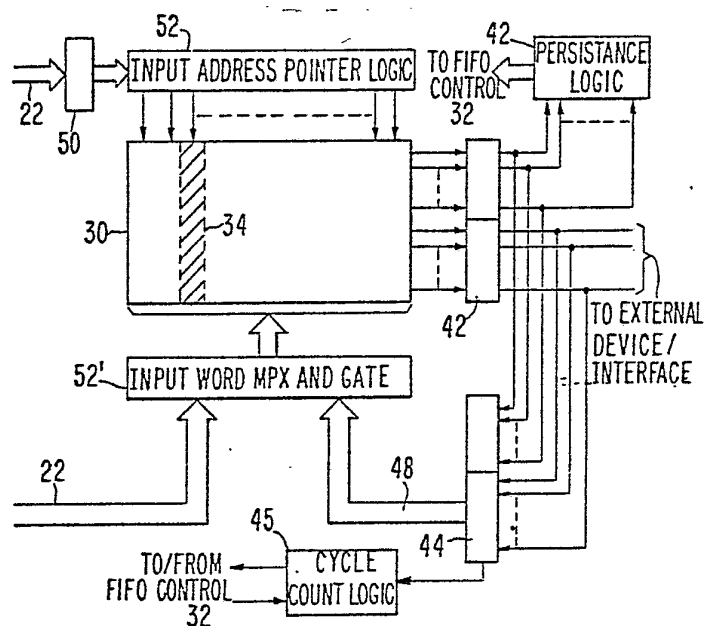
INTERNATIONAL APPLICATION PUBLISHED UNDER THE PATENT COOPERATION TREATY (PCT)

<p>(51) International Patent Classification <sup>3</sup>: G01N 27/00</p>	<p>A1</p>	<p>(11) International Publication Number: WO 81/01881</p> <p>(43) International Publication Date: 9 July 1981 (09.07.81)</p>
<p>(21) International Application Number: PCT/US80/01661</p> <p>(22) International Filing Date: 8 December 1980 (08.12.80)</p> <p>(31) Priority Application Number: 107,106</p> <p>(32) Priority Date: 26 December 1979 (26.12.79)</p> <p>(33) Priority Country: US</p> <p>(71) Applicant: VARIAN ASSOCIATES, INC. [US/US]; 611 Hansen Way, Palo Alto, CA 94303 (US).</p> <p>(72) Inventor: BERKOWITZ, Edward, Howard; 3633 Ramona Circle, Palo Alto, CA 94306 (US).</p> <p>(74) Agent: BERKOWITZ, Edward, H.; Varian Associates, Inc., 611 Hansen Way, Palo Alto, CA 94303 (US).</p>		<p>(81) Designated States: DE (European patent), FR (European patent), GB (European patent), JP.</p> <p><b>Published</b> <i>With international search report</i></p>

(54) Title: FEEDBACK FIFO FOR CYCLIC DATA ACQUISITION AND NMR INSTRUMENT CONTROL

**(57) Abstract**

Cyclic instrument control and data acquisition functions which are critically dependent upon synchrony are directed from a computer based system including a FIFO buffer (30) adapted to feedback the most recently active word from its output register (36) and re-store said word at a corresponding sequential position (34) in the FIFO queue. To accommodate complex and interleaved control and data acquisition cycles, each FIFO word has a state portion for commanding external devices, a persistence portion for specifying the duration of selected state active in the FIFO output buffer for a desired persistence interval, and a repetition portion for specifying the number of consecutive discrete repetitions of the currently active state-persistence datum at the output of the FIFO. Termination of the cyclic sequence is accomplished at the expiration of a preselected number of complete cycles. The FIFO input address is selected automatically in accord with the number of words comprising a single complete sequence of instrument control/data acquisition functions.



***FOR THE PURPOSES OF INFORMATION ONLY***

Codes used to identify States party to the PCT on the front pages of pamphlets publishing international applications under the PCT.

AT	Austria	KP	Democratic People's Republic of Korea
AU	Australia	LI	Liechtenstein
BR	Brazil	LU	Luxembourg
CF	Central African Republic	MC	Monaco
CG	Congo	MG	Madagascar
CH	Switzerland	MW	Malawi
CM	Cameroon	NL	Netherlands
DE	Germany, Federal Republic of	NO	Norway
DK	Denmark	RO	Romania
FI	Finland	SE	Sweden
FR	France	SN	Senegal
GA	Gabon	SU	Soviet Union
GB	United Kingdom	TD	Chad
HU	Hungary	TG	Togo
JP	Japan	US	United States of America

-1-

FEEDBACK FIFO FOR CYCLIC DATA ACQUISITION AND NMR INSTRUMENT  
CONTROL

5        This invention pertains to instrumentation for  
cyclic instrument control and data acquisition and  
particularly to the data acquisition and control  
aspects of Fourier transform NMR spectroscopy  
apparatus.

Background of the Invention

10        FT-NMR spectroscopy is acutely dependent upon  
modern real time data acquisition methods. A  
computer based system is dictated by the multiple  
requirements for control of the spin excitation  
process, monitoring of system operating parameters,  
15    response to operator intervention, acquisition  
of time domain data, time averaging of such data,  
Fourier transformation operations on the data and  
subsequent data reduction. Accordingly, consider-  
able burden is placed upon any single processing  
20    unit to accommodate all of these functions while



-2-

maintaining the necessary data acquisition rate with required synchrony.

The most recent prior art approach to this problem segregates functions in a multiple processor system linked by a common bus and sharing access to a common memory. One of such processors is a special purpose acquisition processor dedicated to commanding the pulse sequence of the spectrometer, monitoring the spectrometer parameters, commanding data conversion by the ADC, and performing time averaging operations on the acquired data. The general purpose processor functions as a host interpreting keyboard commands for general operating purpose and serving to operate upon frequency domain data for desired data reduction, performing Fourier transformation of the time averaged data to the frequency domain, and performing display and output operation. The various functions are accommodated by linked but otherwise independent processors. To assure synchrony in the acquisition of time domain data and to satisfy the various demands upon it, the system is structured upon a priority interrupt organization. This system is especially characterized in the manner in which the acquisition processor, by its structural coupling with the spectrometer, avoids overlap between spectrometer control and data acquisition functions. This is accomplished in part by stacking a series of commands in an advancing sequence buffer. (The advancing sequence buffer comprises a plurality of serially communicating registers for advancing a sequence of digital words toward an output buffer. Thus the advancing sequence buffer is known as a "first in-first out" or FIFO buffer.) Each command word comprises an operation portion and a persistence time portion. The internal FIFO advance signal is



-3-

then controlled by a timing means which decodes the persistence time portion and maintains the currently active command word at the output register of the FIFO for the specified persistence time. At the

5 termination of the currently active persistence interval, the FIFO content is then advanced. This technique permits the acquisition processor to accommodate certain of its nonsynchronous functions during the autonomous operation of the FIFO. More

10 important, the synchrony of commands to the spectrometer is carefully preserved during the operational discharge of FIFO content. This apparatus is the subject of U.S. Serial No. 907,650, commonly assigned with the present invention.

15 The above-referenced apparatus preserves synchrony and frees the acquisition processor only for the period jointly defined by the number of command words accommodated by the FIFO and by the respective persistence times of such words. Because

20 the number of transient waveforms may be large, the number of samples defining each waveform also quite large, and the number of excitation and auxiliary commands indefinite, the above-described prior art apparatus requires frequent servicing of the FIFO

25 by the acquisition processor. Consequently, the interrupt rate at the acquisition processor, although reduced (over a conventional priority interrupt organized system), may still be quite high and require substantial penalty in the software

30 for accommodating the various levels of priority required.

Sequence buffers which operate on a first in-first out principle have been known in the computer art for many years for processing serial word strings

35 for input-output operations. Such applications have



-4-

been addressed to such aspects as matching disparate information processing rates of the digital processor and the communicating peripheral device for strings of arbitrary length.

5        Shift registers are another class of apparatus in which a number of parallel bits are subject to serial advance or retard. Shift registers are also known in a form wherein the output is fed back to the input of the register to sequentially process  
10 the individual bits of a digital word. These structures are employed for parallel to serial transformation, arithmetic operation or single bit string manipulation in the prior art.

#### Summary of the Invention

15        It is an object of the invention to improve the efficiency of a system for concurrent data acquisition and control of instrument parameters of a Fourier transform spectrometer, or like instrument for which the acquisition data requirements are  
20 cyclic in nature.

      In one feature of the invention, a queue of command words specifying the series of states of the apparatus and the persistence time of such states is transmitted to a FIFO buffer for sequential  
25 advancement toward the output register of the FIFO.

      In another feature of the invention, each state-specifying command word further includes a portion defining the number of repetitions for consecutive executions of said command and means are  
30 provided to accomplish the repetition of the command word for its specified persistence times.

      In still another feature of the invention, at the conclusion of the repetition count, the command



-5-

which has been most recently executed at the FIFO output is returned to a corresponding position in the queue, whereby an endless loop of commands rotates through said FIFO output register.

5        In again another feature of the invention, the FIFO is provided with means for selecting the input address of the FIFO for storing a word therein at the physical end of the queue and transfer means are provided for transferring the word currently active  
10 at the output of the FIFO to the selected input position whereby a FIFO of given physical word capacity is adapted to accommodate a logical sequence of words fewer in number compared to the maximum FIFO capacity.

15        In still yet another feature of the invention, means are provided to specify a desired number of rotations of the queue through the FIFO output and termination means act in accordance therewith to conclude the acquisition of data for the currently  
20 existing measurement.

      In another feature of the invention, the persistence time portion for a particular command state and the state specifying portion for such command state reside in successive FIFO words whereby  
25 the initialization of persistence time controlling apparatus may be carried out prior to the gating to the output register of the corresponding command state specifying portion.

#### Brief Description of the Drawings

30        FIG. 1 is a block diagram of a data acquisition system employing the invention.

      FIG. 2 is a block diagram of one embodiment of the FIFO of the present invention.



-6-

FIG. 3a shows one choice of word format for an NMR system of the present invention.

FIG. 3b shows another choice of word format for an NMR data system of the present invention.

5 Description of the Preferred Embodiment

FIG. 1 exemplifies the present invention applied to the data acquisition and control functions of a modern Fourier transform NMR spectrometer 1. The latter apparatus is broadly and symbolically typified  
10 by a sample of matter 2 for analysis subject to a magnetic field provided by magnet 3 and magnet controller 3'. One or more RF transmitters 4 and associated modulators and pulse formers 5 are connected to a probe assembly 6 through a multiplexer  
15 7. A receiver 8, also multiplexed to the probe 6, detects resonant signals induced in the sample 2. Wave forms of the transient resonances are digitized by ADC 9. Instrumental variables such as sample temperature, magnetic field-frequency lock conditions  
20 and the like are also monitored and may be altered under computer control to maintain desired constant conditions.

A computer or system of processors 20 is also provided to automatically acquire and evaluate  
25 incoming information from the spectrometer 1 and as well to issue outgoing signals to maintain desired instrumental conditions and to control the data acquisition sequence. By way of example, this may require responding to temperature and field frequency  
30 lock conditions, gating on and off the transmitter and receiver, modulating transmitter signals to realize pulse sequences having desired properties for exciting resonance in the sample, initiating digitization of the resonant signal at precisely





-7-

defined intervals and strobing the result of such digitization to the processor system 20.

Communication between the processor 20 and its environment comprises input-out (I/O) bus 22.

- 5 In addition to controlling the data source (spectrometer 1) and reading data generated by the data source, the prototypical data acquisition system must communicate with mass storage, for example disc memory 24 for storage of large data  
10 arrays, operating system, library and program requirements. In addition, hard copy output must eventually be generated as symbolized by plotter 25 or like device; visual display 26 allows monitoring of the progress of the experiment during acquisition  
15 to correct errors, select operating conditions, or to alter the course of the experiment as appropriate after early inspection of the data. Keyboard 23 is also connected to the I/O bus 22 to provide means to carry out desired alterations of the course of the  
20 experiment, to schedule sequences of operations, provide required numerical parameters and the like.

- A plurality of separate functions as represented by the above discussion are accommodated by requiring the computer to respond to each function according to  
25 some predetermined priority hierarchy. Thus a key stroke on keyboard 23 may generate a low priority signal to which the attention of the computer may be delayed without loss of data for some period because the human intervenor does not generate data through  
30 the keyboard at a rate requiring more immediate attention. On the other hand, disc file 24 may require the computer to respond within some tens of microseconds for acceptance of data from the disc file or like mass storage. Response to "data ready  
35 for input" conditions from the ADC 9 may demand a



-8-

response time substantially shorter than the inverse sampling rate which could reach magnitudes of order 10 MHz. Commands to initiate sampling of a wave form  $U(t)$  at precise values of time,  $t$ , require  
5 very high priority to assure availability of the computer to establish control of the variable  $t$  within the desired tolerance (of the order of tens of nanoseconds). All of these diverse hierarchical functions are achieved by priority interrupt system  
10 28 responsive to interrupt signals originating in an external device and transmitted over the I/O bus 22. In response to any interrupt of higher priority than the task currently in progress, software operates to store the status of the system and initiate the  
15 present higher priority task at the conclusion of which the next lower priority task is resumed. Thus, a considerable number of steps are required at each interrupt. As thus described, this corresponds to a conventionally organized data  
20 acquisition system. The present invention is directed to reducing the interrupt rate for a certain class of interrupts and thereby to decouple those tasks from the routine stream of interrupt activity. Thus the burden for interrupt service and  
25 the concomitant housekeeping activities required is strongly reduced for computer system 20.

This is accomplished in the present invention by a portion of the control interface 29 as hereinafter described. The central member of this  
30 functional block is FIFO buffer 30 and associated control logic 32. The FIFO is a known sequence buffer which has an input register 34 and an output register 36. A sequence of digital words presented to the FIFO 30 are stored in successive locations of  
35 the FIFO and FIFO control logic 32 generates command



-9-

pulses which advance the content of the successive FIFO addresses from input buffer 34 to output buffer 36. Such control logic also generates status signals and controls input to the buffer 30.

- 5       As in the previously referenced U.S. Serial No. 907,650, the digital word processed by FIFO 30 comprises a command, or state portion to select the state of spectrometer 1 and a persistence portion which specifies the duration of the selected state.
- 10   Thus, timer logic 42 receives the persistence portion of the word from data path 46A and initiates a count down in response thereto and at the conclusion of the persistence interval issues a countdown complete signal to FIFO control logic 32. At that point
- 15   the currently active state is terminated and the content of the FIFO is advanced introducing the next sequential work to output register 36, thus initiating a new state and persistence interval at the output register 36. As in the prior art,
- 20   output register 36 communicates via data path 46B directly or through an appropriate interface 40 with spectrometer 1.

- In the present invention the datum currently resident in output register 36 is transferred to
- 25   input register 34 over data path 47, 47', 48 in cooperation with logic sub unit 44. The use of this feature of the invention permits complex sequences of commands to be accommodated within a FIFO of modest maximum capacity. As one of its functions
- 30   logic sub unit 44 includes means for counting the number of times a full sequence of command words rotates through output buffer 36. Logic 45 processes initialization of the rotation count from bus 22 and provides the necessary status signals to reflect the
- 35   condition of the system. Where the entire sequence



-10-

is retained within the FIFO this feature permits repetition of the sequence for a preset number of resonance excitations, terminating the present measurement. Alternative means for terminating the

5 FIFO operation through a halt command is realized by insertion of an appropriately coded control word which is interpreted by timer logic 42 to halt the FIFO and set a status bit to so indicate to the data acquisition logic.

10 It has been noted above that the sequence length is assumed to be less than the maximum FIFO capacity. It will also be noted that the maximum FIFO capacity is not necessarily a multiple of a particular selected repetitive command sequence.

15 Although the invention is easily understood on such an assumption, the general case requires a variable length sequence of command words to accommodate flexibility of experiments. This can be accomplished with a conventional FIFO structure but a limitation

20 is introduced in the form of the propagation time from the input register of the FIFO to the end-of-queue, or first available address of the FIFO. In view of the above considerations, a variable length FIFO is preferred. A representative such device

25 is symbolically described in FIG. 1 and 2. The FIFO length is initialized by data received on input 22 which is latched in a portion 50 of FIFO control logic 32 to define a pointer to the FIFO address which is to receive input and to disable FIFO words

30 not comprehended between the output register and the selected input address. FIFO 30 and FIFO control 32 are substantially conventional in organization except that the FIFO is adapted by straightforward gating means (input address pointer logic 52 and input word

35 multiplexer 52') to provide selectable length under



-11-

control of the processor during the initialization and cyclic operation. During ordinary (cyclic) operation the FIFO control 32 issues a strobe pulse to the FIFO 30 to advance the sequence of words by  
5 transferring each word to the next adjacent FIFO address. The strobe pulse is commanded from a countdown timer contained within persistence logic 42. Persistence logic 42 decodes the persistence portion of the command word as it is strobed to  
10 output register 36 and initiates a countdown. When the countdown reaches zero, a signal to FIFO control 32 initiates the next FIFO advance strobe pulse. Persistence logic 42 also detects a legal halt (for example, a maximum or a minimum persistence  
15 time code) and sets a FIFO halt flag to so inform the processor, symbolically indicated by status register 48.

The implementation of a sequence of control words which exceeds the maximum capacity of the FIFO  
20 requires partial operation in a non-feedback mode more fully described in co-pending U.S. Serial No. 907,650. Thus, operation in this partial non-feedback mode does not result in transfer of the content of output buffer 36 to the FIFO input  
25 to maintain the sequence. In this mode, imminent FIFO underflow is indicated by a status bit which initiates an interrupt to the processor 20 for reloading the FIFO 30 with the next required word of the command word sequence. In this mode of  
30 operation the control word repetition feature of the present invention is operative to reduce the interrupt rate by maximizing in the FIFO 30 the number of discrete command steps to be realized by the spectrometer 1. A simple example is apparent in  
35 the use of the repetition feature of the present



-12-

invention to completely specify in a single word the entire set of commands to an ADC to initiate data conversion and the precise repetition frequency thereof. (In digitization of a complex waveform for Fourier decomposition, the waveform must be sampled a large number of times at precisely spaced times.) The present invention significantly improves the capability of the data acquisition/control structure of co-pending U.S. Serial No. 907,650 in that non-redundant and cyclic operations may be conveniently joined. For example, it may be desired to repetitively execute a subset of states within a given measurement. The simple repetition of the data conversion operation described above may include in some instances a more complex subset of instructions including data conversion of a single point, such subset to be repeated for the large number of discrete data points necessary to characterize the desired time domain data.

Turning now to FIG. 3a, there is shown one representative choice of format for a 32 bit FIFO output word. A persistence interval is specified with a timing count subfield comprising 10 bits and a time base subfield of 4 bits. The time base subfield supplies a power of ten which multiplies the timing count subfield. (The particular word division and bit allocation is illustrative only.) The remaining group of 18 bits are divided between specifying both the state of the apparatus and the number of repetitions. The allocation of bits for state specification is dependent upon the possible number of distinctive substates which are concurrently compatible. Ordinarily, an FT-NMR system is susceptible to a very few concurrently specified substates which this basis, easily divided



-13-

into two independent command groups along the lines of Table 1 (the commands of Table 1 are illustrative only and a detailed explanaton thereof is not essential to understanding the present invention. A 5 bit subfield is sufficient to specify any one of the desired operands. FIG. 3a illustrates such a choice wherein one bit of a 5 bit operand sub-field is available to designate either of two such command groups. The remaining 4 bits can specify up to 16 combinations of the 8 substates available in either group. Thus, a limited degree of micro-programmability is available while a substantial area for non-compatible substate superpositions (errors) is eliminated. In the prior art a 16-bit subfield was allocated to the specification of output commands. In such case the functions were allocated on a dedicated bit-per state basis permitting the concurrent specification of up to 16 substates from the 16-bit field where in fact nearly all of the  $2^{16}-1$  possible composite states would be meaningless. For a general apparatus such a large field is, of course, appropriate, although it is not optimum where a substantial portion of mathematically possible combinations, here  $2^{16}-1$ , are not physically compatible.

	Command Group	Command Group
	<u>Bit = 0</u>	<u>Bit = 1</u>
	OBSERV XMTR ON	OBSERVE RCVR
	DECOUPLER ON	ADC CONVERSION START
30	RF 90°	ADC MODE 1
	RF 180°	ADC MODE 2
	MODULATION MODE A	OBSERVE/LOCK
	MODULATION MODE B	QUADRATURE/NO QUADRATURE
	HOMOSPOILING	DECOUPLER 90°
35	DECOUPLER HIGH/LOW	DECOUPLER 180°



-14-

An intermediate choice is shown in FIG. 3(b) where a 10-bit operand field is shown. In such case, and assuming a multiple command group division similar to Table i, there is available a bit-for-function allocation for each of the 8 substates, a group designation bit and an extra bit which could be used to expand the number of groups or the number of functions. In this format a selected operand may well be included in more than one group of operands.

These format choices for the command, or state portion of the word determine the field available for the repetition count field. For the short command field of FIG. 3(a), a larger repetition field is available. Thus, a 13-bit repetition field permits specifying that the current state be repeated up to  $2^{13}-1$  times in addition to the initial statement of the operand. A repetition of zero implies that the currently stated operand is not repeated at the end of the corresponding persistence interval, and the FIFO content is then advanced to deliver the next sequential word to the output register. These long repetition count situations are useful for specifying a corresponding number of successive identical state commands, e.g., conversion commands to the ADC for sampling a time-dependent wave form at precisely delineated intervals, as specified by the persistence interval. It should be noted that for ADC command purposes a pulse is ordinarily delivered to command the ADC as, 5 for example, to reset the ADC, to initiate the conversion and the like, while the persistence interval in that circumstance may be interpreted by the apparatus as an interval between pulses.

For the longer command field of FIG. 3(b) the repetition count field is abbreviated in length





-15-

requiring a logarithmic-linear interpretation. A repetition mode select bit designates whether the 6-bit repetition field,  $n = 0, 1 \dots 2^n - 1$  specifies 0 to 63 repetitions, or on the other hand, the  
5 selection bit may designate that  $n$  is interpreted as  $2^{k-m}$  for long repetition counts, where  $k$  is some convenient maximum exponent and  $m$  is the desired number of bits ( $k > m$ ).

The several portions or subfields described  
10 above do not necessarily reside in the same word. For example, the timing subfield may reside in the next adjacent word with respect to the output register.

Another embodiment of the FIFO based systems  
15 described above lacks a persistent time decoding structure but realizes the persistence selection result from a repetition function. The repetition field is in effect the time counter and the time base is supplied by the processor clock available  
20 over bus 22, or preferably a faster internal FIFO clock. The treatment of the control word as either discrete repetitions or as a state continuously persisting for an interval of  $n$  time units is selected in accord with a prescribed bit of the  
25 command word and implemented within the interface 40.

In one embodiment initialization may take the form of initializing one of dual countdown registers, the remaining one being currently active. At the conclusion of the currently active countdown, the  
30 countdown = 0 and repetition bit in the active state will gate the second countdown on the first countdown off. Where no repetition bit is encountered, the sequence is advanced in straightforward fashion at the termination of the currently active state.



-16-

Another embodiment for achieving persistence selection from repetition is realized in a more general type of sequence buffer wherein bidirectional internal transfer means are provided for either

5 advancing the FIFO content toward the output register 36 or alternatively, transferring the content in the opposite direction by at least one address increment prior to advancing the sequence again toward the output register. In this form, repetition

10 is realized in conjunction with a latched output register 36 wherein register 36 is loaded, the repeat command is decoded (as by a logic unit analogous to unit 42) and the reverse transfer accomplished while the output buffer content is maintained. In this

15 realization, the repetition count field initializes a countdown circuit which maintains the prescribed state in output register 36 until the countdown is complete. At that point, the next strobe pulse advances the sequence of control words transferring

20 the next output word to the output buffer. Because the word now transferred to output buffer 36 is the same word previously shifted into output buffer 36 then returned to the last FIFO address, a countdown flag set by the countdown circuit causes a double

25 transfer forward. Thus, the repeated command is transferred to the feedback path to input buffer 34 for maintaining the sequence.

Although an NMR spectrometer has been selected as the illustrative example for the present invention

30 it will be obvious that any data acquisition system which must issue periodic commands and accept aperiodic interrupts may use the present invention profitably. It will be apparent that many changes could be made in the above method and apparatus

35 and many apparently different embodiments of this



-17-

invention could be made without departing from the  
scope thereof; it is therefore intended that all  
matter contained in the above description and shown  
in accompanying drawings shall be interpreted as  
5 illustrative and not in a limiting sense.



-18-

Claims

1. In an NMR spectrometer utilizing a stored program digital processor for execution of a desired sequence of operations, a first class of said operations directed to controlling the status of said spectrometer and another class of said operations directed to acquiring data from said spectrometer, a digital output sequence buffer apparatus for retaining a plurality of digital words, each word comprising an operand portion for specifying the instantaneous configuration of said spectrometer and a persistence portion for specifying the persistence interval of each said operand, and a repetition portion for specifying the desired number of sequential repetitions of the currently active word,

first means responsive to the persistence portion of said digital word for sustaining the currently active operand for the desired persistence interval,

second means responsive to the repetition portion for re-initiating the currently active operand at the completion of the persistence interval thereof, said second means operative to continue said repetitions until the operand has been repeated for the desired number of repetitions,

third means for advancing the content of said buffer toward an output register of said buffer when the persistence portion of the currently active word has been completed, and means for reintroducing said sequence of instruction words to the input portion of said sequence buffer.



-19-

2. In a sequence buffer comprising an input register, an output register and a plurality of intermediate registers disposed sequentially between said input register and said output register, means  
5 for serially connecting adjacent said register and means for transferring the content of said input register and each said intermediate memory word registers to said registers adjacent thereto in discrete steps toward said output register, each  
10 said word comprising a plurality of bits,

## THE IMPROVEMENT COMPRISING:

feedback means for returning each said digital word to said input register whereby the sequence of information defined by the initial  
15 content of said input register and intermediate memory words is preserved.

3. The sequence buffer of claim 2 comprising sequence counter means for counting the number of cycles of the complete sequential content of said  
20 sequence buffer has been advanced to said output register and returned to said input register and means for halting the operation of said sequence buffer after a predetermined number of cycles.

4. The sequence buffer of claim 2 comprising  
25 persistence control means responsive to a persistence portion of the content said output register for maintaining the content of said output buffer for an interval of time determined by said persistence portion.

30 5. The sequence buffer of claim 2 or 3 comprising repetition control means responsive to a repetition portion of the content of each said memory word for



-20-

repeating the word in the output register by again activating the persistence control means to initiate the specified persistence interval of time.

6. The method of controlling a data acquisition instrument comprising:
- storing a sequence of digital words in a sequence of memory registers, said registers adapted for serial transfer of the contents thereof,
  - propagating said sequence of digital words in serial fashion along said sequence of registers, said propagation including transfer from a final register to one output register,
  - establishing the state of said instrument in response to a first portion of the content of said output register,
  - maintaining the state of said instrument for a time interval determined in response to a second portion of the content of one of said digital words,
  - transferring the content of said output register to an initial one said memory register of said sequence whereby said sequence of digital words is preserved.

7. The method of claim 6 comprising consecutively repeating the step of establishing the state of said instrument a selected number of times specified by a third portion of a digital word of said sequence.

8. The method of claim 6 or 7 comprising:
- counting the number of complete repetition of said sequence of digital words, and



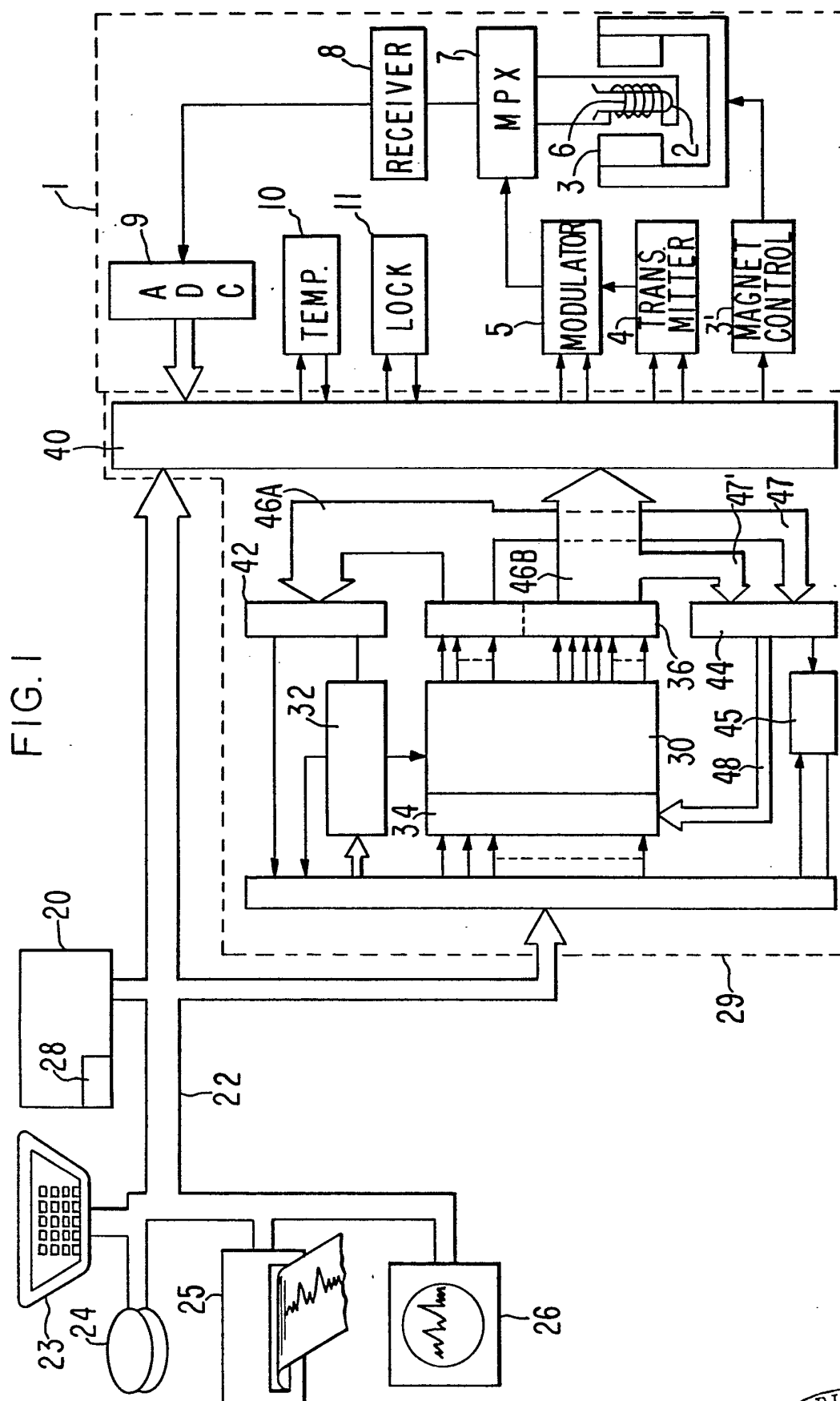
-21-

terminating the operation of said instrument response to the coincidence of said number of repetitions counted with a preselected number.

9. The method of claim 6 wherein said first and  
5 second portions are corresponding portions of adjacent words.
10. The method of claim 6 wherein said first and second portions comprise the identical word.
11. The method of claim 9 or 10 wherein said third  
10 portion resides in the same word as said second portions.

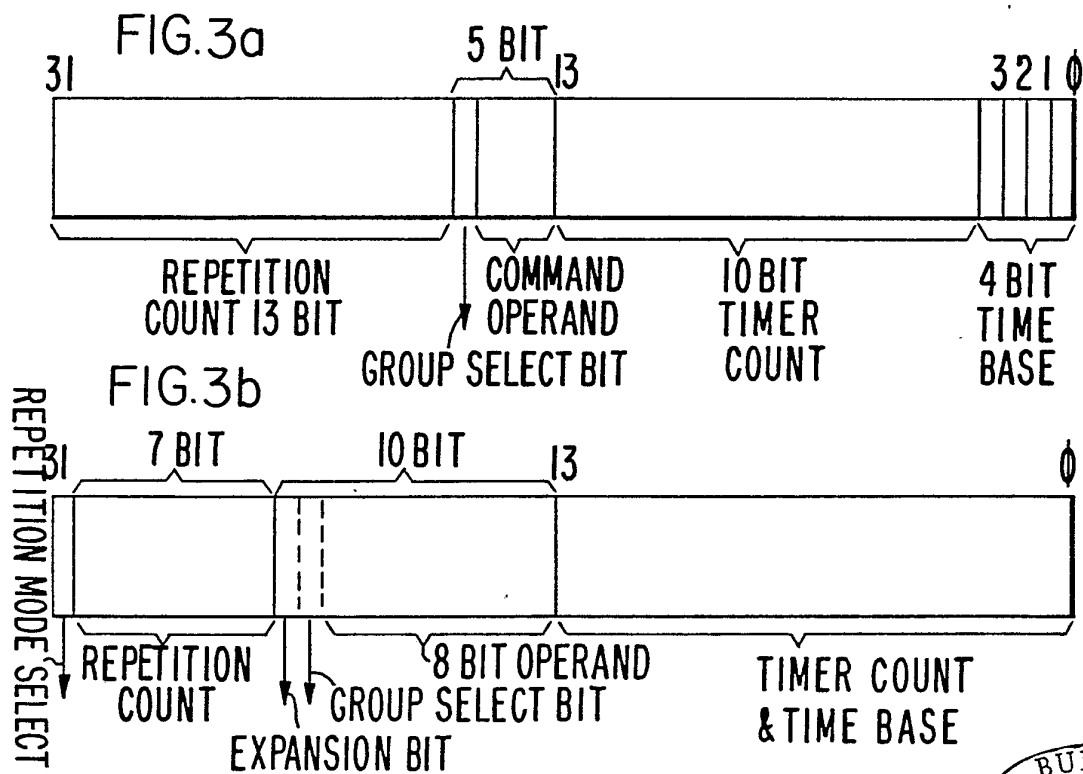
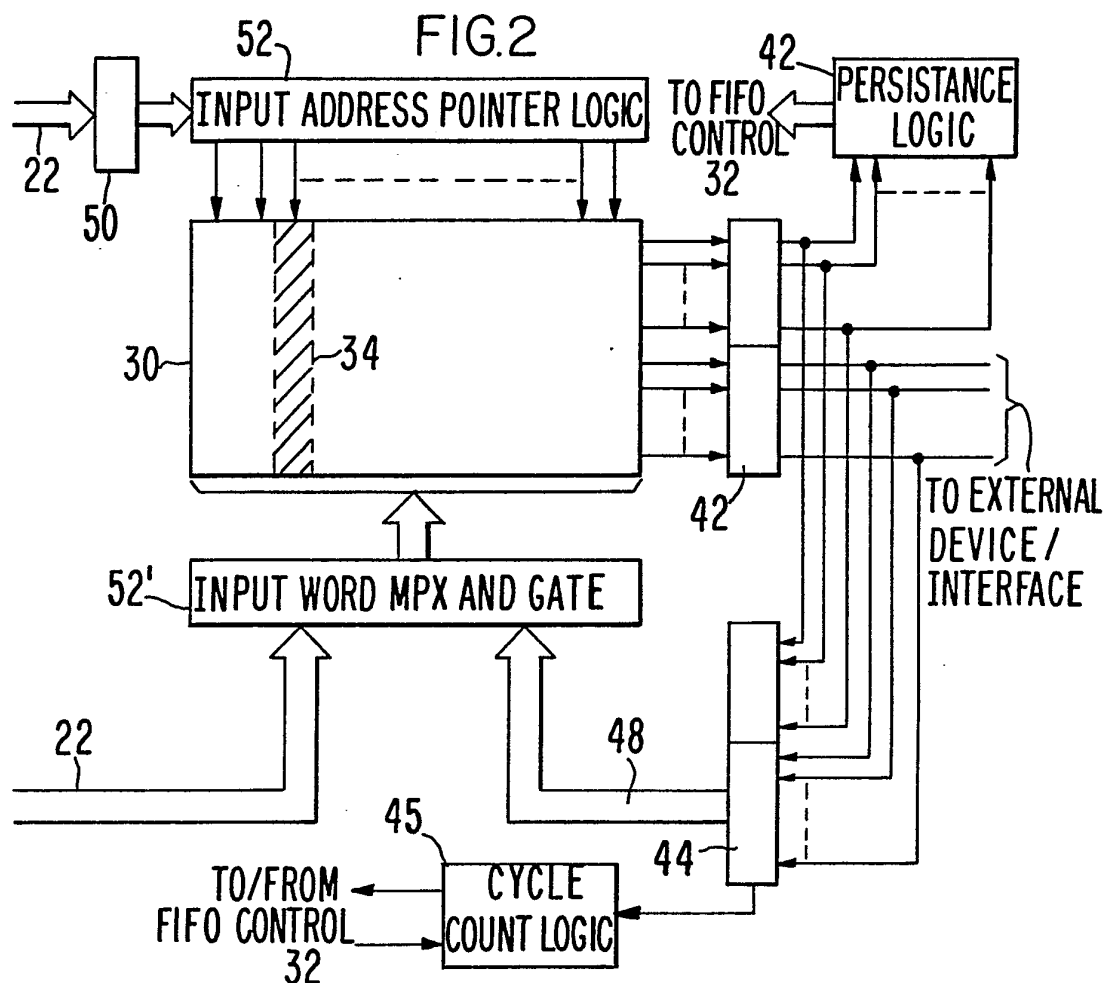


1/2



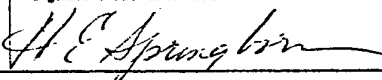


2/2



# INTERNATIONAL SEARCH REPORT

International Application No PCT/US80/01661

<b>I. CLASSIFICATION OF SUBJECT MATTER</b> (if several classification symbols apply, indicate all) <sup>3</sup>		
According to International Patent Classification (IPC) or to both National Classification and IPC		
INT. CL. 3 G01N 27/00		
U.S. CL. 324/307, 312 and Cl. 364/900		
<b>II. FIELDS SEARCHED</b>		
Minimum Documentation Searched <sup>4</sup>		
Classification System	Classification Symbols	
U.S.	CL 324/307, 312; Cl. 364/900, 200	
Documentation Searched other than Minimum Documentation to the extent that such Documents are Included in the Fields Searched <sup>4</sup>		
<b>III. DOCUMENTS CONSIDERED TO BE RELEVANT</b> <sup>14</sup>		
Category <sup>5</sup>	Citation of Document, <sup>16</sup> with indication, where appropriate, of the relevant passages <sup>17</sup>	Relevant to Claim No. <sup>15</sup>
A	U.S., A, 3,674,998 Published 4 July 1972, Benz	
A	U.S., A, 4,065,714 Published 27 December 1977, Hill	
A	U.S., A, 4,115,730 Published 19 September 1978, Mansfield	
P X 1980	U.S., A, 4,191,919 Published 4 March 1980 Haney et al	1
X	U.S., A, 3,792,444 Published 12 February 1974 Spinner	2
X	U.S., A, 4,176,400 Published 27 November 1979 Heckel	2
<p><sup>14</sup> Special categories of cited documents: <sup>16</sup></p> <div style="display: flex; justify-content: space-between;"> <div style="width: 45%;"> <p>"A" document defining the general state of the art</p> <p>"E" earlier document but published on or after the international filing date</p> <p>"L" document cited for special reason other than those referred to in the other categories</p> <p>"O" document referring to an oral disclosure, use, exhibition or other means</p> </div> <div style="width: 45%;"> <p>"P" document published prior to the international filing date but on or after the priority date claimed</p> <p>"T" later document published on or after the international filing date or priority date and not in conflict with the application, but cited to understand the principle or theory underlying the invention</p> <p>"X" document of particular relevance</p> </div> </div>		
<b>IV. CERTIFICATION</b>		
Date of the Actual Completion of the International Search <sup>1</sup>		Date of Mailing of this International Search Report <sup>2</sup>
24 February 1981		27 MAR 1981
International Searching Authority <sup>1</sup>		Signature of Authorized Officer <sup>20</sup>
ISA/US		

## FURTHER INFORMATION CONTINUED FROM THE SECOND SHEET

V. ☐ OBSERVATIONS WHERE CERTAIN CLAIMS WERE FOUND UNSEARCHABLE <sup>10</sup>

This international search report has not been established in respect of certain claims under Article 17(2) (a) for the following reasons:

1. ☐ Claim numbers ....., because they relate to subject matter <sup>12</sup> not required to be searched by this Authority, namely:

2. ☐ Claim numbers ....., because they relate to parts of the international application that do not comply with the prescribed requirements to such an extent that no meaningful international search can be carried out <sup>13</sup>, specifically:

VI. ☒ OBSERVATIONS WHERE UNITY OF INVENTION IS LACKING <sup>11</sup>

This International Searching Authority found multiple inventions in this international application as follows:

Group I-Claim 1, accepted for Class 324, Subclass 312

\* Group II-Claims 2-5, Class 364, Subclass 900

\* Group III-Claims 6-11, Class 364, Subclass 900

1. ☐ As all required additional search fees were timely paid by the applicant, this international search report covers all searchable claims of the international application.

2. ☒ As only some of the required additional search fees were timely paid by the applicant, this international search report covers only those claims of the international application for which fees were paid, specifically claims:

1-5, covering Groups I and II.

3. ☐ No required additional search fees were timely paid by the applicant. Consequently, this international search report is restricted to the invention first mentioned in the claims; it is covered by claim numbers:

## Remark on Protest

☐ The additional search fees were accompanied by applicant's protest.

☒ No protest accompanied the payment of additional search fees.