



US00D700016S

(12) **United States Design Patent**
Filbrun

(10) **Patent No.:** **US D700,016 S**

(45) **Date of Patent:** **** Feb. 25, 2014**

(54) **TRAY SET**

(71) Applicant: **Ronald J. Filbrun**, Sumner, WA (US)

(72) Inventor: **Ronald J. Filbrun**, Sumner, WA (US)

(**) Term: **14 Years**

(21) Appl. No.: **29/440,837**

(22) Filed: **Dec. 27, 2012**

(51) **LOC (10) Cl.** **07-01**

(52) **U.S. Cl.**

USPC **D7/553.1**

(58) **Field of Classification Search**

USPC D3/500-501, 550.1, 553.1-553.6,
D3/553.7-553.8, 549, 584-588, 304;
211/131.1, 163; 206/562-565, 217;
220/555

See application file for complete search history.

(56) **References Cited**

U.S. PATENT DOCUMENTS

D304,658 S *	11/1989	Mattei	D7/505
D326,743 S *	6/1992	Haynes	D30/130
D439,018 S *	3/2001	Fang	D28/77
D486,991 S *	2/2004	Lee	D7/357
D547,127 S *	7/2007	Haughton	D7/555
D573,409 S *	7/2008	Lovett	D7/553.3
D604,992 S *	12/2009	Klein	D7/541
D616,698 S *	6/2010	Lion et al.	D7/357

D645,707 S *	9/2011	Stamper et al.	D7/602
D647,807 S *	11/2011	Golota et al.	D9/737
D648,176 S *	11/2011	Filbrun	D7/501
D648,904 S *	11/2011	Tedaldi et al.	D30/129
D651,048 S *	12/2011	Gold	D7/553.6
D654,230 S *	2/2012	Tedaldi et al.	D30/129
D682,036 S *	5/2013	Filbrun	D7/553.6
D685,613 S *	7/2013	Baez	D7/553.1
D686,460 S *	7/2013	Maggio	D7/553.1

* cited by examiner

Primary Examiner — Kelley Donnelly

(74) *Attorney, Agent, or Firm* — Svendsen Legal, LLC.

(57) **CLAIM**

The ornamental design for a tray set, as shown and described.

DESCRIPTION

FIG. 1 is a top perspective view of a tray set, showing my new design;

FIG. 2 is a top view thereof;

FIG. 3 is a bottom view thereof;

FIG. 4 is a first side view thereof;


FIG. 5 is a second side view thereof;

FIG. 6 is a third side view thereof;

FIG. 7 is a fourth side view thereof; and,

FIG. 8 is a bottom perspective view thereof.

1 Claim, 6 Drawing Sheets



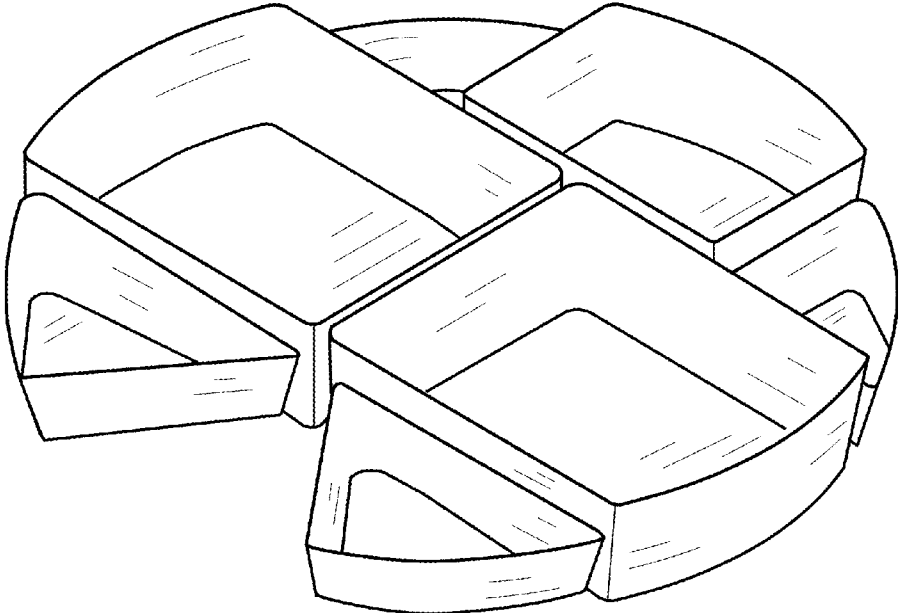


FIG. 1




FIG. 2

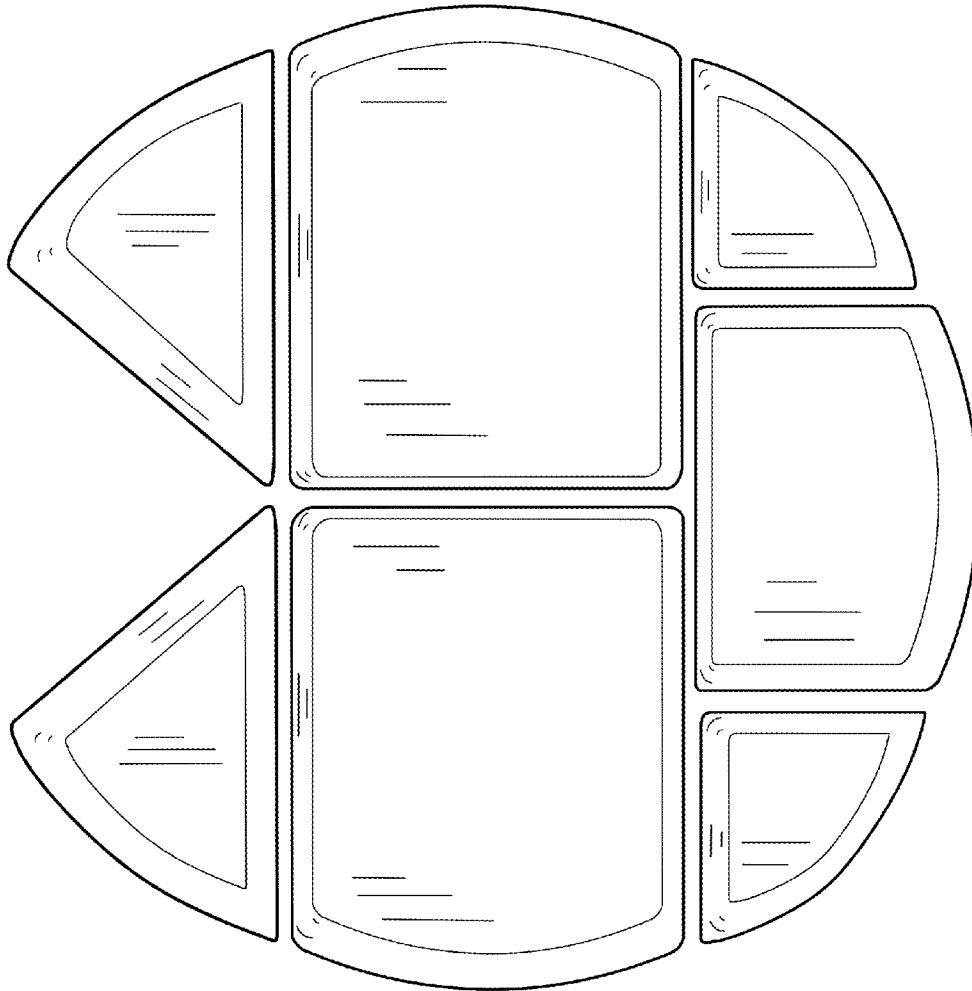


FIG. 3

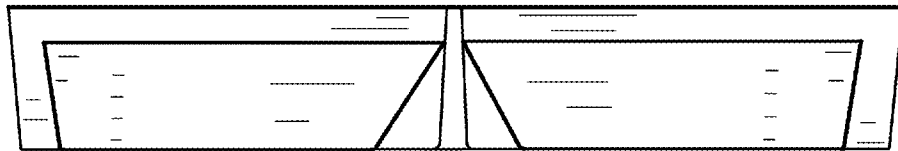


FIG. 4




FIG. 5




FIG. 6



FIG. 7

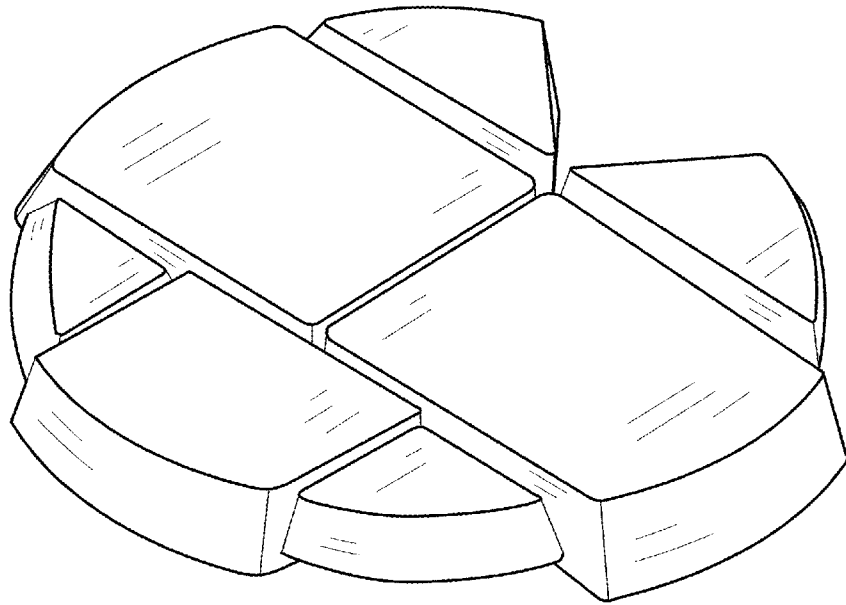


FIG. 8