United States Patent [19]

Ichiyoshi

[11] **Patent Number: Des. 322,266**

[45] **Date of Patent: ** Dec. 10, 1991**

[54] **COMBINED VIDEO CAMERA AND VIDEO TAPE RECORDER**

[75] Inventor: **Hiroyuki Ichiyoshi**, Kawasaki, Japan

[73] Assignee: **Canon Kabushiki Kaisha**, Tokyo, Japan

[**] Term: **14 Years**

[21] Appl. No.: **386,142**

[22] Filed: **Jul. 28, 1989**

[30] **Foreign Application Priority Data**

Jan. 31, 1989 [JP] Japan 1-3362

[52] **U.S. Cl.** **D16/202**

[58] **Field of Search** D16/200, 202, 203-205, D16/208; 352/34, 242, 243; 354/82, 293, 288; 358/229, 906

[56] **References Cited**

U.S. PATENT DOCUMENTS

D. 288,811	3/1987	Kurokawa et al.	D16/202
289,645	5/1987	Kondo	D14/78
D. 294,570	3/1988	Kurokawa et al.	D16/202
D. 305,032	12/1989	Nishiyama et al.	D16/202
D. 314,201	1/1991	Maeyama et al.	D16/202
D. 316,419	4/1991	Matsumura	D16/202
D. 316,719	5/1991	Ooi et al.	D16/202

OTHER PUBLICATIONS

Popular Photography, Nov. 1988, p. 127 (Ricoh 8 mm Video Camera).

Cannon Product Catalog, 1989, p. 5 (E808 8 mm Camcorder).

Primary Examiner—Bernard Ansher

Assistant Examiner—Adir Aronovich

Attorney, Agent, or Firm—Fitzpatrick, Cella, Harper & Scinto

[57] **CLAIM**

The ornamental design for combined video camera and video tape recorder, as shown and described.

DESCRIPTION

FIG. **1** is a front elevational view of a video camera with video tape recorder showing my new design;

FIG. **2** is a rear elevational view thereof;

FIG. **3** is a top plan view thereof;

FIG. **4** is a bottom plan view thereof;

FIG. **5** is a left side elevational view thereof;

FIG. **6** is a right side elevational view thereof; and

FIG. **7** is a top, front perspective view thereof.



FIG. 1



FIG. 2

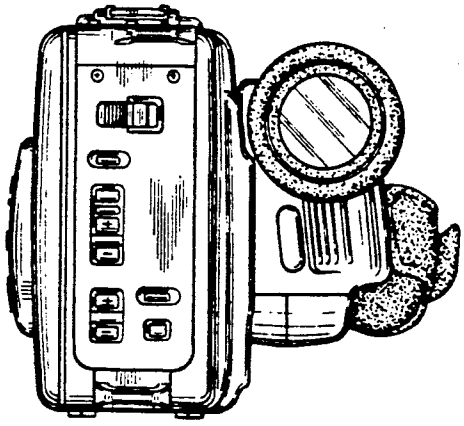

FIG. 3

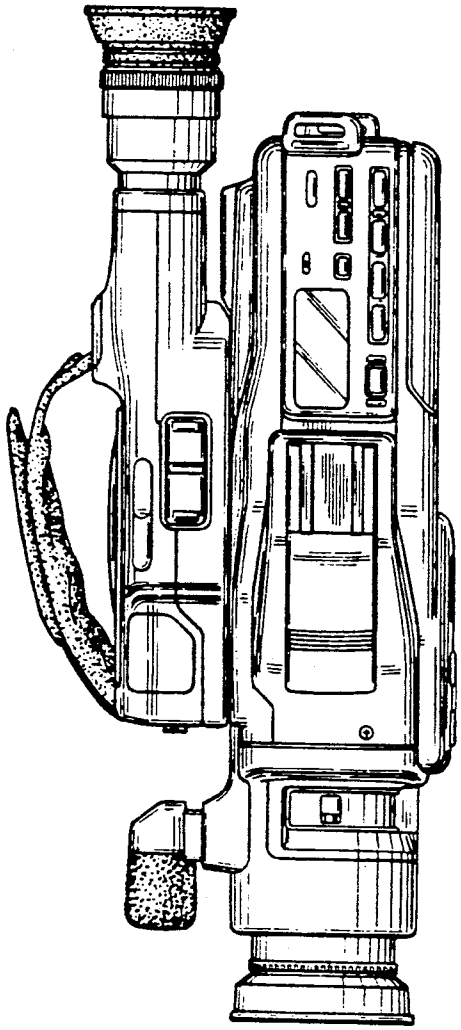

FIG. 4

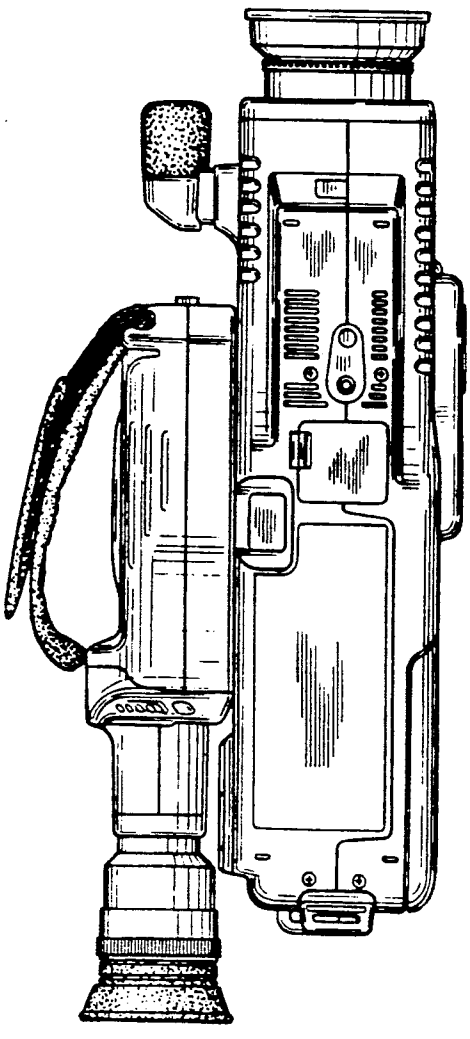

FIG. 5

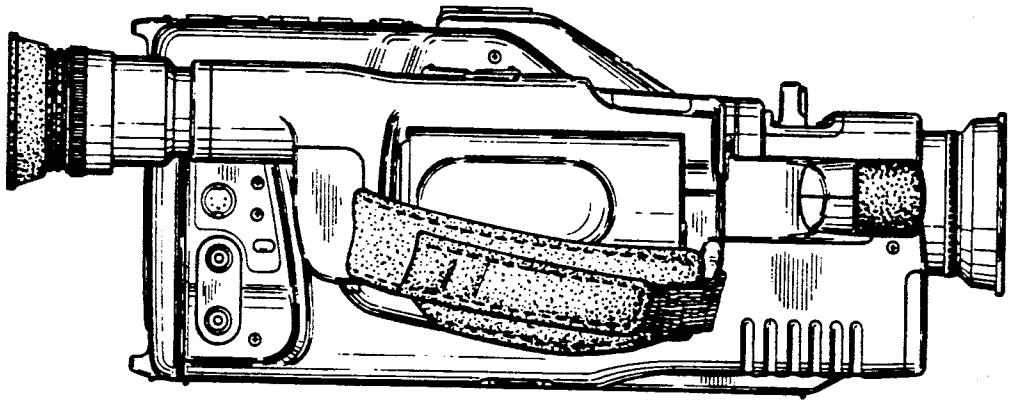

FIG. 6

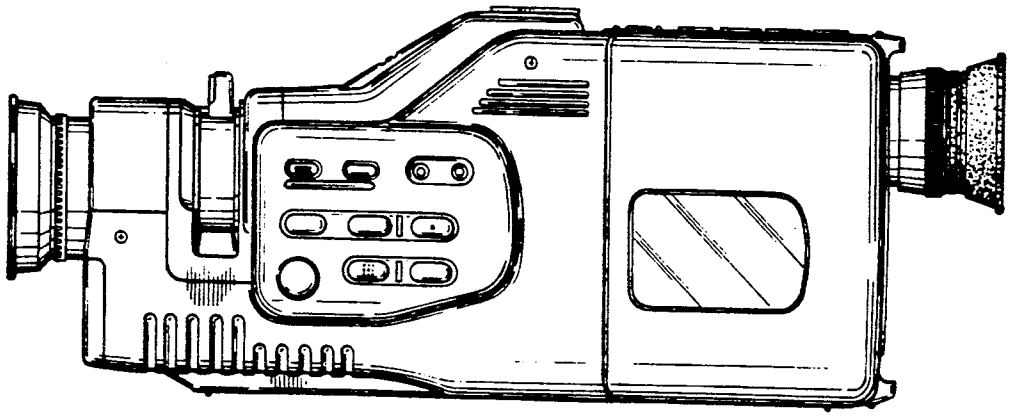

FIG. 7

