



US00D874331S

(12) **United States Design Patent**  
**Schlichting**

(10) **Patent No.:** **US D874,331 S**

(45) **Date of Patent:** **\*\* Feb. 4, 2020**

(54) **INFLATABLE BLOCK COVERING**

*Primary Examiner* — Elizabeth J Oswecki

(71) Applicant: **Michael C Schlichting**, Cranford, NJ  
(US)

(57) **CLAIM**

The ornamental design for an inflatable block covering, as shown and described.

(72) Inventor: **Michael C Schlichting**, Cranford, NJ  
(US)

**DESCRIPTION**

(\*\*) Term: **15 Years**

The file of this patent contains at least one drawing/photograph executed in color. Copies of this patent with color drawing(s)/photograph(s) will be provided by the office upon request and payment of the necessary fee.

(21) Appl. No.: **29/641,941**

FIG. 1 is a perspective view of an inflatable block covering showing my new design, shown in a used, folded configuration;

(22) Filed: **Mar. 26, 2018**

FIG. 2 is an enlarged portion view taken from encircled portion labeled, "FIG. 2" in FIG. 1;

(51) **LOC (12) Cl.** ..... **11-04**

(52) **U.S. Cl.**

USPC ..... **D11/117**

(58) **Field of Classification Search**

USPC ..... D11/117, 119, 121, 125, 131, 157; D5/5,  
D5/6, 7, 8, 9, 16, 21, 32, 43, 66

CPC ..... A47G 33/00; A47G 33/008; B44C 5/06;  
A41G 1/00; A41G 1/009; A41G 1/04;  
E01C 13/08; E01C 2013/086

See application file for complete search history.

FIG. 3 is a top plan view thereof;

FIG. 4 is a bottom plan view thereof;

FIG. 5 is an enlarged portion view taken from encircled portion labeled, "FIG. 5" in FIG. 4;

FIG. 6 is a front elevational view thereof;

FIG. 7 is a rear elevational view thereof;

FIG. 8 is a left side elevational view thereof;

FIG. 9 is a right side elevational view thereof;

FIG. 10 is a perspective view of an inflatable block covering showing my new design, shown in an unused, flattened configuration;

FIG. 11 is an enlarged portion view taken from encircled portion labeled, "FIG. 11" in FIG. 10;

FIG. 12 is a top plan view thereof;

FIG. 13 is a bottom plan view thereof;

FIG. 14 is an enlarged portion view taken from encircled portion labeled, "FIG. 5" in FIG. 14;

FIG. 15 is a front elevational view thereof;

FIG. 16 is a rear elevational view thereof;

FIG. 17 is a left side elevational view thereof; and,

FIG. 18 is a right side elevational view thereof.



(56) **References Cited**

**U.S. PATENT DOCUMENTS**

D11,754 S *	4/1880	Smith	.....	D99/8
D11,799 S *	6/1880	Rogers	.....	D99/8
983,492 A *	2/1911	Harriss	.....	B65D 85/07
				206/83.5
1,773,580 A *	8/1930	Franke	.....	A47G 33/0863
				428/10
3,244,275 A *	4/1966	Murley	.....	D02G 1/12
				206/83.5
3,332,828 A *	7/1967	Faria	.....	D03D 25/00
				112/410
3,513,062 A *	5/1970	Vinicki	.....	D03D 25/00
				139/391
3,565,742 A *	2/1971	Stephens et al.	..	A63B 69/3661
				428/356

(Continued)

**1 Claim, 18 Drawing Sheets**  
**(18 of 18 Drawing Sheet(s) Filed in Color)**



(56)

**References Cited**

## U.S. PATENT DOCUMENTS

3,747,743 A \* 7/1973 Hoffmann, Jr. .... B65B 63/026  
206/321  
4,061,804 A \* 12/1977 McCulloch ..... D02G 1/122  
428/17  
4,248,343 A \* 2/1981 Schaefer ..... A01F 25/13  
150/154  
4,356,220 A \* 10/1982 Benedyk ..... A41G 1/009  
428/17  
4,570,789 A \* 2/1986 Fritz ..... A01F 15/071  
206/410  
4,884,682 A \* 12/1989 Weder ..... B30B 9/30  
206/83.5  
6,306,477 B1 \* 10/2001 Pacione ..... A47G 27/0293  
428/62  
D479,424 S \* 9/2003 Sellman, Jr. .... D6/582  
6,951,080 B2 \* 10/2005 Korman ..... E04B 1/3555  
52/600  
D540,545 S \* 4/2007 Doose ..... D5/32  
D570,730 S \* 6/2008 Garrison ..... D11/117  
7,707,784 B2 \* 5/2010 Korman ..... E04B 2/02  
52/561  
9,309,630 B2 \* 4/2016 Allingham ..... A63C 19/04  
D782,360 S \* 3/2017 Kaczmariski ..... D11/117  
D833,159 S \* 11/2018 Adams ..... D5/62  
D840,698 S \* 2/2019 Davant ..... D5/32  
D843,262 S \* 3/2019 Kolkman ..... D11/117  
2008/0260975 A1 \* 10/2008 Morton-Finger ..... D01D 5/24  
428/17

\* cited by examiner




FIG. 1




FIG. 2




FIG. 3




FIG. 4




FIG. 5




FIG. 6




FIG. 7




FIG. 8




FIG. 9




FIG. 10




FIG. 11




FIG. 12



FIG. 13




FIG. 14



FIG. 15



FIG. 16



FIG. 17



FIG. 18