



US00D679182S

(12) **United States Design Patent**  
**Papiernik**

(10) **Patent No.:** **US D679,182 S**

(45) **Date of Patent:** **\*\* Apr. 2, 2013**

- (54) **CAP FOR PERFUME BOTTLE**
- (75) Inventor: **Elie Papiernik**, Paris (FR)
- (73) Assignee: **Cartier Creation Studio**, Geneva (CH)
- (\*\*) Term: **14 Years**
- (21) Appl. No.: **29/373,622**
- (22) Filed: **May 3, 2011**

*Primary Examiner* — Susan Bennett Hattan  
 (74) *Attorney, Agent, or Firm* — Krieg DeVault LLP;  
 Clifford W. Browning

(57) **CLAIM**  
 The ornamental design for a cap for perfume bottle, as shown and described.

(30) **Foreign Application Priority Data**

Nov. 3, 2010 (WO) ..... DM/075 296

(51) **LOC (9) Cl.** ..... **09-07**

(52) **U.S. Cl.** ..... **D9/449**

(58) **Field of Classification Search** ..... D9/529,  
 D9/503, 454, 453, 449, 447, 446, 442, 440,  
 D9/435; D7/392.1; 222/556, 521, 494, 492;  
 220/837, 835, 820, 811, 810, 375, 260, 254.7,  
 220/254.3; 215/322, 321, 306, 305, 237,  
 215/235; 206/540, 539, 538, 216  
 See application file for complete search history.

(56) **References Cited**

**U.S. PATENT DOCUMENTS**

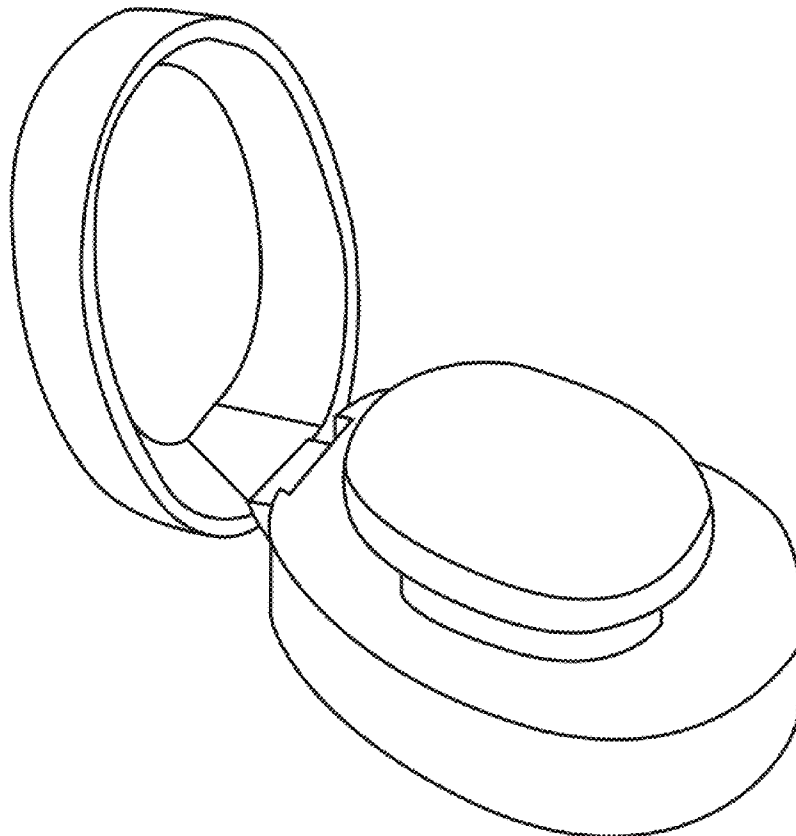
D576,875 S \* 9/2008 Steiger et al. .... D9/449

\* cited by examiner

**DESCRIPTION**

FIG. 1 is a right side view of the cap for perfume bottle of the present invention.  
 FIG. 2 is a left side view of the cap for perfume bottle of FIG. 1.  
 FIG. 3 is a top view of the cap for perfume bottle of FIG. 1.  
 FIG. 4 is a bottom view of the cap for perfume bottle of FIG. 1.  
 FIG. 5 is a front view of the cap for perfume bottle of FIG. 1.  
 FIG. 6 is a back view of the cap for perfume bottle of FIG. 1; and,  
 FIG. 7 is a perspective view of the cap for perfume bottle of FIG. 1.  
 The broken lines in the drawing depict environmental subject matter only and form no part of the claimed design.

**1 Claim, 1 Drawing Sheet**



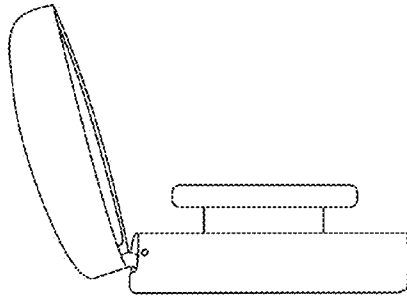


Fig. 1

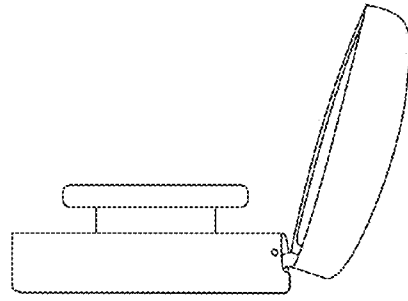


Fig. 2

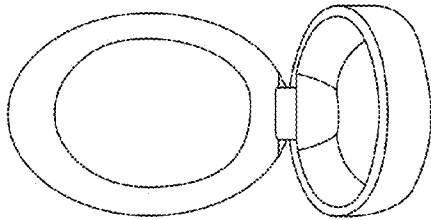


Fig. 3

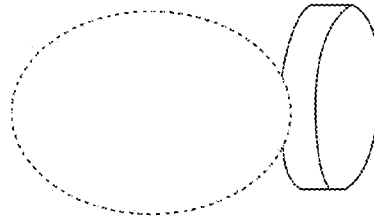


Fig. 4

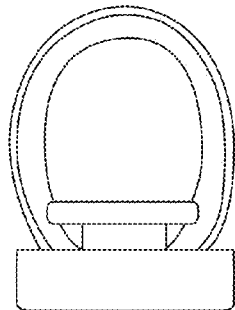


Fig. 5

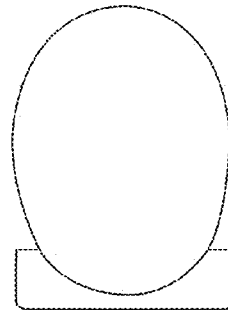


Fig. 6

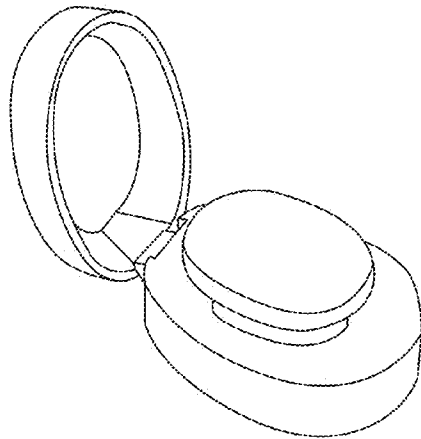


Fig. 7