



US00D875720S

(12) **United States Design Patent**
Russo et al.

(10) **Patent No.:** **US D875,720 S**
(45) **Date of Patent:** **** Feb. 18, 2020**

- (54) **MICROPHONE SPLITTER**
- (71) Applicant: **Logitech Europe S.A.**, Lausanne (CH)
- (72) Inventors: **Giuseppe Russo**, Redwood City, CA (US); **Drew Putterman**, Oakland, CA (US)
- (73) Assignee: **Logitech Europe S.A.**, Lausanne (CH)
- (**) Term: **15 Years**
- (21) Appl. No.: **29/650,446**
- (22) Filed: **Jun. 6, 2018**
- (51) **LOC (12) Cl.** **14-01**
- (52) **U.S. Cl.**
USPC **D14/225; D14/223**
- (58) **Field of Classification Search**
USPC D14/225, 226, 228, 223, 138, 188, 192; D8/356, 383, 396, 400, 402, 403, 330, D8/380, 376, 300, 307, 310, 311, 373; D6/407, 702; D9/424, 456, 755, 759, D9/760; 181/128, 129, 130, 135; D13/133, 153, 156; 248/467, 551, 248/222.52, 635; D3/206, 313; 70/233; D24/128
CPC H04R 25/00; H04R 17/00; H04R 19/04; H04R 19/016; H04R 9/08; F16L 3/22; A47G 1/17; F16M 13/00; F16M 3/00
See application file for complete search history.

- (56) **References Cited**
U.S. PATENT DOCUMENTS
268,407 A * 12/1882 Hughes 606/203
1,753,817 A * 4/1930 Aber H04R 25/652
128/864
2,449,464 A * 9/1948 Eypper H02G 11/02
174/135
2,905,743 A * 9/1959 Sylvester H01B 17/16
174/71 R

- 3,189,310 A * 6/1965 Trueson F21S 8/00
174/138 G
- D209,328 S * 11/1967 Baker D8/373
- 3,476,868 A * 11/1969 Williams H02G 7/12
174/146
- 4,150,798 A * 4/1979 Aragon H02G 11/02
191/12.2 R
- 4,295,009 A * 10/1981 Weidler H04R 17/00
310/324
- 4,417,710 A * 11/1983 Adair A61C 19/00
248/205.2
- 4,910,362 A * 3/1990 Kinner D06F 75/28
174/135
- 5,027,478 A * 7/1991 Suhr B65H 75/36
137/355.16
- D325,526 S * 4/1992 Deguchi D9/415
(Continued)

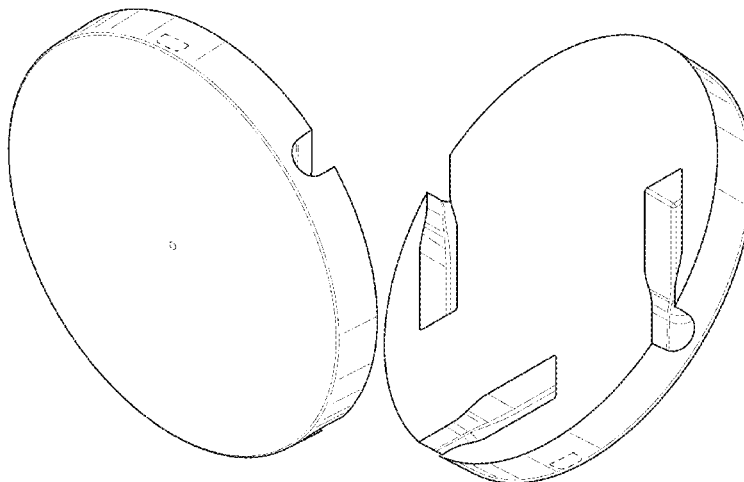
Primary Examiner — Paula Allen Greene
(74) *Attorney, Agent, or Firm* — Kilpatrick Townsend & Stockton LLP

(57) **CLAIM**
The ornamental design for microphone splitter, as shown and described.

DESCRIPTION

FIG. 1 is a perspective view of our microphone splitter showing our new design;
FIG. 2 is a second perspective view thereof;
FIG. 3 is a top plan view thereof;
FIG. 4 is a bottom plan view thereof;
FIG. 5 is a front elevation view thereof;
FIG. 6 is a rear elevation view thereof;
FIG. 7 is a right side elevation view thereof; and,
FIG. 8 is a left side elevation view thereof.
The broken lines immediately adjacent the shaded areas represent the bounds of the claimed design while all other broken lines are directed to environment and are for illustrative purposes only; the broken lines form no part of the claimed design.

1 Claim, 3 Drawing Sheets



(56)

References Cited

U.S. PATENT DOCUMENTS

D368,719	S *	4/1996	Luther	D14/227	D545,181	S *	6/2007	Kagan	D8/373
D378,987	S *	4/1997	Ross	D8/356	D561,739	S *	2/2008	Ikeda	D14/206
D389,153	S *	1/1998	Litzau	D14/228	D585,880	S *	2/2009	Sade	D14/205
D409,150	S *	5/1999	Davis	D13/147	D600,673	S *	9/2009	Kim	D14/205
D416,778	S *	11/1999	Pitcher	D8/330	D623,631	S *	9/2010	Kung	D14/228
D423,798	S *	5/2000	Willardson	D20/28	D629,227	S *	12/2010	Nielsen	D6/407
D484,778	S *	1/2004	French	D8/373	D637,584	S *	5/2011	Peller	D14/223
6,751,317	B2 *	6/2004	Shima	H01R 13/7033 379/438	D645,028	S *	9/2011	Pescetto	D14/225
D509,725	S *	9/2005	Watson	A63H 27/10 D8/395	D676,833	S *	2/2013	Garcia	D14/223
7,077,693	B1 *	7/2006	Symons	H01R 13/72 191/12.4	D685,771	S *	7/2013	Bertenthal	D14/223
D538,793	S *	3/2007	Ma	D14/225	D709,755	S *	7/2014	Hollingworth	D8/383
D538,794	S *	3/2007	Ho	D14/225	D723,279	S *	3/2015	Wax	D3/318
D542,123	S *	5/2007	Symons	D8/356	D741,842	S *	10/2015	Levine	D14/226
D543,866	S *	6/2007	Mikkelsen	D9/732	D743,383	S *	11/2015	Hinokio	D14/225
						D748,455	S *	2/2016	Symons	D8/356
						D758,836	S *	6/2016	Symons	D8/383
						D832,214	S *	10/2018	Porter	D13/133
						2015/0086058	A1 *	3/2015	Harms	H04R 7/18 381/369

* cited by examiner

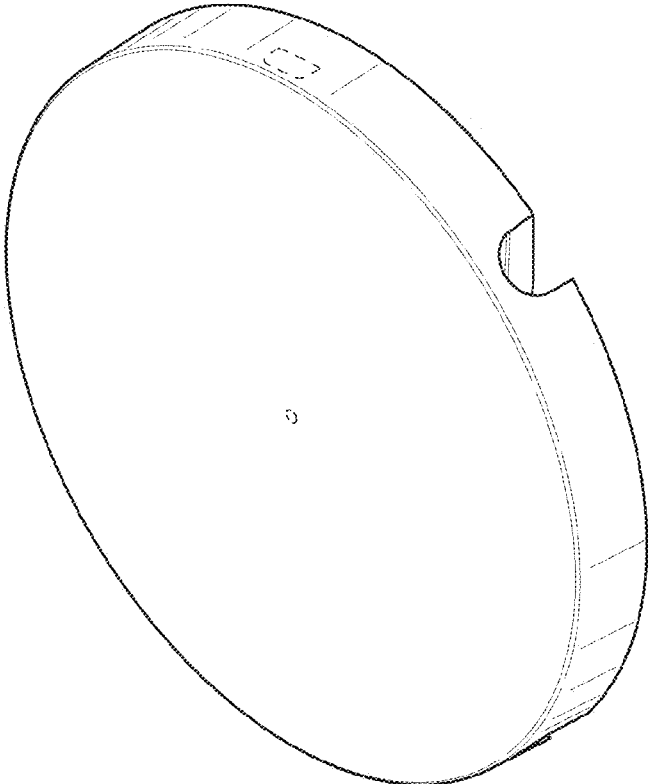


FIG. 1

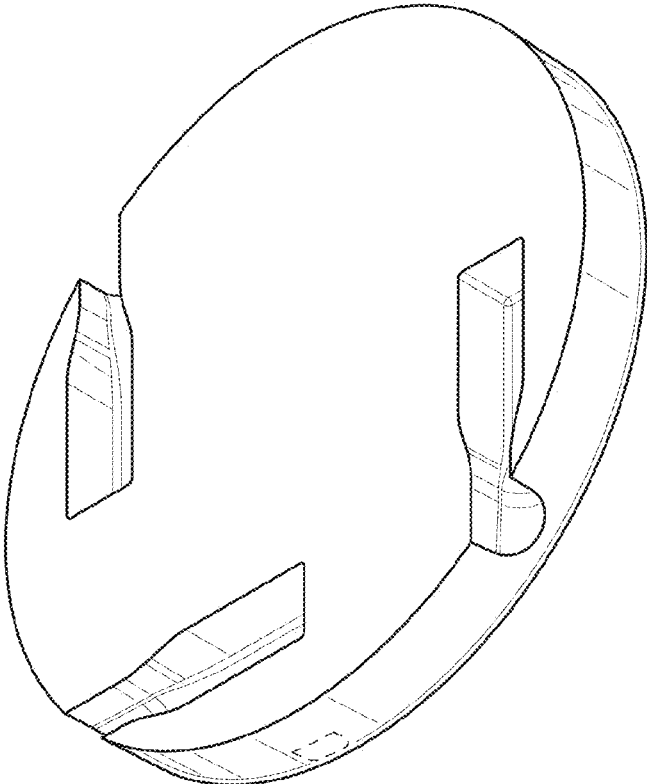


FIG. 2

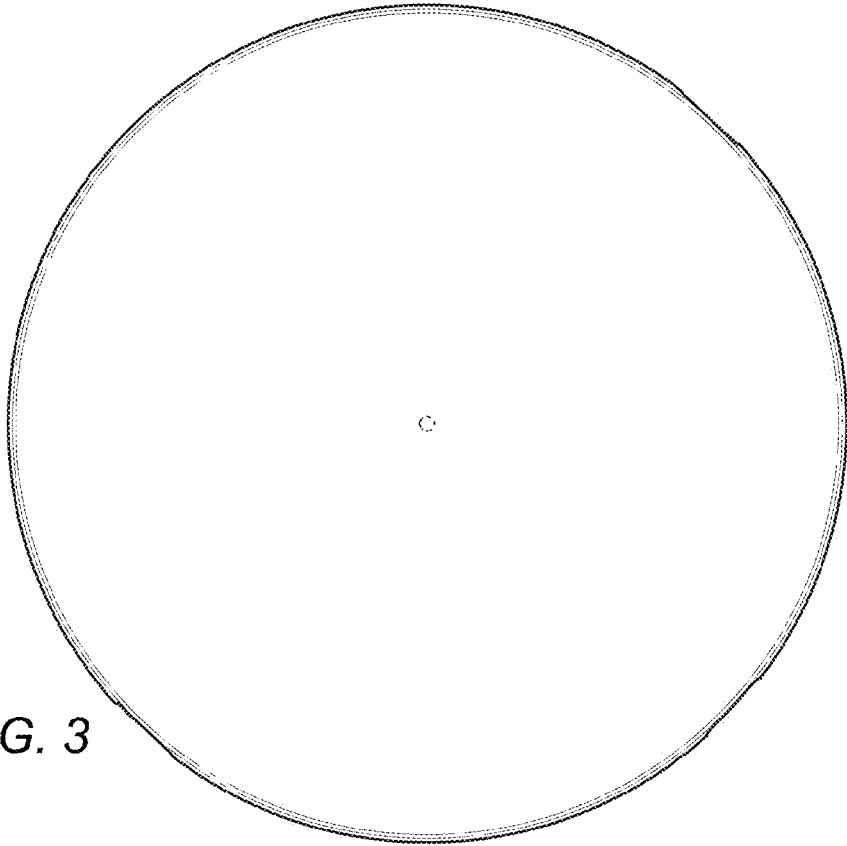


FIG. 3

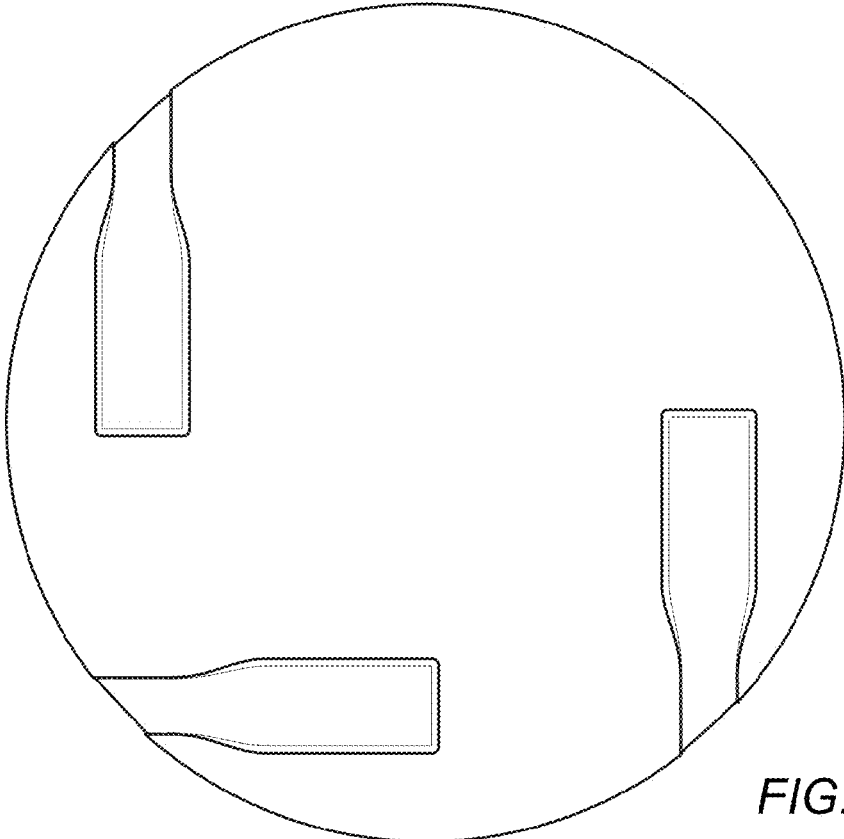


FIG. 4



FIG. 5



FIG. 6



FIG. 7



FIG. 8