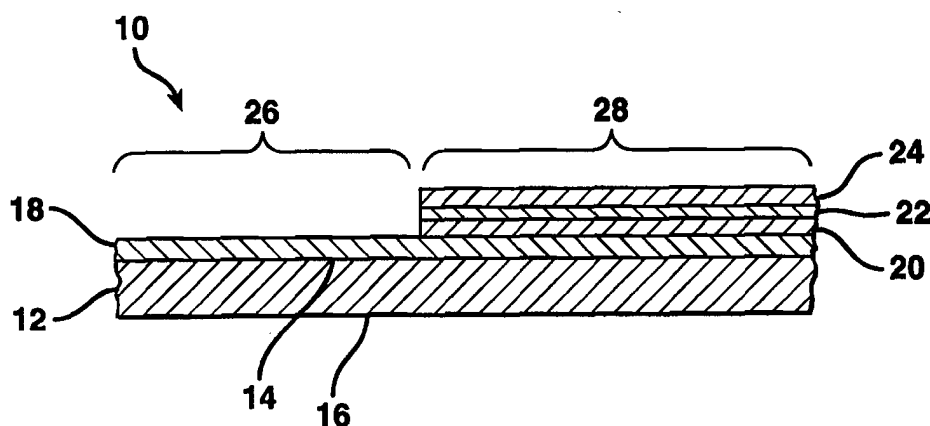




INTERNATIONAL APPLICATION PUBLISHED UNDER THE PATENT COOPERATION TREATY (PCT)

(51) International Patent Classification ⁶ : B41M 5/34, G09F 3/02, B42D 15/00, B41M 3/14	A1	(11) International Publication Number: WO 98/33655 (43) International Publication Date: 6 August 1998 (06.08.98)
(21) International Application Number: PCT/US98/00042 (22) International Filing Date: 2 February 1998 (02.02.98) (30) Priority Data: 08/794,476 4 February 1997 (04.02.97) US (71) Applicant: THE STANDARD REGISTER COMPANY [US/US]; 600 Albany Street, Dayton, OH 45408 (US). (72) Inventors: MEHTA, Rajendra; 220 Estates Drive, Centerville, OH 45459 (US). DOLL, Gary; 4900 Phillipsburg Road, Englewood, OH 45322 (US). DOTSON, Mark; P.O. Box 141, Dayton, OH 45409 (US). LAKES, A., Dale; 38 Dixon Avenue, Dayton, OH 45419 (US). SHIELDS, Rick, L.; 5428 Red Coach Road, Dayton, OH 45429 (US). (74) Agents: LUNA, Susan, M. et al.; Killworth, Gottman, Hagan & Schaeff, L.L.P., One Dayton Centre, Suite 500, One South Main Street, Dayton, OH 45402-2023 (US).		(81) Designated States: AL, AM, AT, AU, AZ, BA, BB, BG, BR, BY, CA, CH, CN, CU, CZ, DE, DK, EE, ES, FI, GB, GE, GH, GM, GW, HU, ID, IL, IS, JP, KE, KG, KP, KR, KZ, LC, LK, LR, LS, LT, LU, LV, MD, MG, MK, MN, MW, MX, NO, NZ, PL, PT, RO, RU, SD, SE, SG, SI, SK, SL, TJ, TM, TR, TT, UA, UG, UZ, VN, YU, ZW, ARIPO patent (GH, GM, KE, LS, MW, SD, SZ, UG, ZW), Eurasian patent (AM, AZ, BY, KG, KZ, MD, RU, TJ, TM), European patent (AT, BE, CH, DE, DK, ES, FI, FR, GB, GR, IE, IT, LU, MC, NL, PT, SE), OAPI patent (BF, BJ, CF, CG, CI, CM, GA, GN, ML, MR, NE, SN, TD, TG). Published <i>With international search report.</i>

(54) Title: THERMALLY IMAGABLE BUSINESS RECORD HAVING DESENSITIZED OR MASKED AREA

**(57) Abstract**

A thermally imagable business record, such as a form, label, tag, or the like is provided which may be activated to form human and/or machine readable images as well as different colored images. The record comprises a substrate having a thermally imagable coating on substantially its entire surface which forms a first color when activated, and having a desensitized and/or masked area on at least one area of its surface which may be overcoated with a thermally imagable coating capable of forming a different color upon activation than the first thermally imagable coating. The first thermally imagable coating provides images which are of machine readable quality, while the additional thermally imagable coatings provide images of a different color to designate selected areas on the form or label to a user.

FOR THE PURPOSES OF INFORMATION ONLY

Codes used to identify States party to the PCT on the front pages of pamphlets publishing international applications under the PCT.

AL	Albania	ES	Spain	LS	Lesotho	SI	Slovenia
AM	Armenia	FI	Finland	LT	Lithuania	SK	Slovakia
AT	Austria	FR	France	LU	Luxembourg	SN	Senegal
AU	Australia	GA	Gabon	LV	Latvia	SZ	Swaziland
AZ	Azerbaijan	GB	United Kingdom	MC	Monaco	TD	Chad
BA	Bosnia and Herzegovina	GE	Georgia	MD	Republic of Moldova	TG	Togo
BB	Barbados	GH	Ghana	MG	Madagascar	TJ	Tajikistan
BE	Belgium	GN	Guinea	MK	The former Yugoslav Republic of Macedonia	TM	Turkmenistan
BF	Burkina Faso	GR	Greece			TR	Turkey
BG	Bulgaria	HU	Hungary	ML	Mali	TT	Trinidad and Tobago
BJ	Benin	IE	Ireland	MN	Mongolia	UA	Ukraine
BR	Brazil	IL	Israel	MR	Mauritania	UG	Uganda
BY	Belarus	IS	Iceland	MW	Malawi	US	United States of America
CA	Canada	IT	Italy	MX	Mexico	UZ	Uzbekistan
CF	Central African Republic	JP	Japan	NE	Niger	VN	Viet Nam
CG	Congo	KE	Kenya	NL	Netherlands	YU	Yugoslavia
CH	Switzerland	KG	Kyrgyzstan	NO	Norway	ZW	Zimbabwe
CI	Côte d'Ivoire	KP	Democratic People's Republic of Korea	NZ	New Zealand		
CM	Cameroon			PL	Poland		
CN	China	KR	Republic of Korea	PT	Portugal		
CU	Cuba	KZ	Kazakstan	RO	Romania		
CZ	Czech Republic	LC	Saint Lucia	RU	Russian Federation		
DE	Germany	LI	Liechtenstein	SD	Sudan		
DK	Denmark	LK	Sri Lanka	SE	Sweden		
EE	Estonia	LR	Liberia	SG	Singapore		

-1-

THERMALLY IMAGABLE BUSINESS RECORD
HAVING DESENSITIZED OR MASKED AREA

This invention relates to a thermally imagable business record, such as a form, label, tag, or the like, which may be
5 activated to form multicolored images, and more particularly, to a substrate having a first thermally imagable coating on its surface which forms a first color when activated, and having a desensitized area and/or a masked area on at least one portion of its surface. The desensitized and/or masked area may be
10 overcoated with an additional thermally imagable coating capable of forming a different color upon activation than the first thermally imagable coating.

Direct thermal printing has been a well-known means of non-impact printing. Direct thermal printers are capable of
15 forming images by the application of heat to a substrate containing heat-reactive chemicals thereon. Typically, a substrate such as paper is coated with a thermally imagable coating of color forming and color developing reactants, which, when heated, combine and react to form a visible image. When
20 the coated substrate passes under the print head of a thermal printer, the thermally imagable coating is activated by the heated print elements, forming images on the surface of the substrate.

Substrates coated with thermally imagable coatings provide
25 a convenient method of printing computer generated data such as bar codes or serial numbers on business forms such as labels or tags. For example, thermally imagable substrates have been widely used as facsimile paper, bar code paper for point-of-sale (POS) systems, automatic ticket vending machines, and
30 labels for food products. There are various compositions and methods of applying thermally imagable coatings as described, for example, in U.S. Patent Nos. 4,865,939, 4,861,749, and 4,894,359.

However, while the use of thermally imagable coatings is a
35 convenient method of providing a printable surface, the present method of applying the coatings is to cover the entire surface

-2-

of the substrate with a thermally imagable coating which forms a single color, typically black. In certain applications, it would be desirable to be able to print multicolored images on a substrate. For example, the use of different colored images
5 may be used to differentiate categories of information on a form.

One method for providing multiple colored areas on a business record is by applying heat at different temperatures to a coated substrate. For example, Iiyama et al, U.S. Patent
10 No. 4,665,410, teach a multi-color thermosensitive recording material formed by applying three or more successively overlaid thermosensitive coloring layers to a support material with intermediate layers containing a decolorizing agent. Each coloring layer yields a different color depending on the
15 quantity of thermal energy applied. However, separate printing passes with operation at different temperatures must be made for each selected color.

Another method for providing multiple colored areas on a business record is described in commonly assigned U.S. Patent
20 No. 5,524,934. In this method, two or more thermally imagable coatings which produce different colors are applied by flexographic printing techniques onto selected areas of a substrate. The substrate may be activated to form different colored images by printing in a single pass. However, for some
25 applications, it may be desirable to be able to reserve an additional print tower in the flexographic equipment to print, for example, conventional inks onto the substrate.

It would also be desirable to be able to customize different grades of thermally coated substrates by providing
30 multicolored areas in order to accommodate different end uses. For example, thermally imagable substrates may be designed to generate bar codes which may be scanned in the infra red, visible, or near infrared ranges. Other grades may be tailored to be activated by specific printers.

35 Accordingly, there is still a need in the art for a business form, label or the like having thermally imagable coatings thereon which can be printed using conventional

-3-

flexographic printing techniques and which may be activated in a single pass through a thermal printer to produce different colored images.

The present invention meets that need by providing a business record such as a form, label, or tag having a thermally imagable coating over substantially its entire surface which may be activated to form a first color, and having a desensitizing composition and/or a masked area of an opaque ink on at least one selected area of its surface. The desensitizing composition or opaque ink may be overcoated with at least one additional thermally imagable coating capable of producing a different color than the first thermally imagable coating. When activated by a thermal printer, the first thermally imagable coating produces a machine readable image of a single color, typically black, while the additional thermally imagable coating produces a different colored image on the record to delineate or designate information to a user. The presence of the desensitizing composition prevents the first thermally imagable coating beneath the additional thermally imagable coating from activating, while the presence of an opaque ink masks any color formed by the first thermally imagable coating.

In accordance with one aspect of the invention, a thermally imagable business record which may be activated to form multicolored images is provided comprising a substrate having first and second major surfaces. The first surface of the substrate has a first thermally imagable coating thereon which, when activated, produces a first color. Preferably, the first thermally imagable coating covers substantially the entire surface of the substrate. In addition, at least one selected area of the first surface, which area is less than the entire surface of the substrate, has a desensitizing and/or masking composition thereon which overlies the first thermally imagable coating to form a desensitized or masked area on the substrate. At least one additional thermally imagable coating overlies the desensitized or masked area, which, when

-4-

activated, produces a second color which is different from the first color.

The desensitizing composition is preferably applied as an aqueous-based ink which comprises from about 20 to 35% by weight water, 2 to 30% by weight of an amine-containing compound, from about 15 to 40% by weight of a binder, from about 15 to 25% by weight of a filler, from about 3 to 10% by weight wax, from about 1 to 7% by weight of a film former, and from about 0.2 to 1.0% of a surfactant. The desensitizing composition is preferably applied to yield a dry coating weight of from about 0.5 to 2 lb./ream (0.81 to 3.25 g/m²) (24" x 36", 500 sheet ream). Preferably, the desensitizing composition has a pH of from about 9 to 14 to optimize the desensitizing properties of the composition.

In one embodiment of the invention, the desensitizing composition is blended with an opaque ink. The opaque ink functions to help mask any color formed by the first thermally imagable coating on the substrate.

In one embodiment of the invention, the substrate is coated on only one selected area with the desensitizing composition and additional thermally imagable coating. However, additional areas may also be coated. For example, a plurality of selected areas of the substrate may be coated with the desensitizing composition, with a plurality of additional thermally imagable coatings overlying the areas coated with the desensitizing composition such that when the plurality of additional thermally imagable coatings are activated, a plurality of different colors are formed which are different than the first color. Generally, but not necessarily, the areas covered by the desensitizing composition and additional thermally imagable coatings are coextensive.

In a preferred embodiment of the invention, the thermally imagable business record further comprises a barrier coating on the selected area or areas of the first surface which contain the desensitizing composition. The barrier coating functions to seal the desensitized areas before application of any

-5-

additional thermally imagable coatings. Preferably, the barrier coating comprises an acrylic binder or other water soluble resin binder, a crosslinking agent, and a wax emulsion.

In another embodiment of the invention, the thermally
5 imagable business record comprises a series of labels on the substrate, where the substrate includes a series of desensitized areas and additional thermally imagable coatings as described above. In this embodiment, the second surface of the substrate is coated with an adhesive. The adhesive may be
10 a permanent, removable, or repositionable pressure sensitive adhesive, a hot melt adhesive, an acrylic water-based adhesive, an ultraviolet-curable adhesive, or other suitable adhesive. A release liner is preferably adhered to the adhesive side of the substrate so that the series of labels may be easily fed
15 through a thermal printer for imaging.

In yet another embodiment of the invention, the thermally imagable business record comprises a continuous web for producing a series of thermally imagable business forms such as labels, coupons, or tags. The continuous web preferably
20 includes a series of desensitized areas which have additional thermally imagable coatings thereon.

In an alternative embodiment of the invention, a thermally imagable business record is provided in which a masking composition such as an opaque ink is coated on a selected area
25 or areas of the substrate rather than the desensitizing composition. In this embodiment, the business record comprises a substrate having first and second major surfaces, where the first surface of the substrate has a thermally imagable coating thereon which, when activated, produces a first color. At
30 least one selected area of the first surface, which area is less than the entire surface of the substrate, has an opaque ink thereon which overlies the thermally imagable coating to form an area on the substrate which masks any color formed by the first thermally imagable coating underneath. The thermally
35 imagable business record may further include at least one additional thermally imagable coating overlying the masked area which, when activated, produces a second color which is

-6-

different from the first color. In yet another alternative embodiment of the invention, a thermally imagable business record is provided which may be coated with a desensitizing composition on one or more selected areas without providing any additional thermally imagable coatings. The business record comprises a substrate having first and second major surfaces, with the first surface of the substrate having a thermally imagable coating thereon which, when activated, produces a color and at least one selected area of the first surface which area is less than the entire surface of the substrate having a desensitizing composition thereon which overlies the thermally imagable coating to form a desensitized area on the substrate. In a preferred embodiment, the desensitizing composition is pattern coated on the substrate in the form of indicia which become visible upon activation of the thermally imagable coating.

Accordingly, it is a feature of the present invention to provide a thermally imagable business record such as a form, label, tag, or the like having a thermally imagable coating on its surface, which coating is desensitized and/or masked in a selected area and which may be overcoated with an additional thermally imagable coating such that machine readable and multicolor images may be formed when the coatings are activated with a thermal printer. Other features and advantages of the invention will be apparent from the following description, the accompanying drawings, and the appended claims.

In order that the invention may be more readily understood, reference will now be made by example to the accompanying drawings, in which:

Fig. 1 is a fragmentary sectional view (not to scale) of a thermally imagable label in which a selected area has been desensitized and coated with an additional thermally imagable coating in accordance with the present invention; Fig. 1A is a fragmentary sectional view of a thermally imagable label which has coated with a desensitizing composition in a pattern; Fig. 1B is a fragmentary sectional view of a label in accordance with an alternative embodiment of the present invention; Fig. 2

-7-

is a front elevation view of the label of Fig. 1; Fig. 2A is a front elevation view of the label of Fig. 1A; Fig. 3 is a front elevation view of a label in accordance with another embodiment of the invention; Fig. 4 is a perspective view of a continuous web of labels in accordance with another embodiment of the present invention; Fig. 4A is a fragmentary sectional view of another embodiment of the invention; Fig. 5 is a sectional view of one label in a series illustrating another embodiment of the invention; and Fig. 6 is a perspective view of a roll of labels.

The thermally imagable substrates which are desensitized and/or masked in accordance with the present invention are preferably comprised of direct thermal stock. Such stock typically comprises a paper or synthetic film substrate which has been coated over substantially its entire surface with a thermally imagable coating which forms a black color upon activation. Such direct thermal stocks are commercially available from Kanzaki Paper, Appleton Papers, Ricoh, or Fasson.

The desensitizing composition of the present invention as applied preferably comprises an aqueous-based ink having a pH of from about 9 to 14 which includes from about 20 to 35% by weight water, 2.5 to 30% by weight of an amine-containing compound, from about 15 to 40% by weight of a binder, from about 15 to 25% by weight of a filler, from about 3 to 10% by weight high density polyethylene wax, from about 1 to 7% of a film former, and from about 0.2 to 1.0% of a surfactant. Preferred amine-containing monomers or polymers (polyamines) for use in the desensitizing composition include monoethanolamine, diethylene triamine, tetrabutylammonium hydroxide, N-vinyl pyrrolidone or N-(aminoalkyl) lactam and its derivatives of epoxides, phenols, acrylonitrile and thiourea, all available from Aldrich Chemical Company. The monomers or polymers act as electron donors for the thermally imagable coating present on the substrate, and thus function to "neutralize" the properties of the thermally imagable coating to prevent coloration of the thermal stock.

-8-

The film former component functions as a carrier for the polyamine or amine-containing compound and preferably comprises a maleic anhydride copolymer. Suitable binders for use in the desensitizing composition include polyvinyl alcohol and
5 acrylics. Suitable fillers include calcium carbonate and clay. A preferred wax is a high density polyethylene wax available from Michelman, Inc. under the designation EE 98040.

Suitable surfactants for use in the desensitizing composition include Tergitol 15-S-7, available from GAF
10 Chemicals Union Carbide. The surfactant functions to provide a smooth coating and allows the composition to soak or wet-out the thermally imagable coating present on the substrate.

The desensitizing composition is preferably applied to the direct thermal stock by flexographic printing to produce a dry
15 coating weight of from about 0.5 to 2 lb./ream (.81 to 3.25 g/m²) (24" x 36", 500 sheet ream) although other conventional coating techniques may be utilized.

In embodiments where the desensitizing composition is applied to the substrate without the addition of a second
20 thermally imagable overcoat, the composition is preferably printed as a pattern or as indicia, symbols, letters, or numbers. For example, the composition may be printed in the form of a logo on a label or ticket. When the thermally imagable coating on the substrate is activated by heat, the
25 logo is formed as a reverse image on the label or ticket and may function as an authentication or security feature.

The desensitizing composition is preferably overcoated with a barrier coating which functions to seal the desensitized areas before application of the additional thermally imagable
30 coating(s). The barrier coating may comprise an aqueous-based blend of starch binders, a polyvinyl alcohol binder, and a crosslinking agent for the polyvinyl alcohol binder, and is preferably applied by flexographic printing. A preferred barrier coating composition comprises from about 50 to 90% by
35 weight of a starch binder, from about 5 to 20% by weight of a polyvinyl alcohol binder, and from about 0.2 to 1% of a crosslinker. A preferred polyvinyl alcohol binder is Anvol

-9-

205, available from Air Products. A preferred crosslinking agent for the polyvinyl alcohol binder is glyoxal (40%) available from Aldrich Chemical Company.

Suitable starch binders for use in the barrier coating are preferably formed from a blend of AQ0103 (a proprietary blend of solubilized modified starches available from Eviston Formulation Associates) and Pengloss XPG318 (a starch styrene/butadiene copolymer available from Penford Products Company).

10 In embodiments where an additional thermally imagable coating is applied over the desensitizing composition, the additional coating is preferably comprised of a color former and color developer. Suitable color formers for use in the present invention include colorless chromogenic dye precursors
15 known in the art such as triphenyl methanes, diphenyl methanes, leuco dyes, xanthene compounds, thiazene compounds, and spiropyran compounds such as those described in U.S. Patent No. 5,102,856, the disclosure of which is incorporated herein by reference.

20 Many different shades or hues of color may be produced on the document by combining color formers which form blue, yellow, green and red colors. Preferred for use in the present invention are leuco dyes prepared as dispersions in water containing 45 to 55% solids. Preferably, the color formers
25 comprise from about 4 to 18% by weight of the coating formulation.

Suitable color developers include acidic color developers known in the art such as zinc salicylate, acetylated phenolic resins, salicylic acid modified phenolic resins, zincated
30 phenolic resins, novolac type phenolic resins, and other monomolecular phenols such as bisphenol A, 4,4'-isopropylidene diphenol, 4,4'-sulfonyl diphenol, p,p'(1-methyl-n-hexylidene)diphenol, p-tert-butyl phenol, and p-phenyl phenol. A preferred color developer is bis(3-allyl-4-hydroxyphenyl)
35 sulfone, which is prepared as a dispersion in water containing 45 to 55% solids. The color developer is preferably present in

-10-

the thermally imagable coating formulation from about 15 to 30% by weight.

The additional thermally imagable coating also preferably contains from about 15 to 25% by weight of a sensitizer. The sensitizer is a low melting point solid which, when subjected to heat, melts and becomes a solvent for the color forming and developing reactants. Suitable sensitizers include B-naphthol benzyl ether, p-benzyl biphenyl, ethylene glycol-m-tolyl ether, m-Terphenyl, Bis [2(4-methoxy) phenoxy] ether, and dibenzyl oxalate.

A binder is also preferably included in the additional thermally imagable coating to improve the rheological properties of the coating for better printability and to promote good adhesion of the coating to the substrate surface. Suitable binders include starch, casein, polyvinyl alcohol, polyvinyl pyrrolidone, acrylamide/acrylate copolymers, carboxylated styrene butadiene latex, styrene acrylic latex, and mixtures thereof.

The additional thermally imagable coating or coatings are preferably applied to the business record substrate by flexographic, letterpress, or gravure printing techniques. However, any suitable coating or printing process may be used including direct gravure or screen processes. The thermally imagable coating is preferably applied to yield a dry coating weight of between about 0.50 and 2.50 lb./ream (1.9 to 9.4 g/m²) (17"x22", 500 sheet ream), and may be selectively printed or coated on the surface of the substrate so that it overlies the desensitized area(s). The desensitizing composition and additional thermally imagable coatings can be applied with coating equipment in separate passes, or inline on coating equipment or on a flexographic press with multiple print stations.

In embodiments where the forms are to be passed through a thermal printer, it is preferable to apply a protective coating layer over the thermally imagable coatings in order to prevent build up of the thermal coating on the direct thermal print head. Suitable coatings which may be used for this purpose

-11-

include blends of electron beam curable oligomers and monomers, crosslinkable, water-based film forming prepolymers, or blends of ultraviolet radiation curable oligomers and monomers and a photocatalyst. After application to the substrate, the
5 coatings are then cured.

In embodiments where the desensitizing composition is blended with an opaque ink, the opaque ink preferably comprises an acrylic emulsion including titanium dioxide and calcium carbonate, a water soluble binder, and wetting and dispersing
10 agents.

In embodiments where the opaque ink is used in place of the desensitizing composition, standard white or colored opaque flexographic inks are suitable for use. It is also within the scope of the invention to combine the color of the opaque ink
15 with the latent color formed by the thermally imagable coating in order to achieve a different color upon activation. For example, printing a latent blue thermally imagable coating over a standard yellow opaque flexographic ink would result in a green image when activated.

20 With reference to the drawings, it must be appreciated that Patent Office requirements for solid black line drawings on a white surface make illustration of some of the subtleties of our invention relating to different colors difficult by the required Patent Office drawings alone. Reference to the
25 following detailed description of the illustration will make full appreciation of the drawings and our invention possible.

Referring now to Fig. 1, a business record such as, for example, a label 10 is shown in cross-section comprising a substrate 12 having first and second surfaces 14 and 16,
30 respectively. As shown in Fig. 1, substantially the entire first surface 14 of substrate 12 includes a thermally imagable coating 18 thereon which, when activated, forms a first color, typically black. Also as shown in Fig. 1, a selected area of the substrate has been coated with a desensitizing composition
35 20 which overlies a portion of thermally imagable coating 18. A barrier coating 22 has been coated over the desensitizing composition, and an additional thermally imagable coating 24

-12-

has been coated over the barrier coating. As shown, composition 20 and coatings 22 and 24 are coextensive.

However, it should be appreciated that the desensitized area may also be somewhat larger than the area containing the thermally imagable coating. Thus, the thermally imagable label includes an area 26 where first thermally imagable coating 18 is exposed, and an area 28 where additional thermally imagable coating 24 is exposed.

Fig. 2 illustrates the substrate of Fig. 1 after it has been passed through a thermal printer. As shown for purposes of illustration only, label 10 is a price sticker which may be adhered (by suitable means not shown) to articles for sale. As shown, area 26 has been imaged to provide a black, machine readable image such as, for example, bar code 30. The remaining area 28 has been imaged with the store name in a different color than area 26 (although such different color cannot be shown with black and white drawings).

While the drawings illustrate the imaging of machine-readable bar codes in area 26, it should be appreciated that the labels or forms of the present invention may also be printed with other unique indicium or symbols which are human and/or machine-readable in the visible or IR range such as a price (\$14.99) as shown.

Referring now to Figs. 1A and 2A, an alternative embodiment for label 10 is shown in which substantially the entire first surface 14 of substrate 12 includes a thermally imagable coating 18 thereon, and a selected area of the substrate has been pattern coated with desensitizing composition 20 which overlies a portion of thermally imagable coating 18. As shown in Fig. 2A, when label 10 is imaged, it provides a black, machine readable image 30 in area 26. The area 28 containing the desensitizing composition has been imaged in reverse to form a logo in the same color as area 26.

Fig. 1B, where like reference numerals refer to like elements, illustrates another alternative embodiment in which a selected area of the substrate 12 has been coated with an

-13-

opaque ink 21. Barrier coating 22 and additional thermally imagable coating 24 are applied over the opaque ink 12.

In another embodiment of the invention illustrated in Fig. 3, a label 10 is provided in which a plurality of selected areas of the thermally imagable substrate have been coated with a desensitizing composition and overcoated with different colored thermally imagable coatings. As shown, area 26 contains a thermally imagable coating which has been imaged to form a machine-readable bar code 30 and address information 31. Areas 32, 34 and 36 have each been coated with thermally imagable coatings which form different colors to help delineate the shipping methods designated on the label. For example, area 32 may be imaged to form images 33 of a red color, area 34 may be imaged to form images 35 of a blue color, and area 36 may be imaged to form images 37 of a yellow color.

It should be appreciated that many different combinations for placement of the desensitizing composition and/or opaque ink and additional thermally imagable coatings on a document are possible and are within the scope of this invention.

In yet another embodiment of the invention illustrated in Figs. 4 and 4A, a continuous form 38 is shown which contains a series of labels 40 coated with a series of desensitized areas and overcoated with additional thermally imagable coatings 24. As shown, area 26 contains a thermally imagable coating and has been imaged to form a machine-readable bar code 30, while area 28 has been coated with a thermally imagable coating which forms an image 31 of a different color.

As shown in Fig. 4A, the web 12 of labels includes a pressure sensitive adhesive 42 on its second surface 16. The adhesive preferably comprises a pressure-sensitive adhesive but may include any suitable adhesive such as water-based, solvent-based or hot-melt adhesives. The adhesive may be permanent, removable, or repositionable. Where a pressure sensitive adhesive is used, a release liner 44 covers the adhesive and protects it until use.

Figs. 5 and 6 illustrate yet another embodiment of the invention in which a web of continuous linerless labels is

-14-

provided in the form of a roll 49 comprising a web 50 having individual labels 52, 54. The individual labels may be unwound and severed from the roll along perforations 56. As shown in Fig. 5, each individual label in the web includes a release coating 25 on its first surface which overlies the thermally imagable coating 18, desensitizing composition 20, barrier coating 22, and thermally imagable coating 24. As shown, the web further includes a pressure sensitive adhesive 42 on its second surface 16.

10 As shown in Fig. 6, label 52 has an area 26 which has been imaged to form a machine-readable bar code 60, while area 28 has been coated with an additional thermally imagable coating which forms an image 64 of a different color.

The thermally imagable business record of the present invention provides the significant advantage that a document
15 may be provided with a machine-readable image which can be read and recorded by automated equipment and at the same time provided with different colored human-readable or viewable images which draw the attention of the reader to designated
20 areas on the form. In addition, the method is convenient and cost-effective because the coatings can be applied in-line and then activated by a single pass through a thermal printer.

In order that the invention may be more readily understood, reference is made to the following example which is
25 intended to illustrate the invention, but not limit the scope thereof.

-15-

Example 1

The following materials were combined and blended by mild agitation to produce a desensitizing composition:

	<u>Weight %</u>
5 water	36.6
polyamine ¹	26.7
polyvinyl alcohol (20%)	22.9
surfactant ²	0.3
high density polyethylene wax ³	7.6
10 filler ⁴	1.1
Gantrez ⁵	4.8

¹Aldrich Chemical

²Union Carbide

15 ³Michelman, Inc.

⁴GAF Chemicals Corp.

⁵GAF Chemicals Corp.

The above formulation was applied by flexographic printing onto direct thermal stock (Kanzaki Paper). When the stock was
20 passed through a thermal printer (Datamax DMX 600) the desensitizing coating was found to desensitize the stock in those areas which were coated with it so that those areas remained white (i.e., did not change color) and not imaged. The remainder of the thermally imagable stock was activated and
25 produced a strong black color.

While certain representative embodiments and details have been shown for purposes of illustrating the invention, it will be apparent to those skilled in the art that various changes in the methods and apparatus disclosed herein may be made without
30 departing from the scope of the invention, which is defined in the appended claims.

-16-

CLAIMS

1. A thermally imagable business record which may be activated to form multicolored images comprising:
a substrate having first and second major surfaces, said
5 first surface of said substrate having a first thermally
imagable coating thereon which, when activated, produces a
first color; at least one selected area of said first surface
which area is less than the entire surface of said substrate
having a desensitizing and/or masking composition thereon which
10 overlies said first thermally imagable coating to form a
desensitized or masked area on said substrate; and at least one
additional thermally imagable coating overlying said
desensitized or masked area which, when activated, produces a
second color which is different from said first color.
15
2. The thermally imagable business record of claim 1 in which
a plurality of selected areas of said substrate are coated with
said desensitizing composition, and a plurality of additional
thermally imagable coatings overlie said areas coated with said
20 desensitizing composition such that when said plurality of
additional thermally imagable coatings are activated, a
plurality of different colors are formed which are different
than said first color.
- 25 3. The thermally imagable business record of claim 1 further
comprising a barrier coating on said selected area of said
first surface containing said desensitizing composition.
4. The thermally imagable business record of claim 3 in which
said barrier coating is comprised of acrylic or water soluble
30 binders and a crosslinking agent.
5. The thermally imagable business record of claim 1 in which
said desensitizing composition is blended with an opaque ink.

-17-

6. The thermally imagable business record of claim 1 wherein said desensitizing composition is applied as an aqueous-based ink which comprises from about 20 to 35% by weight water, 2 to 30% by weight of an amine-containing compound, from about 15 to 40% by weight of a binder, from about 15 to 25% by weight of a filler, from about 3 to 10% by weight wax, from about 1 to 7% by weight of a film former, and from about 0.2 to 1.0% of a surfactant.
7. The thermally imagable business record of claim 6 wherein said desensitizing composition has a pH of from about 9 to 14.
8. The thermally imagable business record of claim 1 comprising a series of labels on said substrate, wherein said second surface of said substrate is coated with an adhesive.
9. The thermally imagable business record of claim 8 wherein a release liner is adhered to said adhesive.
10. The thermally imagable business record of claim 1 comprising a continuous web for producing a series of thermally imagable business records, including a series of desensitized areas which have additional thermally imagable coatings thereon.

-18-

11. The thermally imagable business record of claim 1 in the form of a linerless continuous series of labels comprising:

a web having first and second major surfaces, said first surface of said web having a first thermally imagable coating thereon which, when activated, produces a first color; said first surface further including on one or more selected portions thereof a series of areas having a desensitizing and/or masking composition thereon which overlies said first thermally imagable coating to form desensitized and/or masked areas on said web; and at least one additional thermally imagable coating overlying said desensitized and/or masked areas which, when activated, produces a second color which is different from said first color;

a coating of a release material on said first surface of said web which overlies said thermally imagable coating, said desensitizing and/or masking composition, and said additional thermally imagable coating; and

a coating of a pressure sensitive adhesive on the second surface of said web.

20

12. The thermally imagable business record of claim 1 in which said at least one selected area of said first surface has an opaque ink thereon which overlies said thermally imagable coating to form an area on said substrate which masks any color formed by said thermally imagable coating.

25

13. The thermally imagable business record of claim 18 including at least one additional thermally imagable coating overlying said masked area which, when activated, produces a second color which is different from said first color.

-19-

14. A thermally imagable business record comprising:

a substrate having first and second major surfaces, said first surface of said substrate having a thermally imagable coating thereon which, when activated, produces a color; at
5 least one selected area of said first surface which area is less than the entire surface of said substrate having a desensitizing composition thereon which overlies said thermally imagable coating to form a desensitized area on said substrate.

10 15. The thermally imagable business record of claim 14 in which a plurality of selected areas of said substrate are coated with said desensitizing composition.

16. The thermally imagable business record of claim 14 in which said desensitizing composition is pattern coated on said
15 substrate in the form of indicia which become visible upon activation of said thermally imagable coating.

1/7

FIG. 1

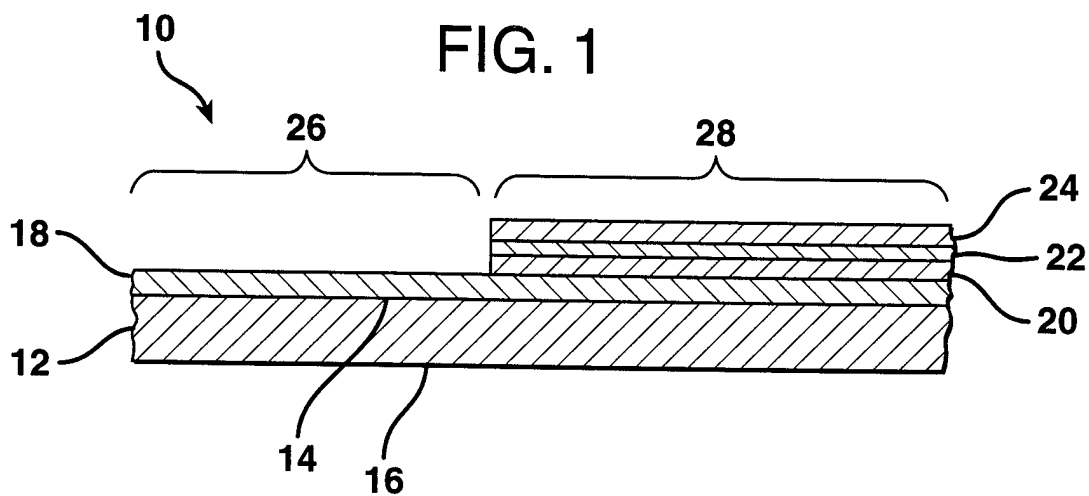


FIG. 1A

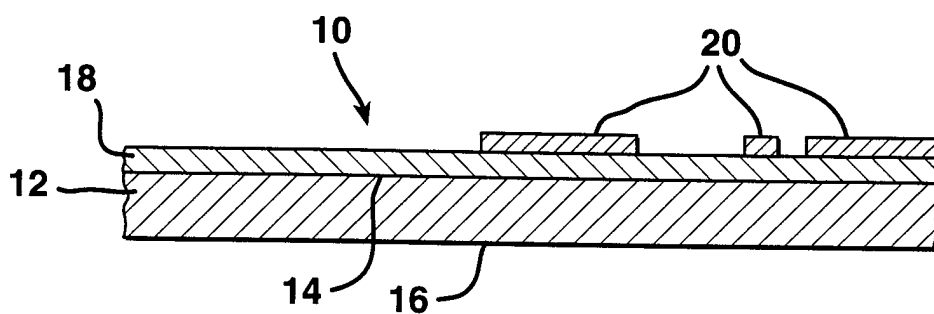
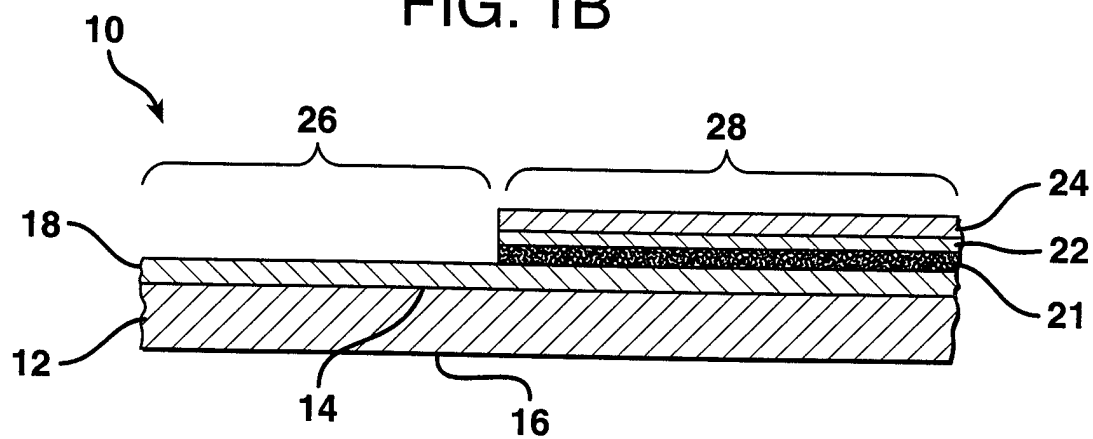


FIG. 1B



2/7

FIG. 2


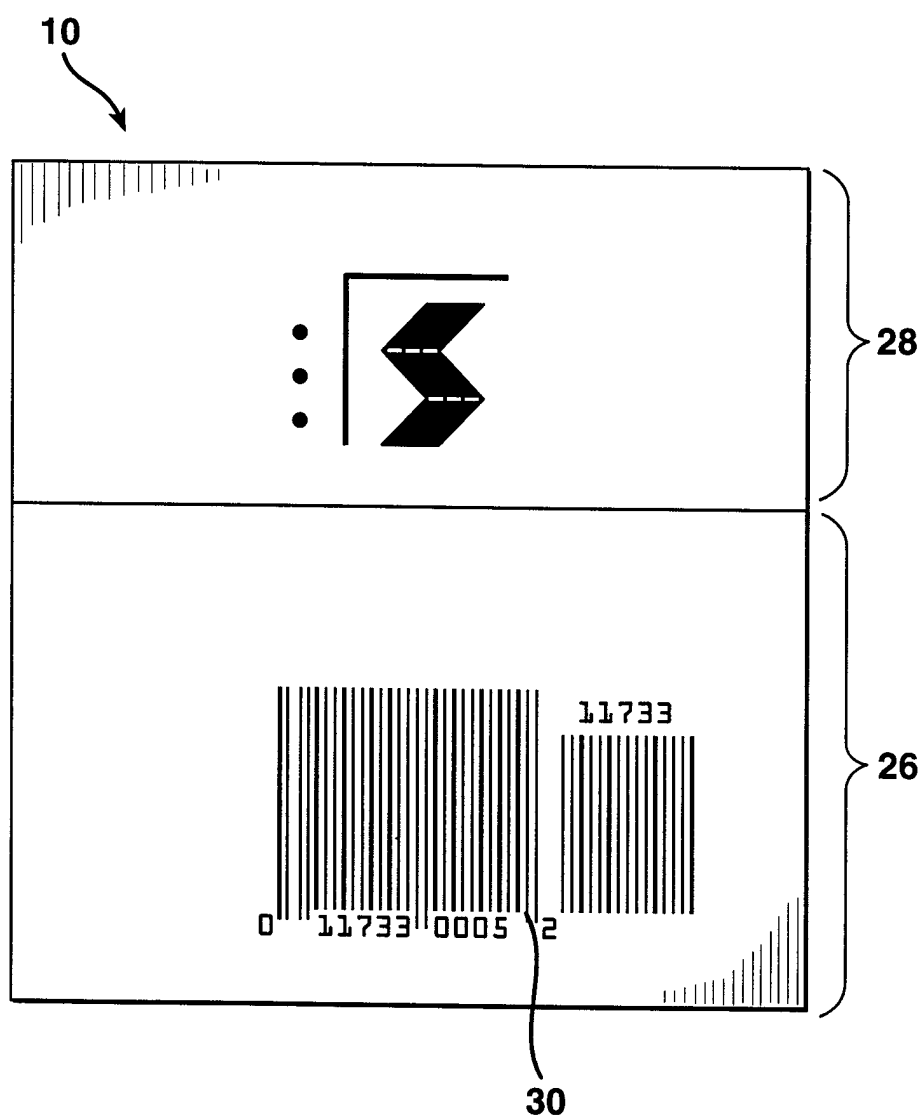
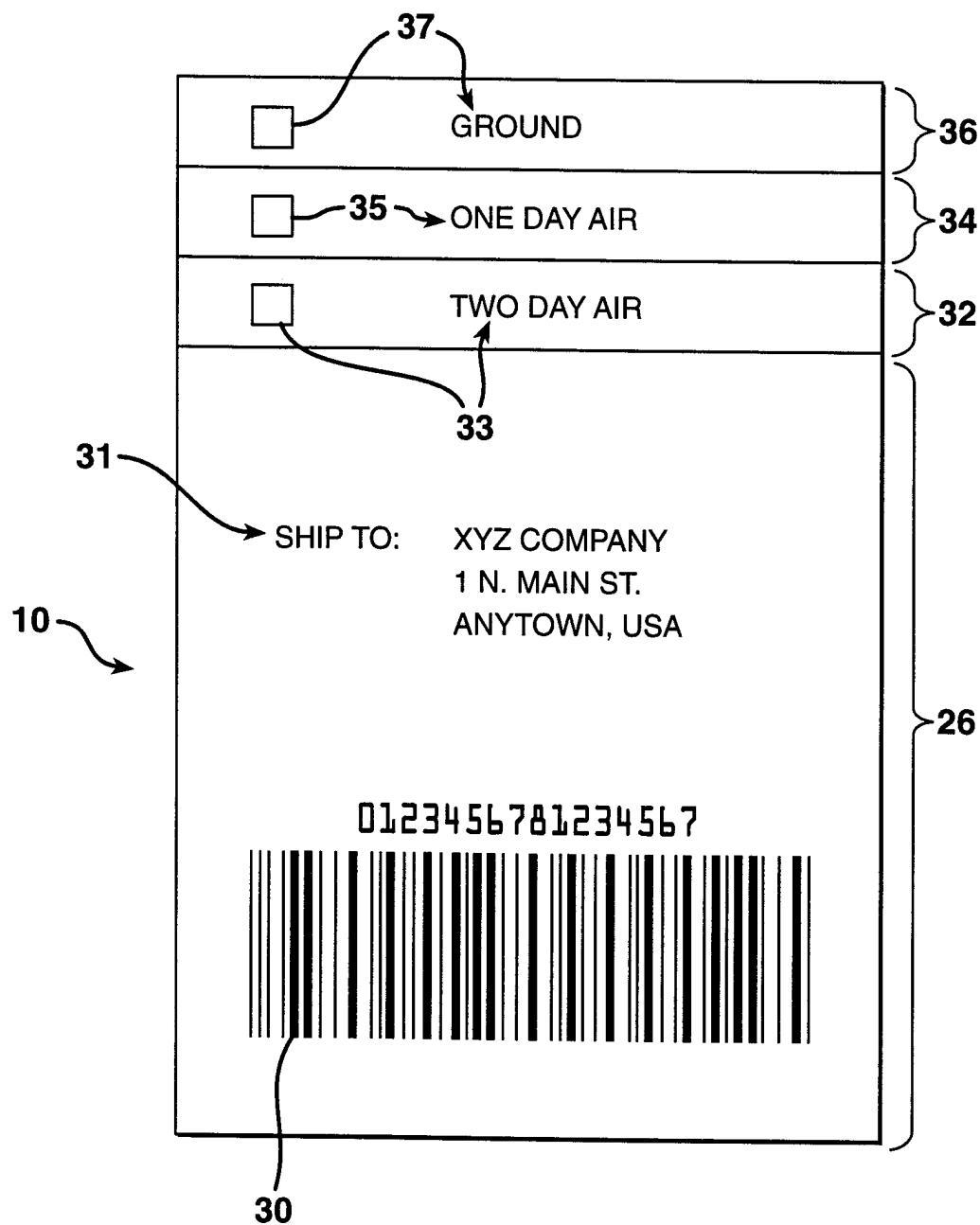


FIG. 2A



4/7

FIG. 3



5/7

FIG. 4

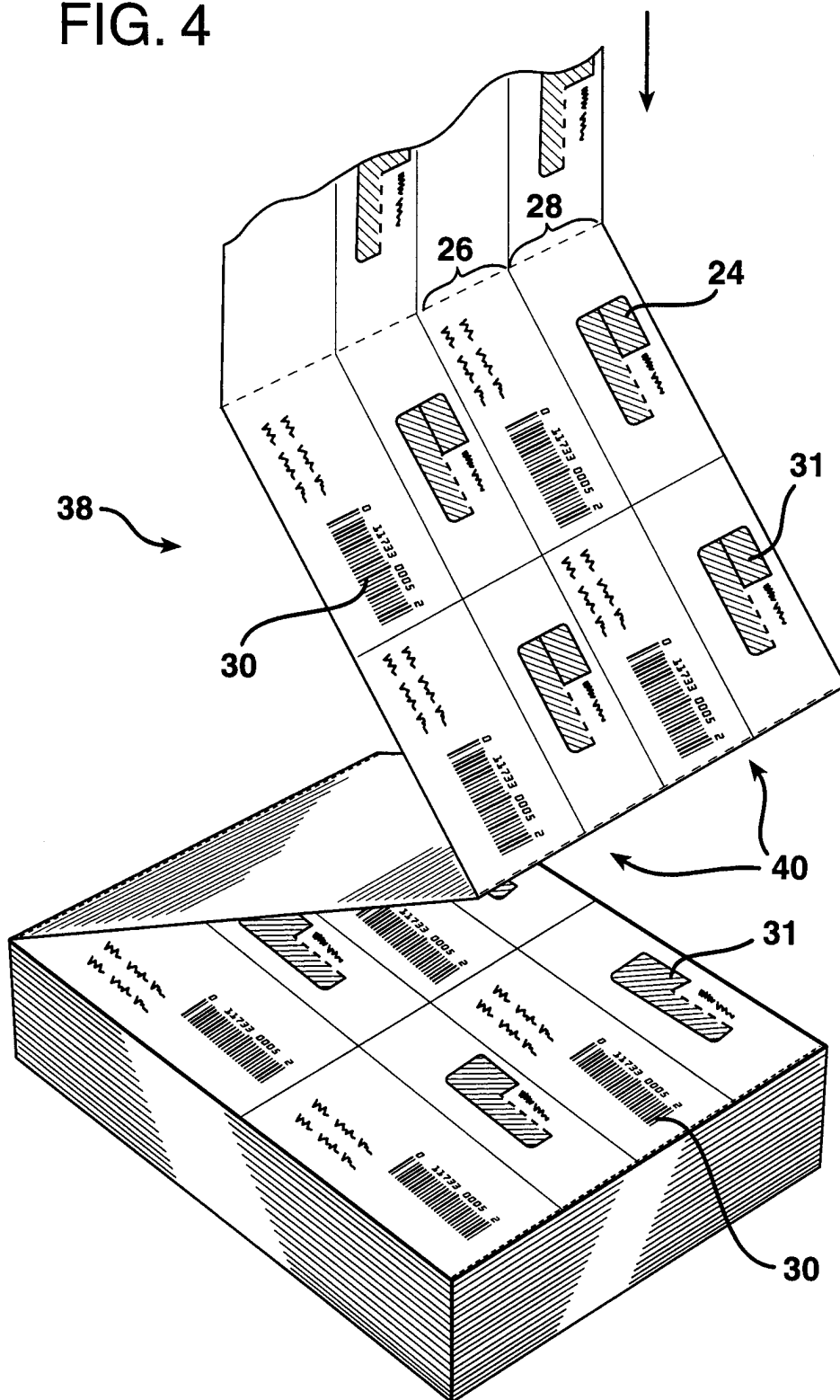


FIG. 4A

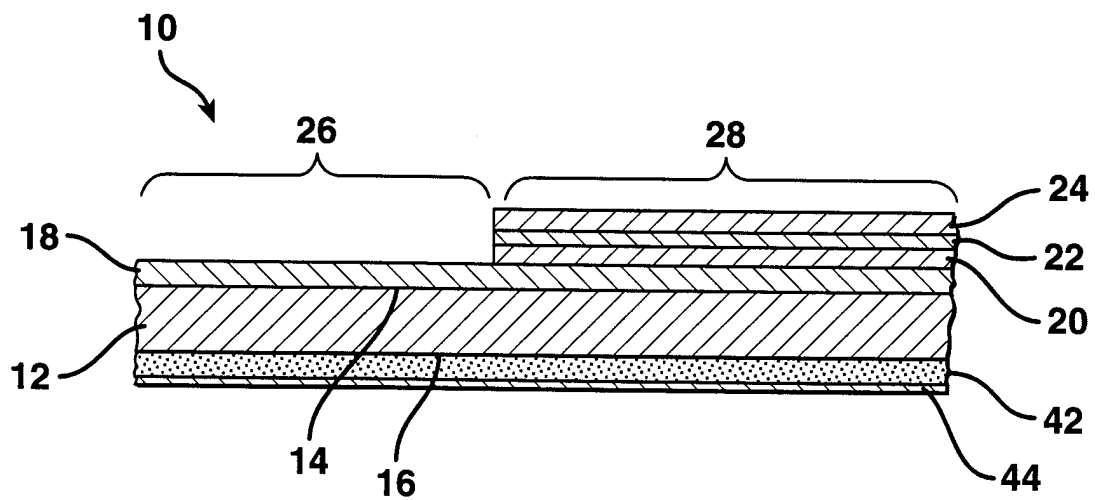
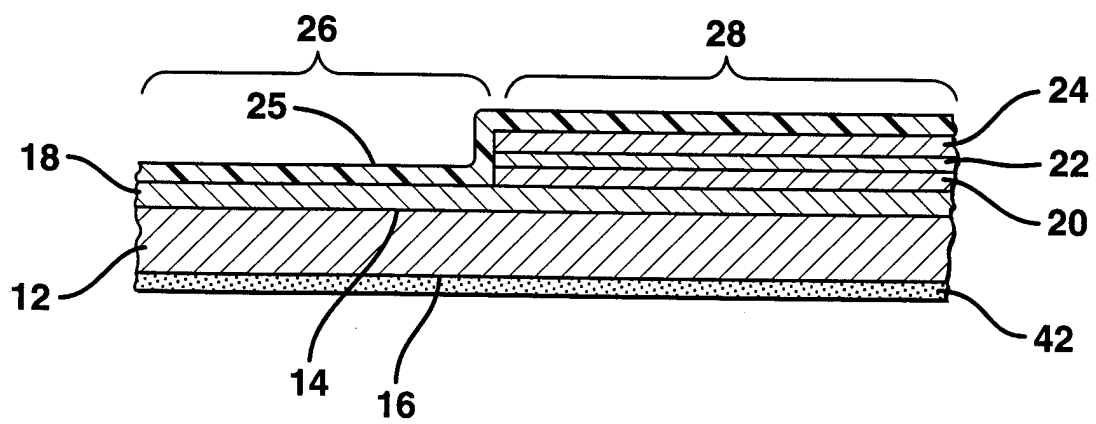


FIG. 5



INTERNATIONAL SEARCH REPORT

International Application No

PCT/US 98/00042

A. CLASSIFICATION OF SUBJECT MATTER

IPC 6 B41M5/34 G09F3/02 B42D15/00 B41M3/14

According to International Patent Classification (IPC) or to both national classification and IPC

B. FIELDS SEARCHED

Minimum documentation searched (classification system followed by classification symbols)

IPC 6 B41M G09F B42D B41J

Documentation searched other than minimum documentation to the extent that such documents are included in the fields searched

Electronic data base consulted during the international search (name of data base and, where practical, search terms used)

C. DOCUMENTS CONSIDERED TO BE RELEVANT

Category	Citation of document, with indication, where appropriate, of the relevant passages	Relevant to claim No.
X	US 5 427 415 A (J.C.H.CHANG) 27 June 1995 see column 2, line 64 - column 3, line 19 see column 4, line 9 - line 25 see column 5, line 3 - line 22 see column 6, line 31 - line 55 see column 8, line 60 - column 9, line 15 see column 12, line 50 - column 13, line 30; claims 1,16,35-39; figures 1,2,5-8 ---	1,12-15
X	PATENT ABSTRACTS OF JAPAN vol. 97, no. 1, 31 January 1997 & JP 08 238853 A (KOBAYASHI KIROKUSHI K.K.), 17 September 1996, see abstract --- -/--	14

☒ Further documents are listed in the continuation of box C.

☒ Patent family members are listed in annex.

Special categories of cited documents:

- "A" document defining the general state of the art which is not considered to be of particular relevance
- "E" earlier document but published on or after the international filing date
- "L" document which may throw doubts on priority claim(s) or which is cited to establish the publication date of another citation or other special reason (as specified)
- "O" document referring to an oral disclosure, use, exhibition or other means
- "P" document published prior to the international filing date but later than the priority date claimed

- "T" later document published after the international filing date or priority date and not in conflict with the application but cited to understand the principle or theory underlying the invention
- "X" document of particular relevance; the claimed invention cannot be considered novel or cannot be considered to involve an inventive step when the document is taken alone
- "Y" document of particular relevance; the claimed invention cannot be considered to involve an inventive step when the document is combined with one or more other such documents, such combination being obvious to a person skilled in the art.
- "&" document member of the same patent family

Date of the actual completion of the international search

23 April 1998

Date of mailing of the international search report

06/05/1998

Name and mailing address of the ISA

European Patent Office, P.B. 5818 Patentlaan 2
NL - 2280 HV Rijswijk
Tel. (+31-70) 340-2040, Tx. 31 651 epo nl,
Fax: (+31-70) 340-3016

Authorized officer

Bacon, A

INTERNATIONAL SEARCH REPORT

International Application No

PCT/US 98/00042

C.(Continuation) DOCUMENTS CONSIDERED TO BE RELEVANT

Category	Citation of document, with indication, where appropriate, of the relevant passages	Relevant to claim No.
A	<p>US 5 524 934 A (J.V.SCHWAN ET AL.) 11 June 1996 cited in the application see column 2, line 16 - column 3, line 15 see column 4, line 55 - column 5, line 7 see column 5, line 33 - line 54 see claims 1,2; figures 1,6; example 1 -----</p>	1-16

INTERNATIONAL SEARCH REPORT

information on patent family members

Intel International Application No

PCT/US 98/00042

Patent document cited in search report	Publication date	Patent family member(s)	Publication date
US 5427415 A	27-06-95	US 5536046 A	16-07-96
		US 5618063 A	08-04-97
		US 5644352 A	01-07-97
<hr/>			
US 5524934 A	11-06-96	AU 669789 B	20-06-96
		AU 6181894 A	17-11-94
		BR 9401862 A	06-12-94
		CA 2122693 A	04-11-94
		EP 0623909 A	09-11-94
		JP 7134550 A	23-05-95
		NO 941606 A	04-11-94
		NZ 260439 A	26-09-95
		ZA 9403046 A	22-05-95
<hr/>			