



US00D724565S

(12) **United States Design Patent**  
**Oliveras**

(10) **Patent No.:** **US D724,565 S**

(45) **Date of Patent:** **\*\* Mar. 17, 2015**

(54) **ELECTRONIC ACOUSTIC DEVICE**

(56) **References Cited**

(76) Inventor: **Rene-Martin Oliveras**, Florham Park,  
NJ (US)

U.S. PATENT DOCUMENTS

(\*\*) Term: **14 Years**

D240,363 S *	6/1976	Weigel .....	D30/106
D247,404 S *	3/1978	Harris .....	D6/483
D461,336 S *	8/2002	Slear et al. ....	D6/480
D573,979 S *	7/2008	Barnett et al. ....	D14/214
D593,791 S *	6/2009	Joensson .....	D7/367
2004/0089772 A1 *	5/2004	Albrecht .....	248/127
2011/0150247 A1 *	6/2011	Oliveras .....	381/304
2013/0230174 A1 *	9/2013	Oliveras .....	381/17

(21) Appl. No.: **29/411,428**

(22) Filed: **Jan. 20, 2012**

(51) **LOC (10) Cl.** ..... **14-03**

\* cited by examiner

(52) **U.S. Cl.**

USPC ..... **D14/217**

*Primary Examiner* — Stella Reid

*Assistant Examiner* — Janice Lim

(58) **Field of Classification Search**

USPC ..... D6/685, 686, 688.21, 688.26, 691,  
D6/708.16; D7/367, 698; D9/432; D10/92;  
D13/133, 137.1–137.4, 139.1–139.8;  
D14/138 G, 159, 172, 188, 194, 204,  
D14/209, 209.1, 210–215, 217, 354, 371,  
D14/374, 375, 446, 496, 499, 502; D26/26,  
D26/72, 113–120; D30/106; 177/25.13,  
177/25.16, 126, 127; 181/143, 144, 147,  
181/148, 150–153, 157, 198, 199;  
381/300–303, 306, 332, 333, 336, 345,  
381/361–364, 386–388

(57) **CLAIM**

The ornamental design for an electronic acoustic device, as shown.

**DESCRIPTION**

FIG. 1 is a front view of an electronic acoustic device, showing my new design.

FIG. 2 is a rear view of the electronic acoustic device.

FIG. 3 is a right side view of the electronic acoustic device.

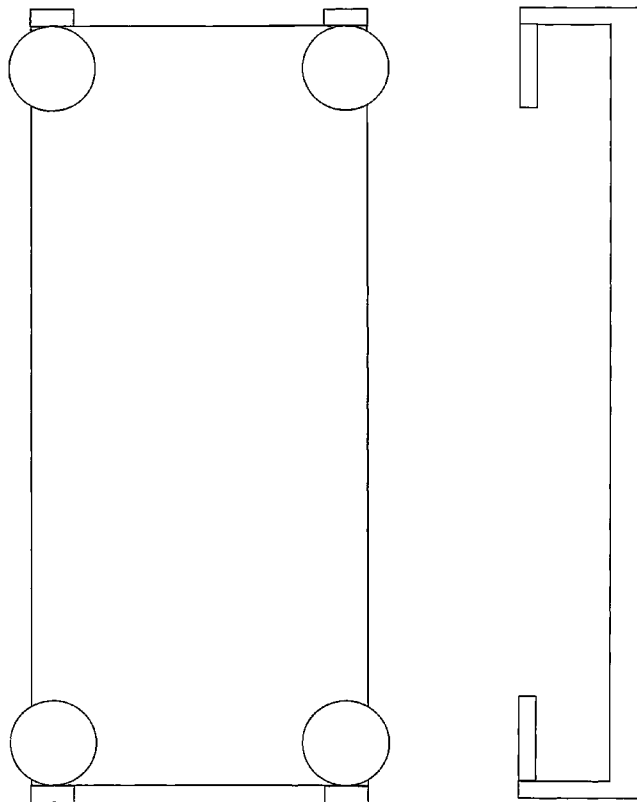
FIG. 4 is a left side view of the electronic acoustic device.

FIG. 5 is a top view of the electronic acoustic device; and,

FIG. 6 is a bottom view of the electronic acoustic device.

See application file for complete search history.

**1 Claim, 5 Drawing Sheets**






FIG. 1

FIG. 2




FIG. 3




FIG. 4




FIG. 5




FIG. 6

