



Europäisches Patentamt  
European Patent Office  
Office européen des brevets



(11) **EP 1 153 852 A2**

(12) **EUROPEAN PATENT APPLICATION**

(43) Date of publication:  
**14.11.2001 Bulletin 2001/46**

(51) Int Cl.7: **B65D 85/671**

(21) Application number: **01107663.5**

(22) Date of filing: **28.03.2001**

(84) Designated Contracting States:  
**AT BE CH CY DE DK ES FI FR GB GR IE IT LI LU  
MC NL PT SE TR**  
Designated Extension States:  
**AL LT LV MK RO SI**

(72) Inventors:  
• **Cassoli, Stefano**  
**40033 Casalecchio di Reno (IT)**  
• **Cassoli, Paolo**  
**40033 Casalecchio di Reno (IT)**

(30) Priority: **10.04.2000 IT BO000208**

(74) Representative: **Porsia, Attilio, Dr.**  
**c/o Succ. Ing. Fischetti & Weber**  
**Via Caffaro 3/2**  
**16124 Genova (IT)**

(71) Applicant: **Casmatic S.p.A.**  
**40033 Casalecchio di Reno, Bologna (IT)**

(54) **Packaging for rolls of toilet paper or paper towels, serving a dispenser**

(57) The rolls of paper (1) are packaged in a box (2) of parallelepiped shape made of board or other recyclable material, in which one or more of the said rolls are placed in a parallel arrangement and in one or more par-

allel rows, the said box having means (5, 105) that enable it to function as a dispenser for the consumption of the packaged paper, which is unwound from the roll or rolls, the latter preferably being arranged with their axes horizontal.

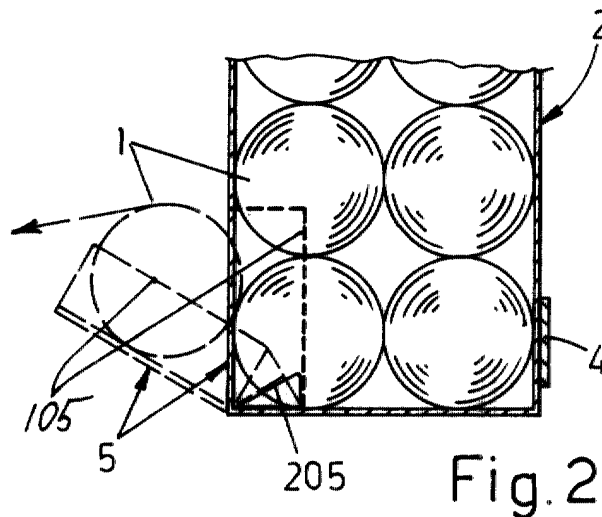


Fig. 2

EP 1 153 852 A2

## Description

**[0001]** Italian patent No. 1 201 220 discloses the method of producing compact rolls of toilet paper or paper towels characterized by the absence of the conventional tubular core and by having very compact dimensions, resulting in advantages in the storage and transportation of these products. These paper rolls are currently packaged in the same way as the earlier rolls with the hollow core by wrapping them in polythene, the disposal of which is problematical.

**[0002]** The invention proposes packaging conventional rolls or preferably the said compact rolls of toilet paper or paper towels in boxes, made of cardboard or other recyclable material, that are designed to be able to function additionally as dispensers of the paper they contain.

**[0003]** Other features of the invention, and the advantages that flow therefrom, will become obvious in the course of the following description of certain preferred embodiments thereof, illustrated purely by way of non-restrictive example, in the figures of the attached sheets of drawings, in which:

- Fig. 1 is a diagrammatic perspective view of a packaging of the type in question;
- Figs 2, 3, 4, 5, 6 and 7 are partial schematic side views in cross section, each showing a different embodiment of the packaging shown in Figure 1;
- Figs 8, 9 and 10 are partial schematic side views in cross section of packagings containing a single roll.

**[0004]** As can be seen in Figure 1, the compact paper rolls 1 are packaged in the appropriate number, for example eight, in a cardboard box 2 of parallelepiped shape in which the said rolls are arranged parallel to each other and in, for example, two rows.

**[0005]** In a preferred embodiment of the invention, the box 2 has at least one longitudinal window 3 or transverse lower window 3' which is preferably closed with transparent material and has the two functions of revealing the packaged product and acting as an indicator showing how much paper remains in the said box 2.

**[0006]** The box 2 also has means allowing it to be affixed to a wall with the rolls arranged horizontally and to function as a dispenser of the paper which is progressively unwound from the said rolls. For this purpose the box 2 may have, on the rear wall, one or more adhesive strips 4 (Fig. 2) by which it can be fixed to a supporting wall, or may have, at the top of the said rear wall, at least one hole or an adhesive strip 4' as in Figure 6 to provide a perforated reinforced area or a reinforced area prepared for a hole to be made, for use in hanging the said box from at least one supporting hook G.

**[0007]** For the dispensing function, the box 2 may have at the lower front a hatch 5 with preincisions around its perimeter as in Figure 2. These can be broken to allow the said hatch to be rotated downwards and in-

clined at an angle of less than 90° relative to the box, as indicated in the same Figure 2 in broken lines, the hatch being held firmly in this position by the connection of its side walls 105 with the inside part of the box by the bellows parts 205 which expand and which with the said side walls adopt the function of ties. The dimensions of the hatch 5 are such as to create on the box 2 an opening whose size is such as to allow the withdrawal of one roll 1 which can be rested permanently on the hatch so as to be visible and convenient for use. The hatch 5 may include at least one adhesive strip so that it can be reclosed.

**[0008]** Figure 3 illustrates an alternative embodiment in which the box 2 has a removable lower front hatch consisting of an optionally transparent part designed to be torn off and that forms on the box an opening 6 whose height is less than the diameter of a roll, through which the roll itself cannot come out but which allows the paper to be unwound from the roll sitting behind this opening.

**[0009]** Figure 4 illustrates a constructional alternative to the version shown in Figure 3, wherein the opening 6' is at a suitable distance from the bottom of the box, so that the lower edge 106 of the opening prevents the roll from coming out even when the diameter of the roll becomes equal to or less than the height of the said opening 6'.

**[0010]** Rotation of the roll in the versions shown in Figures 3 and 4 is limited by the weight of the rolls on top of it. To get around this drawback, the box may be designed to allow the use of rolls from the top down, as illustrated for example in Figures 5 and 6. In the version shown in Figure 5 the box may have a transverse window 7 or 7' located at the top of the front side wall or in the lid 102, respectively, through which the paper passes as it comes off whichever roll was started when the lid was opened. The window in question may be formed by tearing off a weakened part of the box or a transparent strip: this is intuitive and can easily be carried out by those skilled in the art. Figure 7 shows that the front of a box 2 can have a number of windows 7 equal to the number of parallel rows of products, each thus being able to serve the roll located immediately available for consumption.

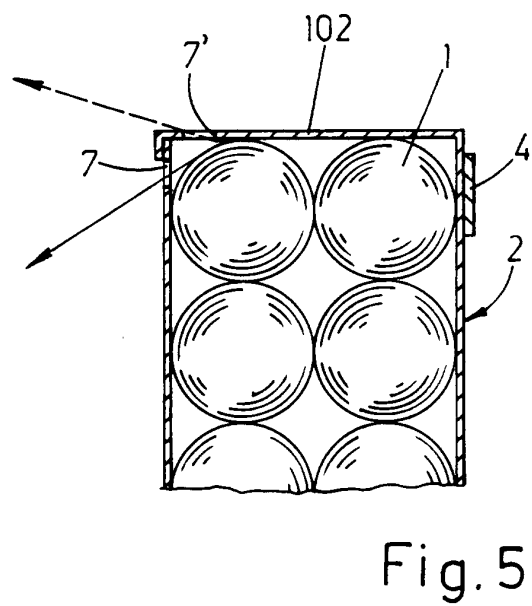
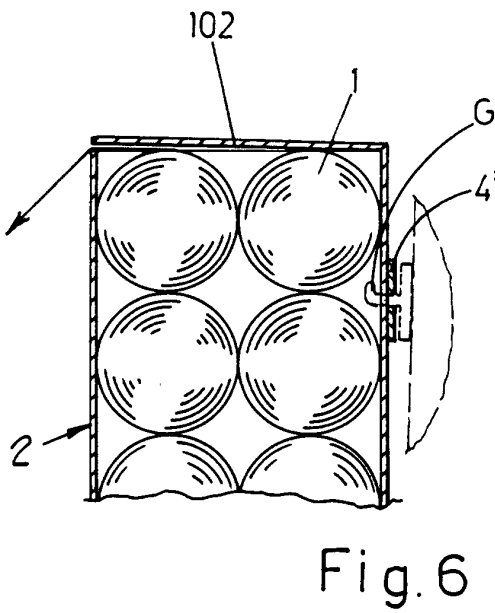
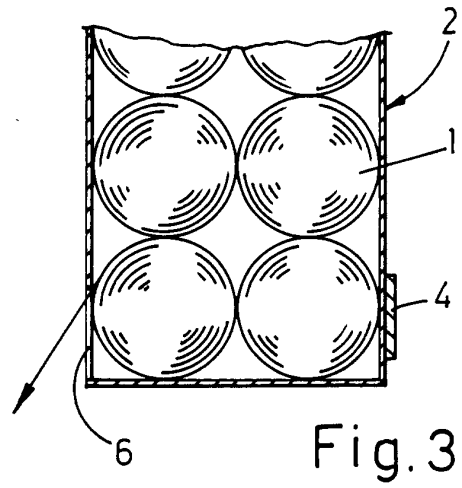
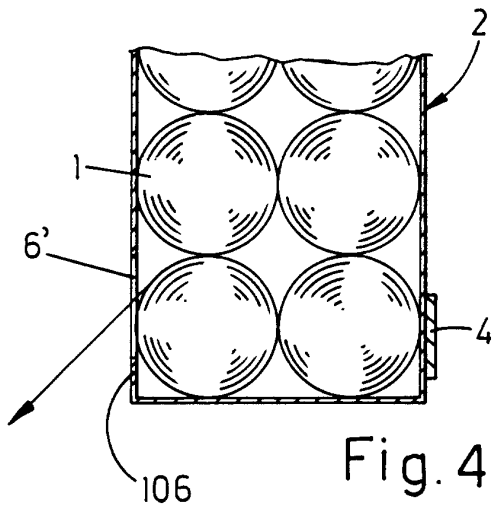
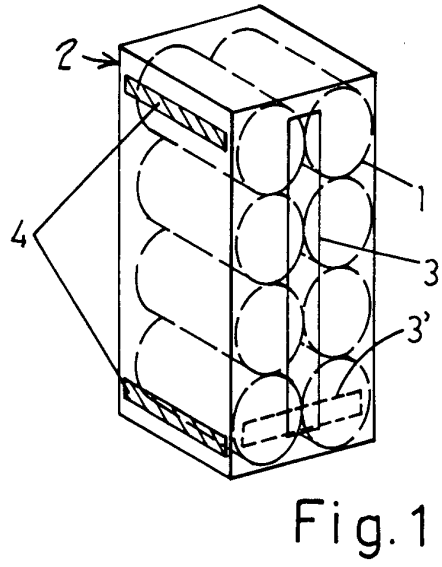
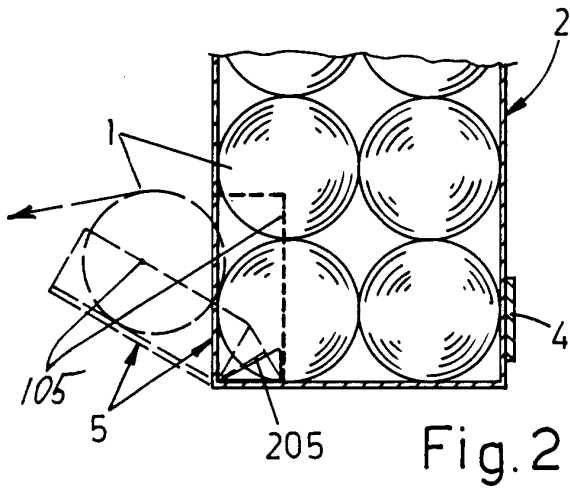
**[0011]** Figure 6 illustrates a version in which the paper unwound from a roll 2 passes through the gap between the top edge of the box and its lid 102 resting on this edge to cover the said box and its contents.

**[0012]** According to a different embodiment, the compact paper rolls may have a diameter greater than that of the rolls 1 shown in Figures 1 to 7, for example the same diameter as conventional rolls with board cores, thus containing more than twice as much paper as those rolls. A long-lasting roll of this kind can be packaged in a single cardboard box 2' as in Figures 8 to 10, this box having an optional adhesive strip 4 to enable it to be fixed to a supporting wall. As illustrated in Figure 8, the box 2' may have an opening 6' raised above the bottom, as already indicated in respect of the version in Figure

4. In the version in Figure 9, the box 2' may have windows 7 or 7' as in the version shown in Figure 5 or may have a window 7" on the bottom wall. In the solution shown in Figure 10 the paper unwound from the roll 1' can pass through the gap between the top edge of the box 1 and its lid 102' resting on the said edge and covering the box and the roll, as in the version shown in Figure 6.

### Claims

1. Packaging for rolls of paper such as toilet paper or paper towels, of conventional type or of compact type, **characterized in that** it comprises a box (2, 2') preferably made of cardboard or other recyclable material in which the said rolls are placed singly or in some appropriate number in a mutually parallel arrangement and in one or more rows, said box having means that enable it to function as a dispenser for the consumption of the packaged paper, which is unwound progressively from the rolls, the latter preferably being positioned with their axes horizontal.
2. Packaging according to Claim 1, in which the box (2, 2') preferably has on at least one side wall a vertical window (3) or a low transverse window (3') which is preferably closed with transparent material for showing the packaged product and as an indicator of consumption and of residual paper.
3. Packaging according to Claim 1, in which the box (2, 2') has means for affixing it to a wall.
4. Packaging according to Claim 3, in which the box (2, 2') has, on the rear side wall, one or more adhesive strips (4) for fixing it to a supporting wall.
5. Packaging according to Claim 3, in which the box (2, 2') has, on the rear wall, one or more holes, or parts prepared for holes to be made, for use in hanging the said box from one or more supporting hooks (G).
6. Packaging according to Claim 5, in which the part of the box (2, 2') that contains the holes for hanging it from the supporting hook or hooks (G) is reinforced with an adhesive strip (4').
7. Packaging according to Claim 1, in which a portion near the bottom of the front wall and side walls of the box (2, 2') has weakenings which can be broken to allow the said wall portion to be rotated downwards to form a hatch (5) that forms an angle of less than 90° relative to the box, owing to the connection of its side walls (105') with the inside of the said box, by means of bellows parts (205) which expand when the hatch is opened and function as ties, the dimensions of the said hatch being such as to form an opening whose height is at least approximately equal to the diameter of a roll, to allow the progressive withdrawal of a roll which remains visible for use on the said hatch.
8. Packaging according to Claim 7, in which the hatch (5) has at least one adhesive strip or other means to allow it to be reclosed.
9. Packaging according to Claim 1, in which the box (2, 2') has an opening (6) at the lower front that can be formed by tearing off weakened parts or a transparent part and the height of this opening is less than the diameter of a roll (1) so that the paper can be unwound but the roll itself cannot come out.
10. Packaging according to Claim 9, in which the lower front opening (6') through which the paper can be unwound from a roll has a lower edge (106) that distances it appropriately from the bottom of the box, in order to prevent the roll coming out when its diameter becomes equal to or less than the height of the opening.
11. Packaging according to Claim 1, in which the box (2, 2') is designed to allow the roll or rolls of paper to be used starting from the top in downward direction.
12. Packaging according to Claim 11, in which the box (2, 2') has a transverse window (7) at the top of the front wall so that paper unwound from the started roll protected inside the said box can pass out through it.
13. Packaging according to Claim 12, in which the front of the box (2) has a number of transverse windows (7) at the respective levels of the various rolls stacked inside.
14. Packaging according to Claim 11, in which the box (2, 2') has a transverse window (7') on the cover lid (102, 102') or on the bottom, through which paper unwound from the roll protected inside the said box passes out.
15. Packaging according to Claim 11, in which paper unwound from the roll protected inside the box (2, 2') comes out through the gap between the top edge of the said box and its cover lid (102, 102') resting on this edge.



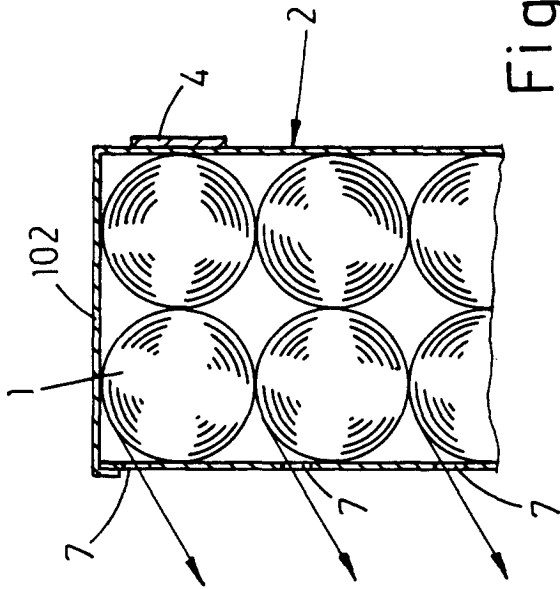


Fig. 7

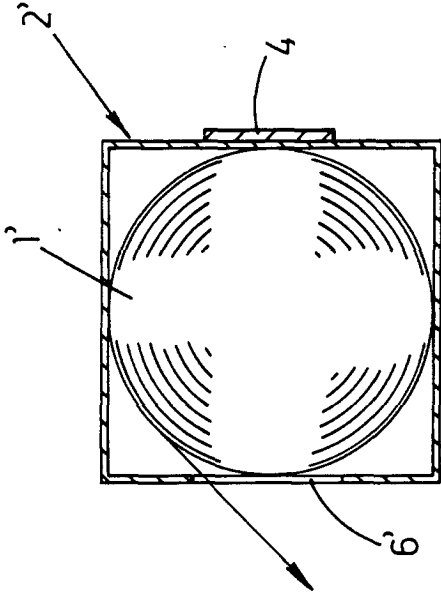


Fig. 8

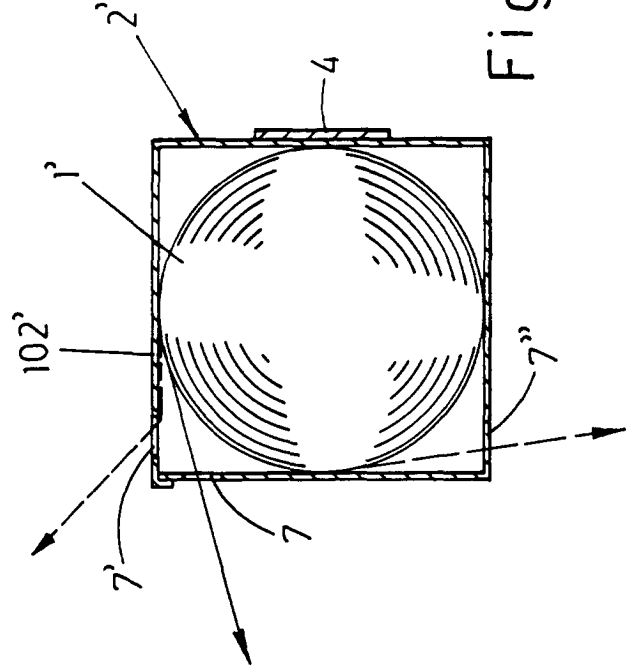


Fig. 9

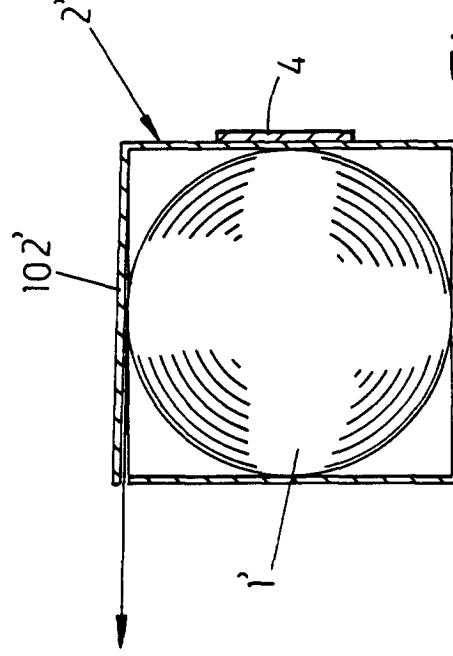


Fig. 10