



HU000031702T2

(19) **HU**(11) Lajstromszám: **E 031 702**(13) **T2****MAGYARORSZÁG**
Szellemi Tulajdon Nemzeti Hivatala**EURÓPAI SZABADALOM**
SZÖVEGÉNEK FORDÍTÁSA(21) Magyar ügyszám: **E 13 814874**(51) Int. Cl.: **G02B 1/04** (2006.01)(22) A bejelentés napja: **2013. 12. 16.****B29D 11/00** (2006.01)

(96) Az európai bejelentés bejelentési száma:

EP 20130814874

(86) A nemzetközi (PCT) bejelentési szám:

PCT/EP 13/076658

(97) Az európai bejelentés közzétételi adatai:

EP 2932314 A1 **2014. 06. 26.**

(87) A nemzetközi közzétételi szám:

WO 14095690

(97) Az európai szabadalom megadásának meghirdetési adatai:

EP 2932314 B1 **2017. 02. 01.**

(30) Elsőbbségi adatok:

201261738014 P **2012. 12. 17.** **US**

(73) Jogosult(ak):

Novartis AG, 4056 Basel (CH)

(72) Feltaláló(k):

BOTHE, Harald, 65527 Niedernhausen (DE)**HAGMANN, Peter, 88289 Waldburg (DE)**

(74) Képviselő:

**Danubia Szabadalmi és Jogi Iroda Kft.,
Budapest**

(54)

Eljárás javított UV-abszorbeáló szemészeti lencsék előállítására

Az európai szabadalom ellen, megadásának az Európai Szabadalmi Közlönyben való meghirdetésétől számított kilenc hónapon belül, felszólalást lehet benyújtani az Európai Szabadalmi Hivatalnál. (Európai Szabadalmi Egyezmény 99. cikk(1))

A fordítást a szabadalmas az 1995. évi XXXIII. törvény 84/H. §-a szerint nyújtotta be. A fordítás tartalmi helyességét a Szellemi Tulajdon Nemzeti Hivatala nem vizsgálta.

(19)



(11)

EP 2 932 314 B1

(12)

EUROPEAN PATENT SPECIFICATION

(45) Date of publication and mention
of the grant of the patent:
01.02.2017 Bulletin 2017/05

(51) Int Cl.:
G02B 1/04 (2006.01) B29D 11/00 (2006.01)

(21) Application number: **13814874.7**

(86) International application number:
PCT/EP2013/076658

(22) Date of filing: **16.12.2013**

(87) International publication number:
WO 2014/095690 (26.06.2014 Gazette 2014/26)

(54) METHOD FOR MAKING IMPROVED UV-ABSORBING OPHTHALMIC LENSES

VERFAHREN ZUR HERSTELLUNG VON UV-LICHT-ABSORBIERENDEN BRILLENGLÄSERN
PROCÉDÉ DE FABRICATION DE LENTILLES OPHTALMIQUES ABSORBANT LES UV
AMÉLIORÉES

(84) Designated Contracting States:
**AL AT BE BG CH CY CZ DE DK EE ES FI FR GB
GR HR HU IE IS IT LI LT LU LV MC MK MT NL NO
PL PT RO RS SE SI SK SM TR**

(30) Priority: **17.12.2012 US 201261738014 P**

(43) Date of publication of application:
21.10.2015 Bulletin 2015/43

(73) Proprietor: **Novartis AG
4056 Basel (CH)**

(72) Inventors:
• **BOTHE, Harald
65527 Niedernhausen (DE)**
• **HAGMANN, Peter
88289 Waldburg (DE)**

(74) Representative: **Bohest AG
Holbeinstrasse 36
4051 Basel (CH)**

(56) References cited:
**EP-A2- 1 666 924 JP-A- 2000 056 273
JP-A- 2005 206 720 US-A1- 2012 147 323**

EP 2 932 314 B1

Note: Within nine months of the publication of the mention of the grant of the European patent in the European Patent Bulletin, any person may give notice to the European Patent Office of opposition to that patent, in accordance with the Implementing Regulations. Notice of opposition shall not be deemed to have been filed until the opposition fee has been paid. (Art. 99(1) European Patent Convention).

Description

[0001] This invention is related to a method for making ophthalmic lenses (including contact lenses and intraocular lenses) capable of blocking ultra-violet ("UV") radiation and thereby protecting eyes to some extent from damages caused by UV radiation. This invention also provides UV-absorbing ophthalmic lenses made according to a method of the invention.

BACKGROUND

[0002] UV-absorbing ophthalmic lenses, in particular UV-absorbing contact lenses are typically produced in mass by a so-called cast-molding process, which involves thermo- or UV-induced free-radical polymerization of a lens-forming composition including a polymerizable UV-absorber and at least one vinylic monomer, macromer and or prepolymer in molds. Copolymerizable benzotriazole, benzophenone and triazine UV absorbers, which include an ethylenically unsaturated group covalently linked to their UV-absorbing moieties, are known and have been used previously. Those UV-absorbers can be incorporated into the polymer matrix of ophthalmic lenses. However, unpolymerized UV-absorber must be removed through extraction process to ensure obtained ophthalmic lenses to have required biocompatibility for use. In addition, when the lens production is relied on UV-induced polymerization process, which has a processing cycle shorter than that of the thermo-induced polymerization process, there are several disadvantages associated with use of a known polymerizable UV-absorber. First, the efficiency of incorporation of the UV-absorber in lenses may not be certain. Second, a UV-absorber present in a lens forming composition can reduce the amount of UV radiation available to initiate polymerization and may even lower the efficiency of covalent incorporation of the UV absorber into resultant lenses. Unreacted UV absorbers generally must be removed from the lenses in one or more extraction processes. Third, a UV-absorber may result in ineffective or uneven photo-polymerization of the lens forming composition.

[0003] Therefore, there still exists a need for a cost-effective method for making UV-absorbing contact lenses.

SUMMARY

[0004] In one aspect, the invention provides a method for making UV-absorbing ophthalmic lenses, the method comprising the steps of: obtaining an ophthalmic lens, preferably a contact lens; dipping the ophthalmic lens in a coating solution comprising an organic solvent and a UV-absorbing polymer for a period of time sufficient to form a UV-absorbing coating on the ophthalmic lens; wherein the UV-absorbing polymer comprises UV-absorbing monomeric units, covalently bound radical-initiating moieties, and at least 50%, preferably at least 60%, more preferably at least 70%, even more preferably at least 80%, most preferably at least 90%, by mole of carboxyl-containing monomeric units; and irradiating the ophthalmic lens after the dipping step to obtain a photo-induced grafting of the UV-absorbing polymer to the ophthalmic lens, optionally but preferably in the presence of a hydrophilic vinylic monomer or crosslinker.

[0005] In another aspect, the invention provides an ophthalmic lens, the lens comprising a polymeric lens body; a layer of UV-absorbing polymer on the lens body; wherein the UV-absorbing polymer comprises UV-absorbing monomeric units, covalently bound radical-initiating moieties, and at least 50%, preferably at least 60%, more preferably at least 70%, even more preferably at least about 80%, most preferably at least 90%, by mole of carboxyl-containing monomeric units, wherein the layer of UV-absorbing polymer is grafted to the lens body by a photo induced grafting process.

[0006] In a further aspect the invention provides an ophthalmic lens, the lens comprising a polymeric lens body; a layer of UV-absorbing polymer on the lens body; wherein the UV-absorbing polymer comprises UV-absorbing monomeric units, covalently bound radical-initiating moieties, and at least 50%, preferably at least about 60%, more preferably at least 70%, even more preferably at least about 80%, most preferably at least 90%, by mole of carboxyl-containing monomeric units, wherein the layer of UV-absorbing polymer is grafted to the lens body by a photo induced grafting process in the presence of a hydrophilic vinylic monomer or crosslinker.

[0007] The advantages of the invention will be set forth in part in the description which follows, and in part will be obvious from the description, or may be learned by practice of the aspects described below. The advantages described below will be realized and attained by means of the elements and combinations particularly pointed out in the appended claims. It is to be understood that both the foregoing general description and the following detailed description are exemplary and explanatory only and are not restrictive.

BRIEF DESCRIPTION OF THE DRAWINGS

[0008] Figure 1 shows the UV absorbance spectra of storage solutions of contact lenses as described in Example 1 wherein 1) is for a lens treated for 20 min in a PAA-N20 solution and after autoclaving, 2) is for a lens treated for 20 min in a PAA-N20-Irg solution, and 5 min UV illumination in PBS solution and autoclaving and 3) is for a lens treated for 20 min in a PAA-N20-Irg solution, and 5 minutes UV illumination in an aqueous PEG-DA 700 solution and autoclaving. The

scale on the x-axis showing UV absorbance is zero at y-axis level, 0.5 at the lowest line parallel to the y-axis, 1.0 at the next line parallel to the y-axis, and 1.5 at the highest line parallel to the y-axis.

DETAILED DESCRIPTION

- 5
- [0009]** Before the present methods are disclosed and described, it is to be understood that the aspects described below are not limited to specific compounds, steps, or uses as such may, of course, vary. It is also to be understood that the terminology used herein is for the purpose of describing particular aspects only and is not intended to be limiting.
- 10 **[0010]** In this specification and in the claims that follow, reference will be made to a number of terms that shall be defined to have the following meanings:
- [0011]** It must be noted that, as used in the specification and the appended claims, the singular forms "a," "an" and "the" include plural referents unless the context clearly dictates otherwise. Thus, for example, reference to "a monomer" includes mixtures of two or more such monomers, and the like.
- 15 **[0012]** "About" as used herein means that a number referred to as "about" comprises the recited number plus or minus 1-10% of that recited number.
- [0013]** "Optional" or "optionally" means that the subsequently described event or circumstance can or cannot occur, and that the description includes instances where the event or circumstance occurs and instances where it does not.
- [0014]** Unless defined otherwise, all technical and scientific terms used herein have the same meaning as commonly understood by one of ordinary skill in the art to which this invention belongs. As employed throughout the disclosure, 20 the following terms, unless otherwise indicated, shall be understood to have the following meanings.
- [0015]** An "ophthalmic lens" refers to a contact lens and/or an intraocular lens. A "contact lens" refers to a structure that can be placed on or within a wearer's eye. A contact lens can correct, improve, or alter a user's eyesight, but that need not be the case. A "silicone hydrogel contact lens" refers to a contact lens comprising a silicone hydrogel material.
- 25 **[0016]** As used in this application, the term "hydrogel" or "hydrogel material" refers to a crosslinked polymeric material which is not water-soluble and can contain at least 10% by weight of water within its polymer matrix when fully hydrated.
- [0017]** A "silicone hydrogel" refers to a hydrogel containing silicone. A silicone hydrogel typically is obtained by copolymerization of a polymerizable composition comprising at least one silicone-containing vinylic monomer or at least one silicone-containing vinylic macromer or at least one silicone-containing prepolymer having ethylenically unsaturated groups.
- 30 **[0018]** A "vinylic monomer" refers to a compound that has one sole ethylenically-unsaturated group.
- [0019]** The term "olefinically unsaturated group" or "ethylenically unsaturated group" is employed herein in a broad sense and is intended to encompass any groups containing at least one >C=C< group. Exemplary ethylenically unsaturated groups include without limitation (meth)acryloyl

- 35
- $$\left(\begin{array}{c} \text{O} \\ \parallel \\ -\text{C}-\text{CH}=\text{CH}_2 \end{array} \right) \text{ and/or } \left(\begin{array}{c} \text{O} \quad \text{CH}_3 \\ \parallel \quad | \\ -\text{C}-\text{C}=\text{CH}_2 \end{array} \right), \text{ allyl, vinyl } \left(\begin{array}{c} | \\ -\text{C}=\text{CH}_2 \end{array} \right),$$
- 40 styrenyl, or other C=C containing groups.
- [0020]** The term "(meth)acrylamide" refers to methacrylamide and/or acrylamide.
- [0021]** The term "(meth)acrylate" refers to methacrylate and/or acrylate.
- [0022]** A "hydrophilic vinylic monomer", as used herein, refers to a vinylic monomer which can be polymerized to form a homopolymer that is water-soluble or can absorb at least 10 percent by weight of water.
- 45 **[0023]** A "hydrophobic vinylic monomer" refers to a vinylic monomer which can be polymerized to form a homopolymer that is insoluble in water and can absorb less than 10 percent by weight of water.
- [0024]** As used in this application, the term "macromer" or "prepolymer" refers to a medium and high molecular weight compound or polymer that contains two or more ethylenically unsaturated groups. Medium and high molecular weight typically means average molecular weights greater than 700 Daltons.
- 50 **[0025]** As used in this application, the term "crosslinker" refers to a compound having at least two ethylenically unsaturated groups. A "crosslinking agent" refers to a crosslinker having a molecular weight of about 700 Daltons or less.
- [0026]** As used in this application, the term "polymer" means a material formed by polymerizing/crosslinking one or more monomers or macromers or prepolymers.
- 55 **[0027]** As used in this application, the term "molecular weight" of a polymeric material (including monomeric or macromeric materials) refers to the weight-average molecular weight unless otherwise specifically noted or unless testing conditions indicate otherwise.
- [0028]** The molecular weight of a UV absorbing polymer of the invention can vary broadly. It can be from about 3000 to about 700.000, preferably from about 5000 to about 500.000.

[0029] The term "soluble", in reference to a compound or material in a solvent, means that the compound or material can be dissolved in the solvent to give a solution with a concentration of at least about 1% by weight at room temperature (i.e., a temperature of about 20°C to about 30°C).

[0030] The term "insoluble", in reference to a compound or material in a solvent, means that the compound or material can be dissolved in the solvent to give a solution with a concentration of less than 0.005% by weight at room temperature (as defined above).

[0031] The term "water-soluble" in reference to a polymer means that the polymer can be dissolved in water to an extent sufficient to form an aqueous solution of the polymer having a concentration of at least about 1% by weight at room temperature (defined above).

[0032] As used in this application, the term "water contact angle" refers to an average water contact angle (i.e., contact angles measured by Sessile Drop method), which is obtained by averaging measurements of contact angles.

[0033] As used in this application, the term "crosslinked coating" or "hydrogel coating" interchangeably is used to describe a crosslinked polymeric material having a three-dimensional network that can contain water when fully hydrated. The three-dimensional network of a crosslinked polymeric material can be formed by crosslinking of two or more linear or branched polymers through crosslinkages.

[0034] "Polymer" means a material formed by crosslinking or polymerizing one or more monomers.

[0035] The invention is generally directed to a cost-effective and time-efficient method for making UV-absorbing ophthalmic lenses, in particular, contact lenses. In contrast to the conventional method for making UV-absorbing ophthalmic lenses which involves copolymerizing a lens forming composition including a UV-absorbing vinylic monomer, a method of the invention involves a simple dipping process to apply a UV-absorbing coating onto an ophthalmic lens posterior to molding. The invention is partly based on the discovery that a layer (or coating) of a UV-absorbing polymer with carboxyl groups can be easily applied onto a cast-molded ophthalmic lens just by dipping the ophthalmic lens in a solution of the UV-absorbing polymer. The thickness and durability of the UV-absorbing coating can be controlled by using an organic solvent as the solvent or one of the solvent mixture in the UV-absorbing polymer solution and then rinsing with water or a mixture of water and at least one organic solvent. It is believed that when a solvent system containing at least one organic solvent is used for preparing a coating solution, it can swell an ophthalmic lens so that a portion of the UV-absorbing polymer may penetrate into the ophthalmic lens and increase the thickness of the UV-absorbing coating. The subsequent water-rinsing step can shrink the ophthalmic lens and embed partially the UV-absorbing polymer and increase the durability of the UV-absorbing coating.

[0036] The durability of the UV-absorbing coating is further improved by the UV-absorbing polymer comprising, in addition to UV-absorbing units and carboxyl-containing monomeric units, covalently bound radical-initiating moieties. The presence of these radical-initiating moieties allow a photo induced grafting (i.e., covalently attaching through the remaining residues of those radical-initiating moieties) of the UV-absorbing coating onto the ophthalmic lens in the absence or presence of a hydrophilic vinylic monomer or crosslinker. Such grafting can be achieved by irradiating the ophthalmic lens after the dipping step, optionally but preferably in the presence of a hydrophilic vinylic monomer or crosslinker.

[0037] The present invention can provide the following advantages. First, the incorporation of UV-absorbing agents to an ophthalmic lens is carried out after curing a lens-forming composition in a mold and thereby can overcome the disadvantages of using a UV-absorbing vinylic monomer described previously in the section "Background." Second, the whole process is based on wet chemistry (dipping ophthalmic lenses in a solution for a period of time). Such process can be easily implemented in a fully-automated, mass-production environment. Third, the process for incorporating UV-absorbers can be an integral part of a coating process for applying a hydrogel coating onto a contact lens. Fourth, the process including the photo-induced grafting step grafts the UV-absorbing polymer to the ophthalmic lens. This has the effect of reducing or preventing a remigration (i.e., leaching) of the UV-absorbing polymer from the ophthalmic lens into a solution in which the lens is stored. In other words the UV-absorbing polymer is better fixed to the ophthalmic lens than without the grafting step.

[0038] In one aspect, the invention provides a method for making UV-absorbing ophthalmic lenses, the method comprising the steps of: obtaining an ophthalmic lens, preferably a contact lens; dipping the ophthalmic lens in a coating solution comprising an organic solvent and a UV-absorbing polymer for a period of time sufficient to form a UV-absorbing coating on the ophthalmic lens; wherein the UV-absorbing polymer comprises UV-absorbing monomeric units, covalently bound radical-initiating moieties, and at least about 50%, preferably at least about 60%, more preferably at least about 70%, even more preferably at least about 80%, most preferably at least about 90%, by mole of carboxyl-containing monomeric units, irradiating the ophthalmic lens after the dipping step to obtain a photo-induced grafting of the UV-absorbing polymer to the ophthalmic, optionally but preferably in the presence of a hydrophilic vinylic monomer or crosslinker.

[0039] In accordance with the invention, a contact lens can be any contact lens, including soft and hard contact lens. A preferred soft contact lens is a silicone hydrogel contact lens.

[0040] A person skilled in the art will know well how to make contact lenses. For example, contact lenses can be

produced in a conventional "spin-casting mold," as described for example in U.S. Patent No. 3,408,429, or by the full cast-molding process in a static form, as described in U.S. Patent Nos. 4,347,198; 5,508,317; 5,583,463; 5,789,464; and 5,849,810, or by lathe cutting of silicone hydrogel buttons as used in making customized contact lenses. In cast-molding, a lens formulation typically is dispensed into molds and cured (i.e., polymerized and/or crosslinked) in molds for making contact lenses. For production of preferred silicone hydrogel contact lenses, a lens formulation for cast-molding of contact lenses generally comprises at least one component selected from the group consisting of a silicone-containing vinylic monomer, a silicone-containing vinylic macromer, a hydrophilic vinylic monomer, a hydrophilic vinylic macromer, a hydrophobic vinylic monomer, and combinations thereof. It must be understood that a lens-forming composition can also comprise various components, such as, for example, a crosslinking agent, a visibility tinting agent (e.g., dyes, pigments, or mixtures thereof), antimicrobial agents (e.g., preferably silver nanoparticles), a bioactive agent, leachable lubricants, leachable tear-stabilizing agents, and mixtures thereof, as known to a person skilled in the art. Resultant silicone hydrogel contact lenses then can be subjected to extraction with an extraction solvent to remove unpolymerized components from the resultant lenses and to hydration process, as known by a person skilled in the art. In addition, a contact lens can be a colored contact lens (i.e., a contact lens having at least one colored pattern printed thereon as well known to a person skilled in the art).

[0041] A person skilled in the art knows very well how to prepare a lens formulation. Numerous non-silicone hydrogel lens formulation and silicone hydrogel lens formulations have been described in numerous patents and patent applications published by the filing date of this application. All of them can be used in obtaining a contact lens. A silicone hydrogel lens formulation for making commercial silicone hydrogel contact lenses, such as lotrafilcon A, lotrafilcon B, balafilcon A, galyfilcon A, senofilcon A, narafilcon A, narafilcon B, comfilcon A, enfilcon A, asmoofilcon A, filcon II 3, can also be used in making silicone hydrogel contact lenses which then can be used to make UV-absorbing contact lenses according to a method of the invention.

[0042] Lens molds for making contact lenses are well known to a person skilled in the art and, for example, are employed in cast molding or spin casting. For example, a mold (for cast molding) generally comprises at least two mold sections (or portions) or mold halves, i.e. first and second mold halves. The first mold half defines a first molding (or optical) surface and the second mold half defines a second molding (or optical) surface. The first and second mold halves are configured to receive each other such that a lens forming cavity is formed between the first molding surface and the second molding surface. The molding surface of a mold half is the cavity-forming surface of the mold and in direct contact with lens-forming material.

[0043] Methods of manufacturing mold sections for cast-molding a contact lens are generally well known to those of ordinary skill in the art. The process of the present invention is not limited to any particular method of forming a mold. In fact, any method of forming a mold can be used in the present invention. The first and second mold halves can be formed through various techniques, such as injection molding or lathing. Examples of suitable processes for forming the mold halves are disclosed in U.S. Patent Nos. 4,444,711 to Schadt; 4,460,534 to Boehm et al.; 5,843,346 to Morrill; and 5,894,002 to Boneberger et al., which are also incorporated herein by reference.

[0044] Virtually all materials known in the art for making molds can be used to make molds for making contact lenses. For example, polymeric materials, such as polyethylene, polypropylene, polystyrene, PMMA, Topas[®] COC grade 8007-S10 (clear amorphous copolymer of ethylene and norbornene, from Ticona GmbH of Frankfurt, Germany and Summit, New Jersey), or the like can be used. Other materials that allow UV light transmission could be used, such as quartz glass and sapphire.

[0045] In accordance with the invention, a UV-absorbing polymer comprises UV-absorbing monomeric units, covalently bound radical-initiating moieties, and at least 50%, preferably at least 60%, more preferably at least 70%, even more preferably at least 80%, most preferably at least 90%, by mole of carboxyl-containing monomeric units. Each UV-absorbing monomeric unit comprises a UV-absorbing moiety which can be benzotriazole-moiety, benzophenone-moiety or triazine moiety, with benzotriazole-moiety or benzophenone-moiety as preferred UV-absorbing moiety, with benzotriazole-moiety as most preferred UV-absorbing moiety. As used in this application, the term "monomeric units" refers to repeating units of a polymer, which are derived from a vinylic monomer participated in a polymerization and optionally can be modified by a compound after polymerization.

[0046] Each covalently bound radical-initiating moiety introduced into a UV-absorbing polymer by using a functionalized radical-initiating compound suitable to be bound to carboxy groups of a precursor polymer or an intermediary UV-absorbing polymer. Functionalized radical-initiating compounds suitable to be bound to carboxy are known and described, for example, in WO 03/042724, WO 86/005778, EP-B 632 329 and EP-B 800 511. Preferred radical-initiating compounds are those of the Irgacure type.

[0047] A UV-absorbing polymer of the invention can be obtained from an intermediary UV-absorbing polymer obtained by copolymerizing a polymerizable mixture comprising at least one carboxyl-containing vinylic monomer and at least one UV-absorbing vinylic monomer in the presence or absence of a vinylic monomer, provided that the carboxyl-containing vinylic monomer is present in an amount of at least 50%, preferably at least 60%, more preferably at least 70%, even more preferably at least 80%, most preferably at least 90% by mole in the polymerizable composition.

[0048] An intermediary UV-absorbing polymer so obtained can be further modified to include covalently bound radical-initiating moieties by reacting it with a functionalized radical-initiating compound in a coupling reaction, e.g. with an Irgacure type photoinitiator via the active ester route with N-(3-dimethylaminopropyl)-N'-ethylcarbo-diimid. Other "coupling reactions" described hereinafter can be used likewise to attach a functionalized radical-initiating compound to the

intermediary UV-absorbing polymer.

[0049] Any UV-absorbing vinylic monomers can be used in the preparation of an intermediary UV-absorbing polymer of the invention. Examples of preferred UV-absorbing vinylic monomers include without limitation benzotriazole-containing vinylic monomers (e.g., 2-(2-hydroxy-5-vinylphenyl)-2H-benzotriazole, 2-(2-hydroxy-5-acryloxyphenyl)-2H-benzotriazole, 2-(2-hydroxy-3-methacrylamido methyl-5-tert octylphenyl) benzotriazole, 2-(2'-hydroxy-5'-methacrylamido-phenyl)-5-chlorobenzotriazole, 2-(2'-hydroxy-5'-methacrylamidophenyl)-5-methoxybenzo-triazole, 2-(2'-hydroxy-5'-methacryloxypropyl-3'-t-butyl-phenyl)-5-chlorobenzotriazole, 2-(2'-hydroxy-5'-methacryloxyethylphenyl) benzotriazole, 2-(2'-hydroxy-5'-methacryloxypropyl-phenyl) benzotriazole, or combination thereof); benzophenone-containing vinyl monomers (e.g., 2-hydroxy-4-acryloxy alkoxy benzophenone, 2-hydroxy-4-methacryloxy alkoxy benzophenone, allyl-2-hydroxybenzophenone, and 2-hydroxy-4-methacryloxy benzophenone, or combinations thereof); or combination thereof. Benzotriazole-containing vinyl monomers can be prepared according to procedures described in US patent Nos. 3,299,173, 4,612,358, 4,716,234, 4,528,311 (herein incorporated by reference in their entirety) or can be obtained from commercial suppliers. Benzophenone-containing vinyl monomers can be prepared according to procedures described in US patent Nos 3,162,676 (herein incorporated by reference in its entirety) or can be obtained from commercial suppliers.

[0050] Any functionalized radical-initiating compound suitable to be bound to carboxy group can be used in the preparation of the UV-absorbing polymer of the invention. A functionalized radical-initiating compound suitable to be bound to carboxy group comprises a group which is co-reactive to a carboxy group, such as amino or hydroxy group, preferably amino group. The radical-initiating part may belong to different types, for example to the thioxanthone type and preferably to the benzoin type.

[0051] In a preferred embodiment of the invention the covalent bonding between carboxy groups and the functionalized radical-initiating compound occurs via reaction of a carboxy group with a hydroxyl, amino or alkylamino group of the radical-initiating compound, for example by using a radical-initiating compound of formula (10a) of EP B1 1299753 which is incorporated by reference in relevant part. The reaction of carboxy groups with hydroxyl or amino groups of a radical-initiating compound of, for example formula 10a of EP B1 1299753 is well-known in the art and may be carried out, for example, as described in textbooks of organic chemistry.

[0052] Any suitable carboxyl-containing vinylic monomers can be used in the preparation of an intermediary UV-absorbing polymer of the invention. Examples of preferred carboxyl-containing vinylic monomers include without limitation acrylic acid, C₁-C₁₂ alkylacrylic acid (e.g., methacrylic acid, ethylacrylic acid, propylacrylic acid, butylacrylic acid, pentylacrylic acid, etc.), N,N-2-acrylamidoglycolic acid, beta-methyl-acrylic acid (crotonic acid), alpha-phenyl acrylic acid, beta-acryloxy propionic acid, sorbic acid, angelic acid, cinnamic acid, 1-carboxy-4-phenyl butadiene-1,3, itaconic acid, citraconic acid, mesaconic acid, glutaconic acid, aconitic acid, maleic acid, fumaric acid, tricarboxy ethylene, and combinations thereof. A UV-absorbing polymer is prepared from at least one carboxyl-containing vinylic monomer selected from the group preferably consisting of acrylic acid, methacrylic acid, ethylacrylic acid, propylacrylic acid, butylacrylic acid, pentylacrylic acid, and combinations thereof, more preferably consisting of acrylic acid, methacrylic acid, ethylacrylic acid, propylacrylic acid, and combinations thereof, even more preferably consisting of acrylic acid, methacrylic acid, ethylacrylic acid, and combinations thereof.

[0053] Alternatively, a UV-absorbing polymer of the invention can be obtained by sequentially (in no particular order) reacting a UV-absorbing compound and a radical-initiating compound or by reacting a mixture of a UV-absorbing compound and a radical-initiating compound, with (i.e., covalently attaching UV-absorbing moieties to) a precursor polymer having at least 50%, preferably at least 60%, more preferably at least 70%, even more preferably at least 80%, most preferably at least 90%, by mole of carboxyl-containing monomeric units in a coupling reaction known to a person skilled in the art.

[0054] A "coupling reaction" is intended to describe any reaction between a pair of matching functional groups in the presence or absence of a coupling agent to form covalent bonds or linkages under various reaction conditions well known to a person skilled in the art, such as, for example, oxidation-reduction conditions, dehydration condensation conditions, addition conditions, substitution (or displacement) conditions, Diels-Alder reaction conditions, cationic crosslinking conditions, ring-opening conditions, epoxy hardening conditions, and combinations thereof. Non-limiting examples of coupling reactions under various reaction conditions between a pair of matching co-reactive functional groups selected from the group preferably consisting of amino group (-NHR' as defined above), hydroxyl group, carboxylic acid group, acid halide groups (-COX, X= Cl, Br, or I), acid anhydrate group, aldehyde group, azlactone group, isocyanate group, epoxy group, aziridine group, thiol group, and amide groups (-CONH₂), are given below for illustrative purposes. A carboxylic acid group reacts with an amino group -NHR' in the presence of a coupling agent - carbodiimide (e.g., 1-ethyl-3-(3-dimethylaminopropyl) carbodiimide (EDC), N,N'-dicyclohexylcarbodiimide (DCC), 1-cylcohexyl-3-(2-morpholi-

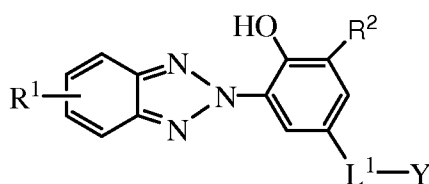
noethyl)carbodiimide, diisopropyl carbodiimide, or mixtures thereof) to form an amide linkage; a carboxylic acid group reacts with an isocyanate group under heating to form an amide linkage; a carboxyl group reacts with an epoxy or aziridine group to form an ester bond; a carboxyl group reacts with a halide group (-Cl, -Br or -I) to form an ester bond; an amino group reacts with aldehyde group to form a Schiff base which may further be reduced; an amino group -NHR' reacts with an acid chloride or bromide group or with an acid anhydride group to form an amide linkage (-CO-NR'); an amino group -NHR' reacts with an isocyanate group to form a urea linkage (-NR'-C(O)-NH-); an amino group -NHR' reacts with an epoxy or aziridine group to form an amine bond (C-NR'); an amino group reacts (ring-opening) with an azlactone group to form a linkage (-C(O)NH-CR₁R₂-(CH₂)_r-C(O)-NR'); a hydroxyl reacts with an isocyanate to form a urethane linkage; a hydroxyl reacts with an epoxy or aziridine to form an ether linkage (-O-); a hydroxyl reacts with an acid chloride or bromide group or with an acid anhydride group to form an ester linkage; an hydroxyl group reacts with an azlactone group in the presence of a catalyst to form a linkage (-C(O)NH-CR₁R₂-(CH₂)_r-C(O)-O-); a thiol group (-SH) reacts with an isocyanate to form a thiocarbamate linkage (-N-C(O)-S-); a thiol group reacts with an epoxy or aziridine to form a thioether linkage (-S-); a thiol group reacts with an acid chloride or bromide group or with an acid anhydride group to form a thioester linkage; a thiol group reacts with an azlactone group in the presence of a catalyst to form a linkage (-C(O)NH-alkylene-C(O)-S-); a thiol group reacts with a vinyl group based on thiol-ene reaction under thiol-ene reaction conditions to form a thioether linkage (-S-); and a thiol group reacts with an acryloyl or methacryloyl group based on Michael Addition under appropriate reaction conditions to form a thioether linkage.

[0055] It is also understood that coupling agents with two reactive functional groups may be used in the coupling reactions. For example, a diisocyanate, di-acid halide, di-carboxylic acid, di-azlactone, or di-epoxy compound can be used in the coupling of two hydroxyl, two amino groups, two carboxyl groups, two epoxy groups, or combination thereof; a diamine or dihydroxyl compound can be used in the coupling of two isocyanate, two epoxy, two aziridine, two carboxyl, two acid halide, or two azlactone groups, or combinations thereof.

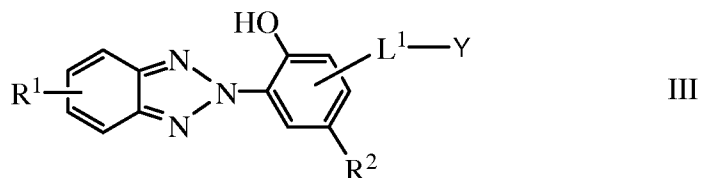
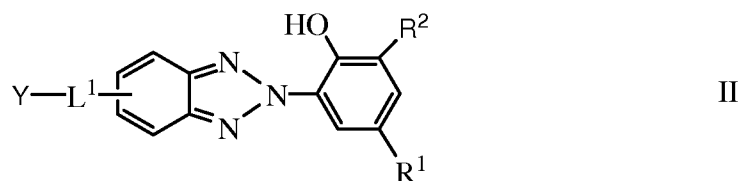
[0056] The reactions conditions for the above described coupling reactions are taught in textbooks and are well known to a person skilled in the art.

[0057] Any polymer comprising at least 50%, preferably at least 60%, more preferably at least 70%, even more preferably at least 80%, most preferably at least 90%, by mole of carboxyl-containing monomeric units can be used as precursor polymer in the preparation of a UV-absorbing polymer of the invention. Preferably, a precursor polymer is: a homopolymer of a carboxyl-containing vinylic monomer (acrylic acid or C₁-C₁₂ alkylacrylic acid); a copolymer of acrylic acid and C₁-C₁₂ alkylacrylic acid; a copolymer of a carboxyl-containing vinylic monomer (acrylic acid or C₁-C₁₂ alkylacrylic acid) and an amino-containing vinylic monomer (e.g., amino-C₂-C₆ alkyl (meth)acrylate, C₁-C₆ alkylamino-C₂-C₆ alkyl (meth)acrylate, allylamine, vinylamine, amino-C₂-C₆ alkyl (meth)acrylamide, C₁-C₆ alkylamino-C₂-C₆ alkyl (meth)acrylamide); a copolymer of a carboxyl-containing vinylic monomer (acrylic acid or C₁-C₁₂ alkylacrylic acid) and one or more hydrophilic vinylic monomers being free of carboxyl or amino group and selected from the group consisting of acrylamide (AAm), methacrylamide N,N-dimethylacrylamide (DMA), N,N-dimethyl methacrylamide (DMMA), N-vinylpyrrolidone (NVP), N,N-dimethylaminoethylmethacrylate (DMAEM), N,N-dimethylaminoethylacrylate (DMAEA), N,N-dimethylaminopropyl methacrylamide (DMAPMAm), N,N-dimethylaminopropylacrylamide (DMAPAAm), glycerol methacrylate, 3-acryloylamino-1-propanol, N-hydroxyethyl acrylamide, N-[tris(hydroxymethyl) methyl]-acrylamide, N-methyl-3-methylene-2-pyrrolidone, 1-ethyl-3-methylene-2-pyrrolidone, 1-methyl-5-methylene-2-pyrrolidone, 1-ethyl-5-methylene-2-pyrrolidone, 5-methyl-3-methylene-2-pyrrolidone, 5-ethyl-3-methylene-2-pyrrolidone, 2-hydroxyethyl (meth)acrylate, hydroxypropyl (meth)acrylate, C₁-C₄-alkoxy polyethylene glycol (meth)acrylate having a weight average molecular weight of up to 1500 Daltons, N-vinyl formamide, N-vinyl acetamide, N-vinyl isopropylamide, N-vinyl-N-methyl acetamide, allyl alcohol, vinyl alcohol (hydrolyzed form of vinyl acetate in the copolymer), and combinations thereof. More preferably, a precursor polymer is polyacrylic acid, polymethacrylic acid, poly(C₂-C₁₂ alkylacrylic acid), poly(acrylic acid-co-methacrylic acid), poly[C₂-C₁₂ alkylacrylic acid-co-(meth)acrylic acid], poly(N,N-2-acrylamidoglycolic acid), poly[(meth)acrylic acid-co-acrylamide], poly[(meth)acrylic acid-co-vinylpyrrolidone], poly[C₂-C₁₂ alkylacrylic acid-co-acrylamide], poly[C₂-C₁₂ alkylacrylic acid-co-vinylpyrrolidone], hydrolyzed poly[(meth)acrylic acid-co-vinylacetate], hydrolyzed poly[C₂-C₁₂ alkylacrylic acid-co-vinylacetate], or combinations thereof.

[0058] Any UV-absorbing compounds, which comprises UV-absorbing moieties and a reactive functional group selected from the group consisting of amino group, azlactone group, epoxy group, isocyanate group, aziridine group, and combination thereof, can be used in the invention. A preferred UV-absorbing compound having a benzotriazole-moiety, which can be used in the invention, is represented by formula I, II, or III

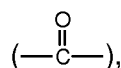


I

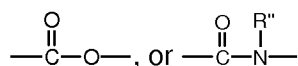


15 wherein:

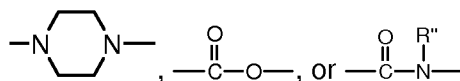
20 R¹ and R² independently of each other are hydrogen, a C₁-C₁₂ linear or branched alkyl group, a halogen (Cl or Br), a C₆ to C₂₄ aryl group, a C₇ to C₂₄ alkylaryl group, a C₇ to C₂₄ arylalkyl, or a C₁-C₁₂ linear or branched alkoxy group; L¹ is a covalent bond or a divalent radical of -X_a-E₁-X_b-E₂-X_c- in which X_a is a covalent bond, -O-, carbonyl




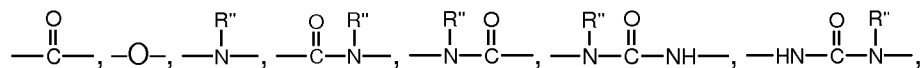
a divalent radical of -(R^aO)_n- in which R^a is a linear or branched C₁-C₁₂-alkylene and n is from 1 to 10,



35 in which R'' is H or C₁-C₈ alkyl, E₁ and E₂ independently of each other are a covalent bond, a divalent radical of -(R^aO)_n- in which R^a and n are defined above,



45 in which R'' is H or C₁-C₈ alkyl, a C₁ to C₁₂ linear or branched alkylene divalent radical, a cycloalkyl divalent radical with up to 40 carbon atoms, an alkylcycloalkyl divalent radical with up to 40 carbon atoms, an alkylaryl divalent radical with up to 40 carbon atoms, an arylalkylene divalent radical with up to 40 carbon atoms, or a dicarbonyl group having the formula -C(O)L²C(O)- in which L² is a C₁ to C₁₂ linear or branched alkylene divalent radical or -(R^{e1}-O)_{w1}-(R^{e2}-O)_{w2}-(R^{e3}-O)_{w3}-, wherein R^{e1}, R^{e2}, and R^{e3} independently of one another are a linear or branched C₁-C₄-alkylene and w₁, w₂ and w₃ independently of one another are a number from 0 to 20 provided that the sum of (n+m+p) is 1 to 60, and X_b and X_c independently of each other are a covalent bond, carbonyl,



in which R'' is defined above; and

Y is an azlactone group, an epoxy group, an isocyanate group, an aziridine group, or an amino group of -NHR' in which R' is hydrogen or a C₁-C₁₂ unsubstituted or substituted, linear or branched alkyl group.

[0059] Examples of amino-containing UV-absorbing compounds of formula I, II or III include without limitation 2-(2'-

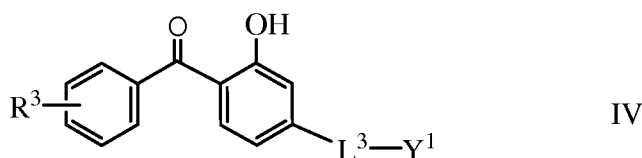
hydroxy-3'-aminomethyl-5'-methylphenyl)-2H-benzotriazole, 2-(2'-hydroxy-5'-aminophenyl)-2H-benzotriazole, 2-(2'-hydroxy-4'-(3-aminopropoxy)phenyl)-2H-benzotriazole, 2-(2'-hydroxy-4'-ethylaminophenyl)-5-chloro-benzotriazole. Alternatively, amino-containing UV-absorbing compounds of formula I, II, or III can be prepared from a benzotriazole-containing vinyl monomer (any one of those described above) by reacting its ethylenically-unsaturated group with an aminomercaptan (e.g., 2-aminoethanethiol) according to Michael Addition or thiol-ene reaction well known to a person skilled in the art.

[0060] UV-absorbing compounds of formula I, II or III in which Y is an azlactone group, an epoxy group, or an isocyanate group can be prepared from a benzotriazole compound having one hydroxyalkoxy group or an amino group by reacting it with an excess molar equivalent amount of a di-azlactone compound, a di-epoxy compound, or a di-isocyanate compound under customary coupling reaction condition well known to a person skilled in the art.

[0061] Examples of di-epoxy compounds are neopentyl glycol diglycidyl ether, 1,6-hexanediol diglycidyl ether, ethylene glycol diglycidyl ether, diethylene glycol diglycidyl ether, polyethylene glycol diglycidyl ether, propylene glycol diglycidyl ether, and dipropylene glycol diglycidyl ether. Such di-epoxy compounds are available commercially (e.g., those DENACOL series di-epoxy compounds from Nagase Chemtex Corporation). Examples of C₁₀-C₂₄ di-azlactone compounds include those described in U.S. Patent No. 4,485,236 (herein incorporated by reference in its entirety). Examples of C₄-C₂₄ diisocyanates can be used in the invention. diisocyanates include without limitation isophorone diisocyanate, hexamethyl-1,6-diisocyanate, 4,4'-dicyclohexylmethane diisocyanate, toluene diisocyanate, 4,4'-diphenyl diisocyanate, 4,4'-diphenylmethane diisocyanate, p-phenylene diisocyanate, 1,4-phenylene 4,4'-diphenyl diisocyanate, 1,3-bis-(4,4'-isocyanato methyl) cyclohexane, cyclohexane diisocyanate, and combinations thereof.

[0062] In formula I, II or III, Y preferably is an amino group of -NHR' in which R' is hydrogen or a C₁-C₁₂ unsubstituted or substituted, linear or branched alkyl group.

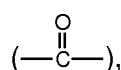
[0063] A preferred UV-absorbing compound having a benzophenone-moiety, which can be used in the invention, is represented by formula IV



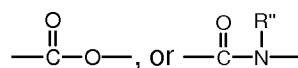
in which

R³ is hydrogen, a C₁-C₁₂ linear or branched alkyl group, a halogen, a C₆ to C₂₄ aryl group, a C₇ to C₂₄ alkylaryl group, a C₇ to C₂₄ arylalkyl, or a C₁-C₁₂ linear or branched alkoxy group;

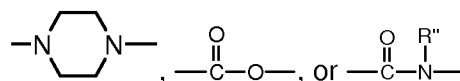
L³ is a covalent bond or a divalent radical of -X_a-E₁-X_b-E₂-X_c- in which X_a is a covalent bond, -O-, carbonyl



a divalent radical of -(R^aO)_n- in which R^a is a linear or branched C₁-C₁₂-alkylene and n is from 1 to 10,



in which R'' is H or C₁-C₈ alkyl, E₁ and E₂ independently of each other are a covalent bond, a divalent radical of -(R^aO)_n- in which R^a and n are defined above,

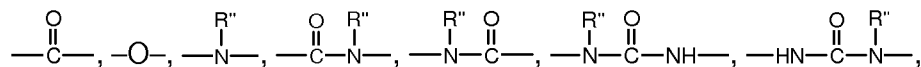


in which R'' is H or C₁-C₈ alkyl, a C₁ to C₁₂ linear or branched alkylene divalent radical, a cycloalkyl divalent radical with up to 40 carbon atoms, an alkylcycloalkyl divalent radical with up to 40 carbon atoms, an alkylaryl divalent radical with up to 40 carbon atoms, an arylalkylene divalent radical with up to 40 carbon atoms, or a dicarbonyl group having the formula -C(O)L²C(O)- in which L² is a C₁ to C₁₂ linear or branched alkylene divalent radical or

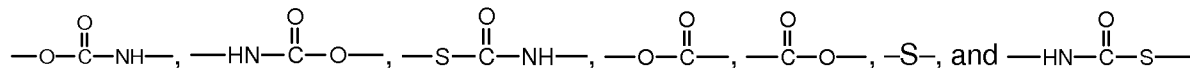
EP 2 932 314 B1

$-(\text{Re}^1\text{-O})_{w1}\text{-}(\text{Re}^2\text{-O})_{w2}\text{-}(\text{Re}^3\text{-O})_{w3}\text{-}$, wherein Re^1 , Re^2 , and Re^3 independently of one another are a linear or branched $\text{C}_1\text{-C}_4$ -alkylene and w_1 , w_2 and w_3 independently of one another are a number from 0 to 20 provided that the sum of $(n+m+p)$ is 1 to 60, and X_b and X_c independently of each other are a covalent bond, carbonyl,

5



10



in which R'' is defined above; and

15

Y^1 is an azlactone group, an epoxy group, an isocyanate group, an aziridine group, or an amino group of -NHR in which R is hydrogen or a $\text{C}_1\text{-C}_{12}$ unsubstituted or substituted, linear or branched alkyl group.

[0064] In formula IV, Y^1 preferably is an amino group of -NHR in which R is hydrogen or a $\text{C}_1\text{-C}_{20}$ unsubstituted or substituted, linear or branched alkyl group.

20

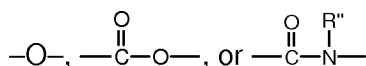
[0065] Amino-containing UV-absorbing compounds of formula IV can be prepared from a benzophenone-containing vinyl monomer by reacting its ethylenically-unsaturated group with an aminomercaptan (e.g., 2-aminoethanethiol) according to Michael Addition or thiol-ene reaction well known to a person skilled in the art. Resultants amino-containing UV-absorbing compounds of formula IV then can be used directly in the invention or in preparing UV-absorbing compounds of formula IV in which Y^1 is an azlactone group, an epoxy group, or an isocyanate group, by reacting an amino-containing UV-absorbing compounds of formula IV with an excess molar equivalent amount of a di-azlactone compound, a di-epoxy compound, or a di-isocyanate compound under customary coupling reaction condition well known to a person skilled in the art.

25

[0066] In a preferred embodiment, the UV-absorbing compound comprises one or more compounds of formula I, II, III or IV, preferably of formula I, II or III, in which Y and Y^1 is an amino group of $\text{-NHR}'$ in which R' is hydrogen or a $\text{C}_1\text{-C}_{12}$ unsubstituted or substituted, linear or branched alkyl group, R^1 and R^2 independent of each other is hydrogen, halogen, $\text{C}_1\text{-C}_6$ linear or branched alkoxy, $\text{C}_1\text{-C}_{12}$ linear or branched alkyl (preferably t-butyl), or $\text{C}_6\text{-C}_{15}$ aryl, L is a covalent bond or a divalent radical of $\text{-X}_a\text{-E}_1\text{-X}_b\text{-E}_2\text{-X}_c\text{-}$ in which X_a is a covalent bond or

30

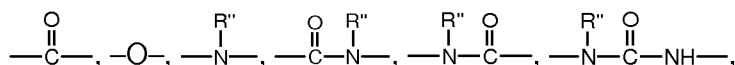
35



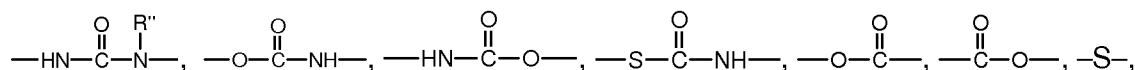
in which R'' is H or $\text{C}_1\text{-C}_8$ alkyl, E_1 and E_2 independently of each other are a covalent bond, a divalent radical of $\text{-(R}^a\text{O)}_n\text{-}$ in which R^a is a linear or branched $\text{C}_1\text{-C}_{12}$ -alkylene and n is from 1 to 10, a C_1 to C_{12} linear or branched alkylene divalent radical, a cycloalkyl divalent radical with up to 12 carbon atoms, an alkylcycloalkyl divalent radical with up to 20 carbon atoms, an alkylphenyl divalent radical with up to 20 carbon atoms, or an phenylalkylene divalent radical with up to 20 carbon atoms, X_b and X_c independently of each other are a covalent bond, carbonyl,

40

45

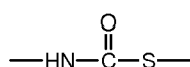


50



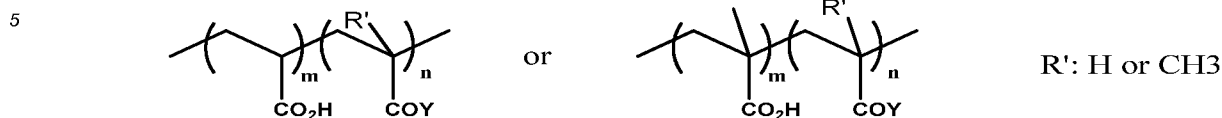
and

55



in which R'' is defined above; and Y is an amino group of -NHR in which R is hydrogen or a $\text{C}_1\text{-C}_6$ unsubstituted or substituted, linear or branched alkyl group.

[0067] A preferred embodiment of an intermediary UV-absorbing polymer is a copolymer of acrylic acid or methacrylic acid with a UV-absorbing vinylic monomer, preferably comprising structural units of the following formula



10 wherein Y is the radical of a UV-absorbing moiety, the total of (m + n) is an integer from 21 to 10000, and the ratio of m : n is from 200 : 1 to 20 : 1.

[0068] In any given UV-absorbing polymer of the invention the covalently bound radical-initiating moieties are present in the UV-absorbing polymer preferably from about 3 to about 15 mole percent, more preferably from about 5 to about 10 mole percent.

15 **[0069]** In any given UV-absorbing polymer of the invention the UV-absorbing monomeric units are present in the UV-absorbing polymer preferably from about 4 to about 15 mole percent, more preferably from about 5 to 12 mole percent.

[0070] In any given UV-absorbing polymer of the invention the ratio of UV-absorbing monomeric units to covalently bound radical-initiating moieties is from 100 : 1 to 1 : 100, preferably from 10 : 1 to 1 : 10, while at the same time the mole percent of carboxyl-containing units is at least 50%, preferably at least 60%, more preferably at least 70%, even more preferably at least 80%, most preferably at least 90%.

20 **[0071]** A solution of a UV-absorbing polymer for forming a UV-absorbing layer (coating) on contact lenses can be prepared by dissolving one or more UV-absorbing polymers in water, a mixture of water and one or more organic solvents miscible with water, an organic solvent, or a mixture of one or more organic solvent. Examples of preferred organic solvents include without limitation, tetrahydrofuran, tripropylene glycol methyl ether, dipropylene glycol methyl ether, ethylene glycol n-butyl ether, ketones (e.g., acetone, methyl ethyl ketone, etc.), diethylene glycol n-butyl ether, diethylene glycol methyl ether, ethylene glycol phenyl ether, propylene glycol methyl ether, propylene glycol methyl ether acetate, dipropylene glycol methyl ether acetate, propylene glycol n-propyl ether, dipropylene glycol n-propyl ether, tripropylene glycol n-butyl ether, propylene glycol n-butyl ether, dipropylene glycol n-butyl ether, tripropylene glycol n-butyl ether, propylene glycol phenyl ether dipropylene glycol dimethyl ether, polyethylene glycols, polypropylene glycols, ethyl acetate, butyl acetate, amyl acetate, methyl lactate, ethyl lactate, i-propyl lactate, methylene chloride, 2-butanol, 1-propanol, 2-propanol, menthol, cyclohexanol, cyclopentanol and exonorborneol, 2-pentanol, 3-pentanol, 2-hexanol, 3-hexanol, 3-methyl-2-butanol, 2-heptanol, 2-octanol, 2-nonanol, 2-decanol, 3-octanol, norborneol, tert-butanol, tert-amyl alcohol, 2-methyl-2-pentanol, 2,3-dimethyl-2-butanol, 3-methyl-3-pentanol, 1-methylcyclohexanol, 2-methyl-2-hexanol, 3,7-dimethyl-3-octanol, 1-chloro-2-methyl-2-propanol, 2-methyl-2-heptanol, 2-methyl-2-octanol, 2-2-methyl-2-nonanol, 2-methyl-2-decanol, 3-methyl-3-hexanol, 3-methyl-3-heptanol, 4-methyl-4-heptanol, 3-methyl-3-octanol, 4-methyl-4-octanol, 3-methyl-3-nonanol, 4-methyl-4-nonanol, 3-methyl-3-octanol, 3-ethyl-3-hexanol, 3-methyl-3-heptanol, 4-ethyl-4-heptanol, 4-propyl-4-heptanol, 4-isopropyl-4-heptanol, 2,4-dimethyl-2-pentanol, 1-methylcyclopentanol, 1-ethylcyclopentanol, 1-ethylcyclopentanol, 3-hydroxy-3-methyl-1-butene, 4-hydroxy-4-methyl-1-cyclopentanol, 2-phenyl-2-propanol, 2-methoxy-2-methyl-2-propanol 2,3,4-trimethyl-3-pentanol, 3,7-dimethyl-3-octanol, 2-phenyl-2-butanol, 2-methyl-1-phenyl-2-propanol and 3-ethyl-3-pentanol, 1-ethoxy-2-propanol, 1-methyl-2-propanol, t-amyl alcohol, isopropanol, 1-methyl-2-pyrrolidone, N,N-dimethylpropionamide, dimethyl formamide, dimethyl acetamide, dimethyl propionamide, N-methyl pyrrolidinone, and mixtures thereof.

25 **[0072]** Preferably, the UV-absorbing polymers are dissolved in a mixture of water and one or more organic solvents, an organic solvent, or a mixture of one or more organic solvent. It is believed that a solvent system containing at least one organic solvent can swell a contact lens so that a portion of the UV-absorbing polymer may penetrate into the contact lens and increase the thickness and durability of the UV-absorbing coating. Any organic solvents described above can be used in preparation of a solution of the UV-absorbing polymer, so long as it can dissolve the UV-absorbing polymer.

30 **[0073]** Contacting of a contact lens with a solution of a UV-absorbing polymer can be carried in any manner known to a person skilled in the art. A preferred contact method is dipping a contact lens in the solution or spraying the contact with the solution, with the former being preferred. It is understood that, before contacting with a solution of a UV-absorbing polymer, a contact lens can be subjected to extraction with an extraction solvent to remove unpolymerized components from the molded lens, as known by a person skilled in the art. Alternatively, extraction step can be carried out after a coating (layer) of the UV-absorbing polymer is applied onto the contact lens.

35 **[0074]** In a preferred embodiment, the organic solvent is present in an amount of at least 60%, preferably at least 70%, more preferably at least 80%, even more preferably at least 90%, most preferably at least 95% by weight in the coating solution, and the method of the invention further comprises a step of rinsing the ophthalmic lens having the UV-absorbing coating thereon with a mixture of water and at most 50%, preferably at most 40%, more preferably at most 30%, even more preferably at most 20%, most preferably at most 10% by weight of an organic solvent.

[0075] Grafting process can be initiated, for example, thermally by the action of heat or preferably by irradiation, particularly by UV radiation. Suitable light sources for the irradiation are known to the artisan and comprise for example mercury lamps, high-pressure mercury lamps, xenon lamps, carbon arc lamps or sunlight. The time period of irradiation may depend for example on the desired properties of the resulting ophthalmic lens but is usually in the range of up to 30 minutes, preferably from 10 seconds to 10 minutes, and particularly preferably from 0.5 to 5 minutes. It is advantageous to carry out the irradiation in an atmosphere of inert gas. The irradiation can also be performed in solution, for example in a PBS solution of pH 7.0. A suitable lamp is a Hamamatsu light source used for about 5 minutes with an intensity of about 4 to 6 mW/cm². After grafting any non-covalently bonded polymers, oligomers or non-reacted macromonomers formed can be removed, for example by treatment with suitable solvent.

[0076] Nearly any hydrophilic vinylic monomer can be used in the invention. Suitable hydrophilic vinylic monomers are, without this being an exhaustive list, (meth)acrylamide, dialkyl(C₁ to C₆) (meth)acrylamide, (C₁ to C₆) alkyl (meth)acrylamide, hydroxyl-substituted lower alkyl (C₁ to C₆) (meth)acrylamide, hydroxyl-substituted lower alkyl (C₁ to C₆) (meth)acrylates, hydroxyl-substituted lower alkyl vinyl ethers, N-vinylpyrrole, N-vinyl-2-pyrrolidone, 2-vinylloxazoline, 2-vinyl-4,4'-dialkylloxazolin-5-one, 2- and 4-vinylpyridine, olefinically unsaturated carboxylic acids having a total of 3 to 6 carbon atoms, amino(lower alkyl)- (where the term "amino" also includes quaternary ammonium), mono(lower alkylamino)(lower alkyl) and di(lower alkylamino)(lower alkyl)acrylates and methacrylates, allyl alcohol, N-vinyl alkylamide, N-vinyl-N-alkylamide, and the like.

[0077] Preferred hydrophilic vinylic monomers are N,N-dimethylacrylamide (DMA), N,N-dimethylmethacrylamide (DMA), 2-acrylamidoglycolic acid monohydrate, 3-acryloylamino-1-propanol, N-hydroxyethyl acrylamide, N-[tris(hydroxymethyl)methyl]acrylamide, N-methyl-3-methylene-2-pyrrolidone, 2-hydroxyethylmethacrylate (HEMA), 2-hydroxyethyl acrylate (HEA), hydroxypropyl acrylate, hydroxypropyl methacrylate (HPMA), trimethylammonium 2-hydroxypropylmethacrylate hydrochloride, aminopropyl methacrylate hydrochloride, dimethylaminoethyl methacrylate (DMAEMA), glycerol methacrylate (GMA), N-vinyl-2-pyrrolidone (NVP), allyl alcohol, vinylpyridine, acrylic acid, a C₁-C₄-alkoxy polyethylene glycol (meth)acrylate having a weight average molecular weight of from 200 to 1500, for example poly(ethylene glycol)-methylether methacrylate, methacrylic acid, N-vinyl formamide, N-vinyl acetamide, N-vinyl isopropylamide, N-vinyl-N-methyl acetamide, allyl alcohol, N-vinyl caprolactam, and mixtures thereof.

[0078] The grafting step can further be conducted in the presence of a hydrophilic vinylic monomer and a crosslinker, or in the presence of a crosslinker alone, as long as the crosslinker is hydrophilic. Such crosslinker has at least two ethylenically unsaturated groups, and can be a crosslinking agent (i.e., a compound comprising two or more ethylenically unsaturated groups and having a molecular weight of 700 daltons or less).

[0079] Examples of hydrophilic vinylic monomer and preferred such monomers have been provided hereinbefore. Especially preferred is a C₁-C₄-alkoxy polyethylene glycol (meth)acrylate having a weight average molecular weight of from 200 to 1500, for example poly(ethylene glycol)-methylether methacrylate.

[0080] Examples of preferred crosslinking agents include without limitation tetra(ethyleneglycol) diacrylate, tri(ethyleneglycol) diacrylate, ethyleneglycol diacrylate, di(ethyleneglycol) diacrylate, tetraethyleneglycol dimethacrylate, triethyleneglycol dimethacrylate, ethyleneglycol dimethacrylate, di(ethyleneglycol) dimethacrylate, trimethylpropane trimethacrylate, pentaerythritol tetramethacrylate, bisphenol A dimethacrylate, vinyl methacrylate, ethylene-diamine dimethylacrylamide, glycerol dimethacrylate, triallyl isocyanurate, triallyl cyanurate, allylmethacrylate, dimers (e.g., 1,3-bis(methacrylamidopropyl)-1,1,3,3-tetrakis(trimethyl-siloxy)disiloxane, 1,3-bis(N-methacrylamidopropyl)-1,1,3,3-tetrakis(trimethylsiloxy)disiloxane, 1,3-bis(methacrylamidobutyl)-1,1,3,3-tetrakis(trimethylsiloxy)-disiloxane, 1,3-bis(acrylamidopropyl)-1,1,3,3-tetrakis(trimethylsiloxy)disiloxane, 1,3-bis(methacryloxyethylureidopropyl)-1,1,3,3-tetrakis(trimethylsiloxy)disiloxane) disclosed in U.S. Patent No. 4,711,943 (herein incorporated by reference in its entirety), an acrylamide-modified polyvinylalcohol, for example as disclosed in WO02/071106 and exemplified herein, and combinations thereof. Preferred cross-linking agents are poly(ethyleneglycol) diacrylate, tetra(ethyleneglycol) diacrylate, tri(ethyleneglycol) diacrylate, ethyleneglycol diacrylate, di(ethyleneglycol) diacrylate, triallyl isocyanurate, or triallyl cyanurate. An even more preferred crosslinking agent is poly(ethyleneglycol) diacrylate (Mn about 700 Da, Aldrich # 455008) and an acrylamide-modified polyvinylalcohol, for example as disclosed in example 2 of WO02/071106.

[0081] In accordance with the invention, heating is performed preferably by autoclaving a contact lens with the UV-absorbing coating thereon in a packaging solution (i.e., a buffered aqueous solution) including a water-soluble thermally crosslinkable hydrophilic polymeric material in a sealed lens package at a temperature of from 118°C to 125°C for 20-90 minutes. In accordance with this embodiment of the invention, the packaging solution is a buffered aqueous solution which is ophthalmically safe after autoclave. Alternatively, is performed preferably by autoclaving a contact lens, which comprises a UV-absorbing coating immersed in a packaging solution (i.e., a buffered aqueous solution) in a sealed lens package at a temperature of from 118°C to 125°C for 20-90 minutes.

[0082] Lens packages (or containers) are well known to a person skilled in the art for autoclaving and storing a soft contact lens. Any lens packages can be used in the invention. Preferably, a lens package is a blister package which comprises a base and a cover, wherein the cover is detachably sealed to the base, wherein the base includes a cavity for receiving a sterile packaging solution and the contact lens.

[0083] Lenses are packaged in individual packages, sealed, and sterilized (e.g., by autoclave at 120°C or higher for at least 30 minutes) prior to dispensing to users. A person skilled in the art will understand well how to seal and sterilize lens packages.

[0084] In accordance with the invention, a packaging solution contains at least one buffering agent to maintain a pH of the packaging solution in a physiologically acceptable range of about 6 to about 8.5, one or more other tonicity agents to provide a tonicity of from about 200 to about 450 milliosmol (mOsm), preferably from about 250 to about 350 mOsm, and other ingredients known to a person skilled in the art. Examples of other ingredients include without limitation, surfactants/ lubricants, antibacterial agents, preservatives, and/or water-soluble viscosity builders (e.g., cellulose derivatives, polyvinyl alcohol, polyvinylpyrrolidone).

[0085] Examples of physiologically compatible buffering agents are boric acid, borates, e.g. sodium borate, citric acid, citrates, e.g. potassium citrate, bicarbonates, e.g. sodium bicarbonate, TRIS (2-amino-2-hydroxymethyl-1,3-propanediol), Bis-Tris (Bis-(2-hydroxyethyl)-imino-tris-(hydroxymethyl)-methane), bis-aminopolyols, triethanolamine, ACES (N-(2-hydroxyethyl)-2-aminoethanesulfonic acid), BES (N,N-Bis(2-hydroxyethyl)-2-aminoethanesulfonic acid), HEPES (4-(2-hydroxyethyl)-1-piperazineethanesulfonic acid), MES (2-(N-morpholino)ethanesulfonic acid), MOPS (3-[N-morpholino]-propanesulfonic acid), PIPES (piperazine-N,N'-bis(2-ethanesulfonic acid), TES (N-[Tris(hydroxymethyl)methyl]-2-aminoethanesulfonic acid), salts thereof, phosphate buffers, e.g. Na₂HPO₄, NaH₂PO₄, and KH₂PO₄ or mixtures thereof. A preferred bis-aminopolyol is 1,3-bis(tris[hydroxymethyl]-methylamino)propane (bis-TRIS-propane). The amount of each buffer agent in a packaging solution is preferably from 0.001% to 2%, preferably from 0.01% to 1%; most preferably from about 0.05% to about 0.30% by weight.

[0086] Suitable ocularly acceptable tonicity agents include, but are not limited to sodium chloride, potassium chloride, glycerol, propylene glycol, polyols, mannitols, sorbitol, xylitol and mixtures thereof.

[0087] A packaging solution of the invention has a viscosity of from about 1 centipoise to about 20 centipoises, preferably from about 1.2 centipoises to about 10 centipoises, more preferably from about 1.5 centipoises to about 5 centipoises, at 25°C.

[0088] In a preferred embodiment, a method of the invention further comprises a step of dipping the contact lens in a solution of blue light-absorbing polymer having blue light-absorbing monomeric units and at least 50%, preferably at least 60%, more preferably at least 70%, even more preferably at least 80%, most preferably at least 90%, by mole of carboxyl-containing monomeric units. The term "blue light-absorbing monomeric units" refers to repeating units of a polymer each of which comprises a blue light-absorbing moiety. A "blue light-absorbing moiety" refers to an organic group which can render a compound containing such group to absorb light in the region of from about 400 nm to about 480 nm. One preferred blue light-absorbing moiety is nitrophenylpyrrolidine group. A blue light absorbing polymer can be prepared according to procedures similar to those described above for UV-absorbing polymers. For example, a blue light-absorbing polymer can be prepared by polymerizing a polymerizable mixture comprising at least one carboxyl-containing vinylic monomer (any one of those described above) and at least one blue light-absorbing vinylic monomer, or alternatively by reacting a blue light-absorbing compound having a reactive functional group (e.g., amino group, azlactone group, epoxy group, isocyanate group, aziridine group, and combination thereof, with amino groups as most preferred reactive functional groups) with a precursor polymer (any one of those described above for preparing UV-absorbing polymers) containing carboxyl and optional amino groups.

[0089] In another preferred embodiment, a contact lens, preferably a silicone hydrogel contact lens obtained according to a method of the invention has a surface wettability characterized by having an averaged water contact angle of 90 degrees or less, preferably 80 degrees or less, more preferably 70 degrees or less, even more preferably 60 degrees or less, most preferably 50 degrees or less.

[0090] It should be understood that although in this aspect of the invention various embodiments including preferred embodiments of the invention may be separately described above, they can be combined and/or used together in any desirable fashion to arrive at different embodiments of a contact lenses of the invention.

[0091] In another aspect, the invention provides an ophthalmic lens, the lens comprising a polymeric lens body; a layer of UV-absorbing polymer on the lens body; and a hydrogel grafted onto the layer of the UV-absorbing polymer, wherein the UV-absorbing polymer comprises UV-absorbing monomeric units and at least 50%, preferably at least 60%, more preferably at least 70%, even more preferably at least 80%, most preferably at least 90%, by mole of carboxyl-containing monomeric units, wherein the hydrogel graft is obtained by a photo induced grafting process made possible by irradiating the covalently bound radical-initiating moieties in the presence of a hydrophilic vinylic monomer or crosslinker.

[0092] All of the various embodiments as described above for the previous aspect of the invention can be used, alone or in any combination, in this aspect of the invention.

[0093] The previous disclosure will enable one having ordinary skill in the art to practice the invention. Various modifications, variations, and combinations can be made to the various embodiment described herein. In order to better enable the reader to understand specific embodiments and the advantages thereof, reference to the following examples is suggested. It is intended that the specification and examples be considered as exemplary.

[0094] Although various aspects and various embodiments of the invention have been described using specific terms, devices, and methods, such description is for illustrative purposes only. The words used are words of description rather than of limitation. It is to be understood that changes and variations may be made by those skilled in the art without departing from the spirit or scope of the present invention, which is set forth in the following claims. In addition, it should be understood that aspects of the various embodiments may be interchanged either in whole or in part or can be combined in any manner and/or used together. Therefore, the spirit and scope of the appended claims should not be limited to the description of the preferred versions contained therein.

Examples: General Remarks

[0095] **Oxygen Permeability Measurements** The apparent oxygen permeability of a lens and oxygen transmissibility of a lens material is determined according to a technique similar to the one described in U.S. Patent No. 5,760,100 and in an article by Winterton et al., (The Cornea: Transactions of the World Congress on the Cornea 111, H.D. Cavanagh Ed., Raven Press: New York 1988, pp273-280), both of which are herein incorporated by reference in their entireties. Oxygen fluxes (J) are measured at 34°C in a wet cell (i.e., gas streams are maintained at about 100% relative humidity) using a Dk1000 instrument (available from Applied Design and Development Co., Norcross, GA), or similar analytical instrument. An air stream, having a known percentage of oxygen (e.g., 21 %), is passed across one side of the lens at a rate of about 10 to 20 cm³ /min., while a nitrogen stream is passed on the opposite side of the lens at a rate of about 10 to 20 cm³ /min. A sample is equilibrated in a test media (i.e., saline or distilled water) at the prescribed test temperature for at least 30 minutes prior to measurement but not more than 45 minutes. Any test media used as the overlayer is equilibrated at the prescribed test temperature for at least 30 minutes prior to measurement but not more than 45 minutes. The stir motor's speed is set to 1200±50 rpm, corresponding to an indicated setting of 400±15 on the stepper motor controller. The barometric pressure surrounding the system, P_{measured}, is measured. The thickness (t) of the lens in the area being exposed for testing is determined by measuring about 10 locations with a Mitotoya micrometer VL-50, or similar instrument, and averaging the measurements. The oxygen concentration in the nitrogen stream (i.e., oxygen which diffuses through the lens) is measured using the DK1000 instrument. The apparent oxygen permeability of the lens material, Dk_{app}, is determined from the following formula:

$$Dk_{app} = Jt / (P_{oxygen})$$

where J=oxygen flux [microliters O₂ /cm² -minute]

P_{oxygen} =(P_{measured} -P_{water vapor})=(%O₂ in air stream) [mm Hg]=partial pressure of oxygen in the air stream

P_{measured} =barometric pressure (mm Hg)

P_{water vapor} =0 mm Hg at 34 °C (in a dry cell) (mm Hg)

P_{water vapor} =40 mm Hg at 34 °C (in a wet cell) (mm Hg)

t=average thickness of the lens over the exposed test area (mm)

Dk_{app} is expressed in units of barrers.

[0096] The apparent oxygen transmissibility (Dk /t) of the material may be calculated by dividing the apparent oxygen permeability (Dk_{app}) by the average thickness (t) of the lens.

[0097] The above described measurements are not corrected for the so-called boundary layer effect which is attributable to the use of a water or saline bath on top of the contact lens during the oxygen flux measurement. The boundary layer effect causes the reported value for the apparent Dk of a silicone hydrogel material to be lower than the actual intrinsic Dk value. Further, the relative impact of the boundary layer effect is greater for thinner lenses than with thicker lenses. The net effect is that the reported Dk appear to change as a function of lens thickness when it should remain constant.

[0098] The intrinsic Dk value of a lens can be estimated based on a Dk value corrected for the surface resistance to oxygen flux caused by the boundary layer effect as follows.

[0099] Measure the apparent oxygen permeability values (single point) of the reference lotrafilcon A (Focus® N&D® from CIBA VISION CORPORATION) or lotrafilcon B (AirOptix™ from CIBA VISION CORPORATION) lenses using the same equipment. The reference lenses are of similar optical power as the test lenses and are measured concurrently with the test lenses.

[0100] Measure the oxygen flux through a thickness series of lotrafilcon A or lotrafilcon B (reference) lenses using the same equipment according to the procedure for apparent Dk measurements described above, to obtain the intrinsic Dk value (Dk_i) of the reference lens. A thickness series should cover a thickness range of approximately 100 μm or more. Preferably, the range of reference lens thicknesses will bracket the test lens thicknesses. The Dk_{app} of these reference

EP 2 932 314 B1

lenses must be measured on the same equipment as the test lenses and should ideally be measured contemporaneously with the test lenses. The equipment setup and measurement parameters should be held constant throughout the experiment. The individual samples may be measured multiple times if desired.

[0101] Determine the residual oxygen resistance value, R_r , from the reference lens results using equation 1 in the calculations.

$$R_r = \frac{\sum \left(\frac{t}{Dk_{app}} - \frac{t}{Dk_i} \right)}{n} \quad (1)$$

in which t is the thickness of the test lens (i.e., the reference lens too), and n is the number of the reference lenses measured. Plot the residual oxygen resistance value, R_r vs. t data and fit a curve of the form $Y = a + bX$ where, for the j th lens, $Y_j = (\Delta P / J)_j$ and $X = t_j$. The residual oxygen resistance, R_r is equal to a .

[0102] Use the residual oxygen resistance value determined above to calculate the correct oxygen permeability Dk_c (estimated intrinsic Dk) for the test lenses based on Equation 2.

$$Dk_c = t / [(t / Dk_a) - R_r] \quad (2)$$

[0103] The estimated intrinsic Dk of the test lens can be used to calculate what the apparent Dk (Dk_{a_std}) would have been for a standard thickness lens in the same test environment based on Equation 3. The standard thickness (t_{std}) for Iotrafalcon A = 85 μ m. The standard thickness for Iotrafalcon B = 60 μ m.

$$Dk_{a_std} = t_{std} / [(t_{std} / Dk_c) + R_{r_std}] \quad (3)$$

[0104] Ion Permeability Measurements. The ion permeability of a lens is measured according to procedures described in U.S. Patent No. 5,760,100 (herein incorporated by reference in its entirety. The values of ion permeability reported in the following examples are relative ionoflux diffusion coefficients (D/D_{ref}) in reference to a lens material, Alsacon, as reference material. Alsacon has an ionoflux diffusion coefficient of $0.314 \times 10^{-3} \text{ mm}^2/\text{minute}$.

[0105] Surface Wettability Tests. Water contact angle on a contact lens is a general measure of the surface wettability of the contact lens. In particular, a low water contact angle corresponds to more wettable surface. Average contact angles (Sessile Drop) of contact lenses are measured using a VCA 2500 XE contact angle measurement device from AST, Inc., located in Boston, Massachusetts. This equipment is capable of measuring advancing or receding contact angles or sessile (static) contact angles. The measurements are performed on fully hydrated contact lenses and immediately after blot-drying as follows. A contact lens is removed from the vial and washed 3 times in ~200ml of fresh DI water in order to remove loosely bound packaging additives from the lens surface. The lens is then placed on top of a lint-free clean cloth (Alpha Wipe TX1009), dabbed well to remove surface water, mounted on the contact angle measurement pedestal, blown dry with a blast of dry air and finally the sessile drop contact angle is automatically measured using the software provided by the manufacturer. The DI water used for measuring the contact angle has a resistivity $> 18 \text{ M}\Omega\text{cm}$ and the droplet volume used is $2 \mu\text{l}$. Typically, uncoated silicone hydrogel lenses (after autoclave) have a sessile drop contact angle around 120 degrees. The tweezers and the pedestal are washed well with Isopropanol and rinsed with DI water before coming in contact with the contact lenses.

[0106] Coating Intactness Tests. The intactness of a hydrophilic coating on the surface of a contact lens can be tested according to Sudan Black stain test as follow. Contact lenses with a hydrophilic coating (an LbL coating, a plasma coating, or any other coatings) are dipped into a Sudan Black dye solution (Sudan Black in vitamin E oil) and then rinsed extensively in water. Sudan Black dye is hydrophobic and has a great tendency to be absorbed by a hydrophobic material or onto a hydrophobic lens surface or hydrophobic spots on a partially coated surface of a hydrophobic lens (e.g., silicone hydrogel contact lens). If the hydrophilic coating on a hydrophobic lens is intact, no staining spots should be observed on or in the lens. All of the lenses under test are fully hydrated. If a contact lens under test has a hydrophobic lens surface or hydrophobic spots on a partially coated surface of a hydrophobic lens, the contact lens is stained or staining spots can be observed on or in the lens.

[0107] Tests of coating durability. The lenses are digitally rubbed with Solo-care® multi-purpose lens care solution for 30 times and then rinsed with saline. The above procedure is repeated for a given times, e.g., from 1 to 30 times, (i.e., number of consecutive digital rubbing tests which imitate cleaning and soaking cycles). The lenses are then subjected

to Sudan Black test (i.e., coating intactness test described above) to examine whether the hydrophilic coating is still intact. To survive digital rubbing test, there is no significantly increased staining spots (e.g., staining spots covering no more than 5% of the total lens surface). Water contact angles are measured to determine the coating durability.

[0108] Other instrumentation: 1 H-NMR spectroscopic investigations are performed with a Bruker Avance 400 NMR spectrometer. For UV-Vis spectroscopic studies a Perkin Elmer Lambda 25 spectrometer is utilized. Lens spectra are recorded in a quartz cuvette (length: 1 cm) in a PBS solution (pH=7.0). The spectra of the package solutions are recorded as taken out of the package in quartz cuvettes (length also 1 cm).

Example 1

[0109] Preparation of CE-PDMS Macromer In the first step, α,ω -bis(2-hydroxyethoxypropyl)-polydimethylsiloxane (Mn = 2000, Shin-Etsu, KF-6001a) is capped with isophorone diisocyanate (IPDI) by reacting 49.85 g of α,ω -bis(2-hydroxyethoxypropyl)-polydimethylsiloxane with 11.1 g IPDI in 150 g of dry methyl ethyl ketone (MEK) in the presence of 0.063g of dibutyltindilaurate (DBTDL). The reaction is kept for 4.5 h at 40° C, forming IPDI-PDMS-IPDI. In the second step, a mixture of 164.8 g of α,ω -bis(2-hydroxyethoxypropyl)-polydimethylsiloxane (Mn = 3000, Shin-Etsu, KF-6002) and 50 g of dry MEK are added dropwise to the IPDI-PDMS-IPDI solution to which has been added an additional 0.063 g of DBTDL. The reactor is held for 4.5 h at about 40° C, forming HO-PDMS-IPDI-PDMS-IPDI-PDMS-OH. MEK is then removed under reduced pressure. In the third step, the terminal hydroxyl-groups are capped with methacryloyloxyethyl groups by addition of 7.77 g of isocyanatoethylmethacrylate (IEM) and an additional 0.063 g of DBTDL, forming IEM-PDMS-IPDI-PDMS-IPDI-PDMS-IEM (i.e., CE-PDMS terminated with methacrylate groups).

[0110] Preparation of Lens Formulations A lens formulation is prepared by dissolving components in 1-propanol to have the following composition: 33% by weight of CE-PDMS macromer prepared in this example, 17% by weight of N-[tris(trimethylsiloxy)-silylpropyl]acrylamide (TRIS-Am), 24% by weight of N,N-dimethylacrylamide (DMA), 0.5% by weight of N-(carbonyl-methoxypolyethylene glycol-2000)-1,2-disteaoyl-sn-glycero-3-phosphoethanolamin, sodium salt (L-PEG), 1.0% by weight Darocur 1173 (DC1173), 0.1% by weight of visitint (5% copper phthalocyanine blue pigment dispersion in tris(trimethylsiloxy)silylpropylmethacrylate, TRIS), and 24.5% by weight of 1-propanol.

[0111] Preparation of Lenses Lenses are prepared by cast-molding from the lens formulation prepared above in a reusable mold, similar to the mold shown in Figs. 1-6 in U.S. patent Nos.7,384,590 and 7,387,759 (Figs. 1-6). The mold comprises a female mold half made of CaF₂ and a male mold half made of PMMA. The UV irradiation source is a Hamamatsu lamp with the WG335 +TM297 cut off filter at an intensity of about 4 mW /cm². The lens formulation in the mold is irradiated with UV irradiation for about 25 seconds.

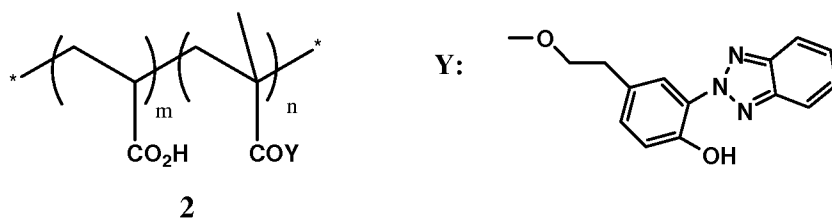
[0112] Cast-molded lenses are demolded and used in examples hereinafter as so called "unextracted contact lenses of example 1".

[0113] Alternatively cast-molded lenses are extracted with isopropanol (or methyl ethyl ketone, MEK), rinsed in water, coated with polyacrylic acid (PAA) by dipping lenses in a propanol solution of PAA (0.1 % by weight, acidified with formic acid to about pH 2.5), and hydrated in water. Resultant contact lenses having a reactive PAA-LbL base coating thereon are determined to have the following properties: ion permeability of about 8.0 to about 9.0 relative to Alsacon lens material; apparent Dk (single point) of about 90 to 100; a water content of about 30% to about 33%; and a bulk elastic modulus of about 0.60 MPa to about 0.65 MPa.

Example 2

[0114] Preparation of Poly(acrylic acid-co-Norbloc) (PAA-N20). This example illustrates how to prepare a contact lens with a UV-absorbing coating thereon. Acrylic acid is supplied from Fluka (# 017309111).

[0115] A UV-absorbing polymer of formula (2) (in which m:n ~ 80:20), designated as **PAA-N20**, has a molecular weight of about 36 kD and comprises about 8.1% by mole of UV-absorbing monomeric units (Norbloc, [3-(2-H-Benzotriazol-2-yl)-4-hydroxyphenyl]ethyl methacrylate). It is prepared according to the procedures described below.



[0116] Into a 250 ml three-neck flask equipped with a N₂-inlet tube, a condenser, a thermometer and a magnetic bar are placed a mixture of 8,00 g acrylic acid (111 mmol; Fluka # 017309111), 2,00 g ([3-(2-H-benzotriazol-2-yl)-4-hydrox-

EP 2 932 314 B1

yphenyl]ethyl methacrylate (Norbloc 7966; 6.2 mmol; Aldrich # 22,-705-6) and 100 ml of N,N-dimethylformamid (DMF; Aldrich, # 227056). Through this solution nitrogen is conducted in order to free the solution from air. Then it is heated up to 60 °C while stirring and 05 ml of a DMF solution with 4 % of dimethyl-2,2'-azobis-isobutyrate (V-601, Wako # 927-14717) is added. The reaction mixture is kept at 60 °C by stirring over a period of 16 h, cooled down to ambient temperature and poured into 1.0 L of ethyl acetate. The resulting precipitate is separated by centrifugation (6000 min⁻¹, 30 min), re-dissolved in a slightly basic aqueous solution (pH=10.0, adjusted with sodium carbonate) and ultrafiltrated (3 kDa membrane, Millipore # P2PLBCV01; 15 x volume exchange by water) against de-ionized water. After freeze-drying of the solution 7.0 g of a white, solid product is isolated.

[0117] ¹H-NMR (400 MHz; D₂O) δ: 0.8 - 3.15 (maxima at 1.06, 1.52, 1.62, 2.15, 2.57), 4.25, 6.5 - 8.1 (H_{aromatic}) ppm; all signals are unstructured and broad.

[0118] The mole percentage of Norbloc monomeric units in copolymer PAA-N20 is X_{Norbloc} = 8.1 (Mol-%), based on ¹H-NMR integration according to the following equation

$$X_{\text{Norbloc}} [\text{Mol-\%}] = 100 \times [3 \times A_{\text{aromatic}} / (7 \times A_1 - 4 \times A_{\text{aromatic}})]$$

in which A₁ is the integral of the area of the protons between 1.02 - 3,15 ppm and A_{aromatic} is the integral of the area of the aromatic signals between 6.5 - 8.15 ppm.

[0119] UV-Vis absorbance (PBS solution at pH 7.0): Two maxima with absorption coefficients ε₁ (299 nm) = 9.09 and ε₂ (329 nm) = 8.86 [l/(g x cm)].

[0120] Molecular weight by GPC (PSS Suprema columns with 30 Å and 1000 Å pore size; PBS solution as eluent; Na-Poly (acrylic acid) as calibration standards): M_w = 36 kDa.

Preparation of a PAA-N20 coated contact lens

[0121] An unextracted contact lens of example 1 is dipped in a solution of PAA-N20 (0.36 g/L PAA-N20 dissolved in 1-propanol, pH adjusted with HCOOH to about 2.0) for about 30 minutes and then rinsed with and stored in an aqueous phosphate buffered saline (PBS) solution. The UV spectrum of the resultant contact lens with PAA-N20 coating thereon clearly shows that the light transmission of the lens is efficiently blocked in the UV-B- and UV-A region (i.e. the region between 280 nm and 380 nm).

Example 3

[0122] **Preparation of PAA-N20-Irg:** 1.00 g (14 mmol) PAA-N20 (M_w = 36 kD ; prepared according to the example hereinbefore are dissolved in 75 ml water by stirring. To this solution are added at ambient temperature 2 ml each of an aqueous solution of 1-(3-Dimethylaminopropyl)-3-ethylcarbodiimid-hydrochlorid (w= 23 % , EDC-HCl; Fluka # 03450), N-Hydroxysulfosuccinimid-Na salt (w=24%; NHS; Aldrich # 341851) and after 15 min 1.48 g (5.7 mmol) of solid 2-hydroxy-2-methyl-1-[4-(2-hydroxyethylamino) ethoxy] phenyl-1-propanone (Irgacure-amine; prepared according to WO 03/042724, example A-1, page 24). After the Irgacure-amine is completely dissolved the pH of the solution is adjusted to 9.0 by a 1 N aqueous NaOH solution. After 21 h the clear solution is neutralized with 1 N hydrochloric acid, ultra filtrated (1 kD membrane, Millipore # P2PLACV01, 10 x volume exchange by water) against de-ionized water and concentrated. After freeze-drying of the resulting solution 1.19 g of a white, solid material is isolated.

[0123] ¹H-NMR (400 MHz, D₂O) δ: 0.9 - 2.6 (maxima at 1.00, 1.45, 1.61, 1.81, 2.11, 2.52), 2.81 (s; corresponds to EDC-HCl: -N(CH₃), 2.97 - 3.17 , 3.23, 3.46, 3.77, 3.83, 3.9 - 4.3 (maxima at 4.20 and 4,27), 6.7 - 7.8 (maxima at 6.87 and 6.89, H aromatic), 7.91 (d, corresponds to Irgacure-amin: H_{aromatic}).

[0124] ¹H-NMR integration delivers the following composition for polymer PAA-N20-Irg: 77 mol-% repeating units with acrylic acid moieties, 8 mol-% with Norbloc, 7 mold-% with photoinitiator and 8 mol-% moieties with EDC as origin.

[0125] UV-Vis absorbance (PBS solution at pH 7.0): two maxima with absorption coefficients ε₁ (287 nm) = 10.81 [l/(g x cm)] and ε₂ (327 nm) = 6,46 [l/(g x cm)].

[0126] Molecular weight by GPC (PSS Suprema columns with 30 Å and 1000 Å pore size; PBS solution as eluent, Na - Polyacrylic acid as calibration standards): M_w = 34 kD.

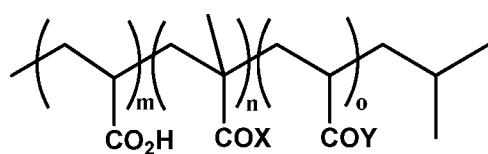
Example 4

[0127] **Preparation of PAA-N75-V15:** 2.54 g (35.2 mmol) acrylic acid, 0.86 g (2.7 mmol) Norbloc 7966 and 2.28 g (5.0 mmol) 4-(2-hydroxy-2-methyl propanoyl)phenoxy ethyl 2-(2-propenyl-amino)-2-methyl propanoate [VDM; preparation: G.N. Babu et al., ACS Polymer Preprints, 38 (1997), 510] together with 63 ml N,N-dimethylformamid (Sigma-Aldrich

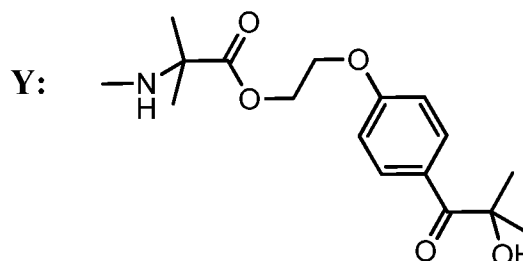
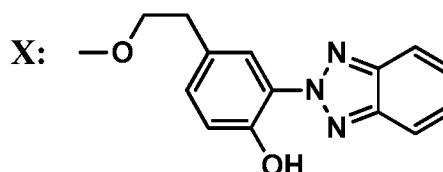
227056) are placed in a flask. Through this solution argon is conducted in order to free the solution from air. Then it is heated up to 60°C by stirring and 0.008 g (0.03 mmol) dimethyl-2,2'-azobisisobutyrate (V-601, Wako # 927-14717) added. The reaction mixture is kept by stirring at 60°C over a period of 16 h. Then 50 ml of the DMF is removed by vacuum distillation and the residual solution is poured in 200 ml ethyl acetate. The resulting precipitate is separated by centrifugation, re-dissolved in a slightly basic aqueous solution (pH=10.0, adjusted with sodium bicarbonate) and ultrafiltrated (1 kDa membrane, Millipore # P2PLACV01; 10 x volume exchange by water) against de-ionized water. After freeze-drying of the solution 1.41 g of a white, solid material are isolated.

[0128] 1-H-NMR (400 MHz, D₂O) δ : 0.5 - 3.2 (maxima at 1.04, 1.40, 1.70, 2.17, 2.56, 2.77), 3.7 - 4.5 (maxima at 4.21; corresponds to O-CH₂CH₂-O of VDM and -CH₂CH₂-O of Norbloc), 6.25 - 8.25 (maxima at 7.01, 7.35, 8.17; corresponds to 4 H aromatic of VDM and 7 H_{aromatic} of Norbloc).

[0129] 1-H-NMR integration delivers the following composition for polymer PAA-N75-V15: 75 mol-% with acrylic acid moieties, 15 mol-% with Norbloc, 10 mol-% with photoinitiator. Thus PAA-N75-V15 can be characterized by the following formula 2



2



wherein the ratio of m : n : o is 75 : 15 : 10.

[0130] UV-Vis absorbance (PBS solution at pH 7.0): two maxima with absorption coefficients ϵ_1 (294 nm)= 13.83 [l/(g x cm)] and ϵ_2 (334 nm)= 11.27 [l/(g x cm)].

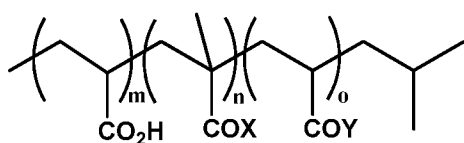
[0131] Molecular weight by GPC [PSS Suprema columns with 30 Å and 1000 Å pore size; PBS solution as eluent. Na-Polyacrylic acid as calibration standards): M_w = 6.2 kD.

Example 5 Preparation of a blue-light absorber with photoinitiator:

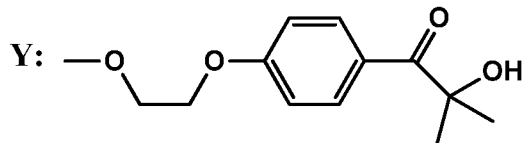
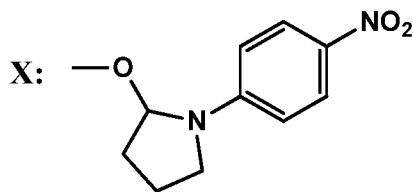
[0132] Preparation of PAA-L20-IA15: 2.04 g (27.7 mmol) acrylic acid, 0.77 g (S)-2-methacryloyl-oxymethyl-1-(4-nitrophenyl)pyrrolidine (1.6 mmol; prepared according to M. Yoshida et. Al.; Makromol. Chem. Rapid Commun., 10, (1989), 517), 1.14 g acrylic acid 2-[4-(2-hydroxy-2-methylpropionyl)phenoxy]ethyl ester (4.1 mmol; prepared according to WO 2010/0635355, page 24) together with 40 ml N,N-dimethylformamid (Sigma-Aldrich # 227056) are placed in a flask. Through this solution nitrogen is conducted in order to free the solution from air. Then it is heated up to 60 °C by stirring and 0.006 g (0.02mmol) dimethyl-2,2'-azobisisobutyrate (V-601, Wako # 927-14717) added. The reaction mixture is kept by stirring at 60 °C over a period of 18 h. Then the solution is poured in 400 ml ethyl acetate. The resulting precipitate is separated by centrifugation, re-dissolved in a slightly basic aqueous solution (pH=10.0, adjusted with sodium bicarbonate) and ultrafiltrated (1 kDa membrane, Millipore # P2PLACV01; 10 x volume exchange by water) against de-ionized water. After freeze-drying of the solution 0.82 g of a yellow, solid material is isolated.

[0133] 1-H-NMR (400 MHz, D₂O) δ : 0.5 - 2.7 (maxima at 1.00, 1.45, 2.00, 2.50), 2.8 - 3.65 (maxima at 3.24, 3.57; corresponds to 4 protons of pyrrolidine ring of the "blue light" absorber), 3.7 - 4.6 (maxima at 4.18, 4.36), 6.1 - 8.2 (maxima at 6.47, 6.78, 7.06, 7.87, 8.04; corresponds to 4 H aromatic of photoinitiator subunit and 4 H aromatic of blue-light absorber). 1-H-NMR integration delivers the following composition for polymer PAA-L20-IA15: 85 mol-% with acrylic acid moieties, 9 mol-% with blue-light absorber, 6 mol-% with photoinitiator. Thus PAA-L20-IA15 can be characterized by the following formula 4

5



10



wherein the ratio of m : n : o is 85 : 9 : 6.

15 **[0134]** UV-Vis absorbance (PBS solution at pH 7.0): three maxima with absorption coefficients ϵ_1 (223 nm) = 8.31 [l/(g x cm)], ϵ_2 (277 nm) = 8.22 [l/(g x cm)] and ϵ_3 (415 nm) = 10.43 [l/(g x cm)]. Molecular weight by GPC [PSS Suprema columns with 30 Å and 1000 Å pore size; PBS solution as eluent. Na-Polyacrylic acid as calibration standards]: M_w = 22.2 kD.

20 Example 6

Manufacture of Dipping Solution and Dipping Process

Dipping solutions:

25

[0135] The PAA-N20 dipping solution is prepared by dissolving PAA-N20 (0.36 %) in a mixture of 1-Propanol/water (4 %) and acidification to pH = 2 by addition of formic acid.

[0136] The PAA-N20-Irg dipping solution is prepared by dissolving of PAA-N20-Irg (0.36 %) in EtOH and acidification of the solution to pH = 2 by addition of an ethanolic solution of hydrochloric acid (Fluka # 17934).

30 **[0137]** The PAA-N75-V15 dipping solution is prepared by dissolving of PAA-N75-V15 (0.36 %) in 1-propanol and acidification of the solution to pH = 2.0 by addition of a propanolic solution of hydrochloric acid (Fluka # 17933).

[0138] The PAA-L20-IA15 dipping solution is prepared by dissolving of PAA-L20-IA15 (0.36 %) in 1-propanol and acidification of the solution to pH = 2.0 by addition of a propanolic solution of hydrochloric acid.

35 **[0139] Dipping process:** Unextracted contact lenses of Example 1 lenses are placed in a holder and treated with the appropriate dipping solutions. The treatment is stopped after the lenses show in their UV spectrum (recorded in PBS solution) at 315 nm (local minimum) a UV absorbance (A) ≥ 2 . The lenses are then rinsed with de-ionized water (6 min) and subsequently with a PBS solution (1 min).

40 Example 7

40

[0140] UV-post treatment process of lenses / photo induced grafting: All steps are performed under a N_2 atmosphere. Into a quartz cuvette with an unextracted contact lens of Example 1 treated with the appropriate dipping solutions according example 6 is poured the appropriate UV treatment solution (see hereinafter) (approximately 1.5 ml/lens). After 5 minutes the lens is illuminated for 5 minutes by two light wave guides, vertically arranged to the lens surface, but

45

oppositely to each other with UV light (intensity: 5,8 mW/cm² per light wave guide) from a

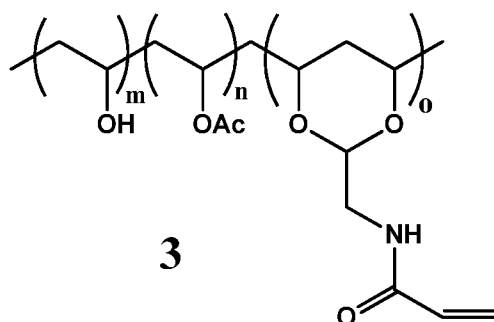
[0141] Hamamatsu UV light source equipped with a 328 nm edge filter. Then the lens is taken out of the curing solution, rinsed with water, packed together with a PBS storage solution in a PP shell, closed by a foil and autoclaved.

50 **[0142]** As UV-treatment solutions are used i) a PBS solution (pH = 7.0), ii) a PBS buffered (pH = 7.0) aqueous solution of poly(ethylene glycol)-diacrylate (PEG-DA 700; 10%; M_n = 700 D; Aldrich # 455008, iii) a PBS buffered (pH = 7.0) aqueous solution of poly(ethylene glycol)-methylether methacrylate (PEG-MEMA 950; 10%; M_n = 950; Aldrich # 447951) and iv) a PBS buffered (pH = 7.0) aqueous solution of polyvinyl alcohol of formula 3 hereinafter (PVA; 10%; preparation according to example 2 in WO 02/071106)

55

5

10

**Example 8**

15 **[0143]** Unextracted contact lenses of Example 1 are treated with the PAA-N20 dipping solution according example 6 and UV treated in a PBS solution according example 7. The UV spectrum of the corresponding PBS storage solution is disclosed in Figure 1, absorption line designated as 1).

Example 9

20 **[0144]** Unextracted contact lenses of Example 1 are treated with the PAA-N20-Irg dipping solution according example 6 and UV illuminated in a PBS solution according example 7. The UV spectrum of the corresponding PBS storage solution is disclosed in Figure 1, absorption line designated as 2).

Example 10

25 **[0145]** Unextracted contact lenses of Example 1 are treated with the PAA-N20-Irg solution according example 6 and UV illuminated according example 7 in the PEG-DA 700 solution. The UV spectrum of the corresponding PBS storage solution is disclosed in Figure 1, absorption line designated as 3).

30 **[0146]** It is evident from Figure 1 that there is substantial remigration of UV absorbing polymer from a lens of example 8. Said remigration is reduced by lenses obtained according to the method of the invention. The lens of example 9 demonstrates this in connection with Figure 1. Despite similar molecular masses of the UV absorbing polymers with and without UV photoinitiator is the UV absorbance of the storage solution of a lens of example 9 significantly lower than that of a lens of example 8. A complete blocking of the UV absorbing functionalized copolymer in the lens is achieved with a lens of example 10 which is irradiated in a solution of PEG-DA 700. After autoclaving of the lens no signals are detected in the UV spectrum of its storage solution which belongs to remigrated (leached) UV absorbing polymer.

Example 11

40 **[0147]** Untreated lenses for comparison purposes (these are unextracted contact lenses of Example 1, then extracted but not dip-coated or treated otherwise).

Example 12

45 **[0148]** Unextracted contact lenses of Example 1 are treated for 20 minutes with the PAA-N20-Irg dipping solution according example 6 and UV illuminated according example 7 in the PVA solution. The ATR-FTIR spectrum of such treated lenses shows signals which correspond to PVA.

Example 13

50 **[0149]** Unextracted contact lenses of Example 1 are treated for 15 minutes with the PAA-N75-V15 solution according example 6 and UV illuminated in a PBS solution according example 7.

Example 14

55 **[0150]** Unextracted contact lenses of Example 1 are treated for 15 minutes with the PAA-N75-V15 solution according example 6 and UV illuminated according example 7 in the PEG-DA700 solution. The ATR-FTIR spectrum of such treated lenses shows signals which correspond to PEG-DA 700.

Example 15

[0151] Unextracted contact lenses of Example 1 are treated for 15 minutes with the PAA-N75-V15 solution according example 6 and UV illuminated according example 7 in the PEG-MEMA 950 solution. The ATR-FTIR spectrum of such treated lenses shows signals which correspond to PEG-MEMA 950

Example 16

[0152] Unextracted contact lenses of Example 1 are treated for 15 minutes with the PAA-N75-V15 solution according example 6 and UV illuminated according example 7 in the PVA solution. ATR-FTIR spectrum of such treated lenses shows signals which correspond to PVA.

Example 17

[0153] This is a control experiment in order to verify that a PAA-Norbloc copolymer without UV initiator functionality is not able to graft a hydrophilic polymer by UV treatment: Unextracted contact lenses of Example 1 are treated for 15 minutes with the PAA-N20 solution according example 6 and UV illuminated according example 7 in the PVA solution. The increase of water contact angle at a pH=2.0 from 16° to 92° as well as the complete staining of lenses at pH=2.0 by Sudan Black indicate the absence of a PVA layer. This observation is also confirmed by ATR-FTIR measurements: signals corresponding to PVA are not detectable. This means that the grafting of the reactive coating is not initiated by the UV absorber containing poly acrylic acid polymer alone, but for a successful grafting the presence of a photoinitiator on the polymer is necessary.

Example 18

[0154] This experiment demonstrates that the disclosed coating process works also with a silicon hydrogel lens with a macromer as bulk lens material. A macromer lens produced according example 2ia-id of WO 2008/074838 is treated for 25 minutes with the PAA-N75-V15 solution according example 6 and UV illuminated according example 7 in the PVA solution.

Example 19

[0155] Preparation of a lens with UV- and blue-light absorber and post curing in the presence of PVA of formula 3. Unextracted contact lenses of Example 1 are treated according example 6 firstly for 15 minutes with the PAA-N75-V15 solution and secondly for 15 minutes with the PAA-L20-IA15 solution. The so treated lenses are then UV illuminated according example 7 in the PVA solution. The resulting lenses have an intense yellow color. This is reflected also in its UV spectrum which shows zero transmission down to a wave length of approx. 420 nm. The ATR-FTIR spectrum of an such treated lens shows signals which correspond to PVA.

Table 1: Water contact angle and Sudan Black staining test of lenses out off package and i) rinsing with water (pH=7.0) and ii) rinsing with acidified water of pH=2.0.

| | Water Contact Angle (°) | | Sudan Black Staining Test (wet)*) | |
|---|-------------------------|--------|-----------------------------------|--------|
| | pH=7.0 | pH=2.0 | pH=7.0 | pH=2.0 |
| Example 8 (PAA-N20) | 15 | 106 | 0 | 2 |
| Example 9 (PAA-N20-Irg, hv) | 13 | 103 | 0 | 2 |
| Example 10 (PAA-N20-Irg, PEG-DA 700, hv) | 43 | 52 | 1 | 1 |
| Example 11 (Control: Lens untreated) | 103 | - | 2 | 2 |
| Example 12 (PAA-N20-Irg, PVA, hv) | 10 | 50 | 0 | 0 |
| Example 13 (PAA-N75-V15, hv) | 75 | 91 | 1 | 2 |

EP 2 932 314 B1

(continued)

| | Water Contact Angle (°) | | Sudan Black Staining Test (wet)*) | |
|--|-------------------------|--------|-----------------------------------|--------|
| | pH=7.0 | pH=2.0 | pH=7.0 | pH=2.0 |
| Example 14 (PAA-N75-V15, PEG-DA 700, hv) | 10 | 47 | 0 | 0 |
| Example 15 (PAA-N75-V15, PEG-MEMA 950, hv) | 10 | 37 | 0 | 1 |
| Example 16 (PAA-N75-V15, PVA, hv) | 10 | 45 | 0 | 0 |
| Example 17 (PAA-N20, PVA, hv) | 16 | 92 | 0 | 2 |
| Example 18 (macromer lens, N75-V15, PVA, hv) | 13 | 44 | 0 | 0 |
| Example 19 (PAA-N75-V15, PAA-L20-IA15, PVA, hv) | 10 | 22 | 0** | 0** |
| *) Evaluations: 0: no; 1: slightly; 2: complete staining of a lens by the Sudan Black solution **) Due to the intense yellow color of the lens a Sudan Black stained lens appears green and not blue! | | | | |

Example 20

[0156] Procedure to determine lens extractables: 20 lenses each with examples as listed hereinafter are removed from their package, placed in a glass flask and rinsed with water as long as the inorganic salts of the PBS buffer were removed. The lenses are then dried, weighted (m_o), provided with 2-propanol (40 ml; Fluka, # 34965) and placed on a lab shaker. After 4 h treatment at ambient temperature the extraction solution is completely removed and the lenses several times rinsed with fresh 2-Propanol. The lenses are again dried and weighted (m_e). The extractables are calculated according to $\text{Extractables} = 100 \times (m_o - m_e)/m_o$ [weight % of lenses].

Table 2: Lens extractables

| | Extractables (weight % of lenses) | Relative Change of Extractables (%) |
|---|-----------------------------------|-------------------------------------|
| Example 8 (PAA-N20) | 7.5 | 100 |
| Example 9 (PAA-N20-Irg, hv) | 4.8 | 64 |
| Example 10 (PAA-N20-Irg, PEG-DA 700, hv) | 1.7 | 23 |
| Example 13 (PAA-N75-V15, hv) | 1.8 | 24 |
| Example 16 (PAA-N75-V15, PVA, hv) | 2.5 | 33 |

Example 21

[0157] The UV absorbance of PBS storage solutions at 329 nm is measured (the absorbance at 329 nm corresponds with Norbloc containing compounds released/re-migrated from the lens in the storage solution after autoclaving and storage; the higher the absorbance, the higher the unwanted release)

Table 3: UV absorbance

| | UV-Absorbance ^{x)} |
|---|-----------------------------|
| Example 8 (PAA-N20) | 1.66 |
| Example 9 (PAA-N20-Irg, hv) | 0.33 |
| Example 10 (PAA-N20-Irg, PEG-DA 700, hv) | 0.00 |

(continued)

| | UV-Absorbance ^{x)} |
|--|-----------------------------|
| Example 12 (PAA-N20-Irg, PVA, hv) | 0.12 |
| Example 13 (PAA-N75-V15, hv) | 0.58 |
| Example 14 (PAA-N75-V15, PEG-DA 700, hv) | 0.07 |
| Example 15 (PAA-N75-N15, PEG-MEMA 950, hv) | 0.11 |
| Example 16 (PAA-N75-V15, PVA, hv) | 0.06 |
| Example 17 (PAA-N20, PVA, hv) | 1.28 |
| Example 18 (macromer lens, N75-V15, PVA, hv)h | 0.20 |
| Example 19 (PAA-N75-V15, PAA-L20-IA15, PVA, hv) | 0.27 |
| x) UV-Absorbance values are uncorrected | |

Claims

1. A method for producing UV-absorbing contact lenses, comprising the steps of:

obtaining an ophthalmic lens, preferably a contact lens;
dipping the ophthalmic lens in a coating solution comprising an organic solvent and a UV-absorbing polymer for a period of time sufficient to form a UV-absorbing coating on the ophthalmic lens, wherein the UV-absorbing polymer comprises

- a) UV-absorbing monomeric units,
- b) covalently bound radical-initiating moieties,
- c) and at least 50%, preferably at least 60%, more preferably at least 70%, even more preferably at least 80%, most preferably at least 90%, by mole of carboxyl-containing monomeric units;

irradiating the ophthalmic lens after the dipping step to obtain a photo-induced grafting of the UV-absorbing polymer to the ophthalmic lens, optionally but preferably in the presence of a hydrophilic vinylic monomer or crosslinker.

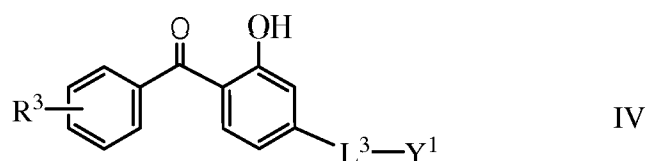
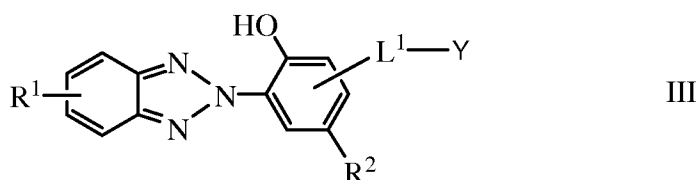
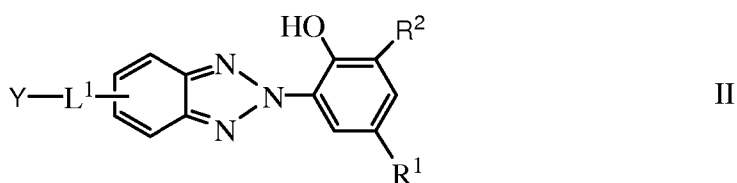
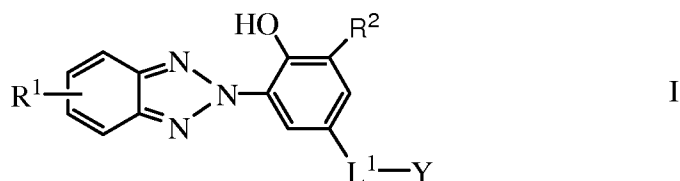
2. The method of claim 1, wherein each UV-absorbing monomeric unit comprises a benzotriazole or benzophenone moiety or combination thereof.

3. The method of claim 1 or 2, wherein the UV-absorbing polymer is obtained from an intermediary UV-absorbing polymer obtained by copolymerizing a polymerizable mixture comprising at least one carboxyl-containing vinylic monomer and at least one UV-absorbing vinylic monomer in the presence or absence of a vinylic monomer, provided that the carboxyl-containing vinylic monomer is present in an amount of at least 50%, preferably at least 60%, more preferably at least 70%, even more preferably at least 80%, most preferably at least 90% by mole in the polymerizable composition.

4. The method of claim 3, wherein the UV-absorbing vinylic monomer is selected from the group consisting of 2-(2-hydroxy-5-vinylphenyl)-2H-benzotriazole, 2-(2-hydroxy-5-acryloyloxyphenyl)-2H-benzotriazole, 2-(2-hydroxy-3-methacrylamido methyl-5-tert octylphenyl) benzotriazole, 2-(2'-hydroxy-5'-methacrylamidophenyl)-5-chlorobenzotriazole, 2-(2'-hydroxy-5'-methacrylamidophenyl)-5-methoxybenzotriazole, 2-(2'-hydroxy-5'-methacryloxypropyl-3'-t-butyl-phenyl)-5-chlorobenzotriazole, 2-(2'-hydroxy-5'-methacryloxyethylphenyl) benzotriazole, 2-(2'-hydroxy-5'-methacryloxypropylphenyl) benzotriazole, 2-hydroxy-4-acryloxy alkoxy benzophenone, 2-hydroxy-4-methacryloxy alkoxy benzophenone, allyl-2-hydroxybenzophenone, and 2-hydroxy-4-methacryloxy benzophenone, and combinations thereof; wherein the carboxyl-containing vinylic monomer is selected from the group consisting of acrylic acid, C₁-C₁₂ alkylacrylic acid, N,N-2-acrylamidoglycolic acid, beta-methyl-acrylic acid (crotonic acid), alpha-phenyl acrylic acid, beta-acryloxy propionic acid, sorbic acid, angelic acid, cinnamic acid, 1-carboxy-4-phenyl butadiene-1,3, itaconic acid, citraconic acid, mesaconic acid, glutaconic acid, aconitic acid, maleic acid, fumaric acid, tricarboxy ethylene, and combinations thereof, preferably from the group consisting of acrylic acid, C₁-C₆ alkylacrylic acid, and

combinations thereof.

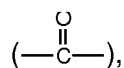
5. The method of claim 1 or 2, wherein the UV-absorbing polymer is obtained by: reacting a precursor polymer having at least 50% (preferably at least 60%, more preferably at least 70% even more preferably at least 80%, most preferably at least 90%) by mole of carboxyl-containing monomeric units, in a coupling reaction, simultaneously or sequentially with a UV-absorbing compound and a radical-initiating compound, wherein the UV-absorbing compound is represented by formula I, II, III, or IV



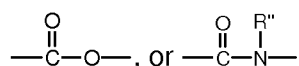
in which

40 R^1 , R^2 and R^3 independently of one other are hydrogen, a C_1 - C_{12} linear or branched alkyl group, a halogen (Cl or Br), a C_6 to C_{24} aryl group, a C_7 to C_{24} alkylaryl group, a C_7 to C_{24} arylalkyl, or a C_1 - C_{12} linear or branched alkoxy group;

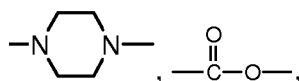
L^1 and L^3 independent of each other are a covalent bond or a divalent radical of $-X_a-E_1-X_b-E_2-X_c-$ in which X_a is a covalent bond, $-O-$, carbonyl



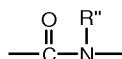
50 a divalent radical of $-(R^aO)_n-$ in which R^a is a linear or branched C_1 - C_{12} -alkylene and n is from 1 to 10,



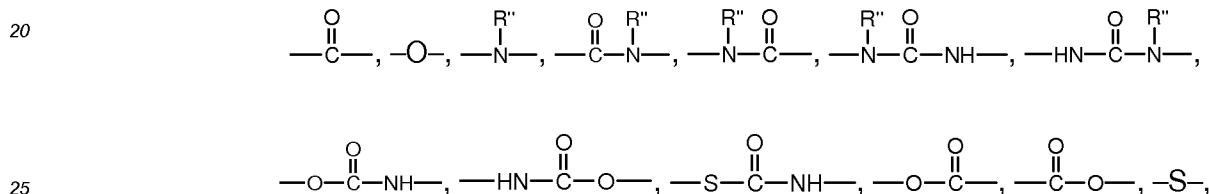
in which R'' is H or C_1 - C_8 alkyl, E_1 and E_2 independently of each other are a covalent bond, a divalent radical of $-(R^aO)_n-$ in which R^a and n are defined above,




5 or



10 in which R'' is H or C₁-C₈alkyl, a C₁ to C₁₂ linear or branched alkylene divalent radical, a cycloalkyl divalent radical with up to 40 carbon atoms, an alkylcycloalkyl divalent radical with up to 40 carbon atoms, an arylalkyl divalent radical with up to 40 carbon atoms, an arylalkylene divalent radical with up to 40 carbon atoms, or a dicarbonyl group having the formula -C(O)L²C(O)- in which L² is a C₁ to C₁₂ linear or branched alkylene divalent radical or -(R^{e1}-O)_{w1}-(R^{e2}-O)_{w2}-(R^{e3}-O)_{w3}, wherein R^{e1}, R^{e2}, and R^{e3} independently of one another are a linear or branched C₁-C₄-alkylene and w₁, w₂ and w₃ independently of one another are a number from 0 to 20 provided that the sum of (n+m+p) is 1 to 60, and X_b and X_c independently of each other are a covalent bond, carbonyl,



25 and



30 in which R'' is defined above; and
Y and Y¹ independent of each other are an azlactone group, an epoxy group, an isocyanate group, an aziridine group, or an amino group of -NHR in which R is hydrogen or a C₁-C₂₀ unsubstituted or substituted, linear or branched alkyl group,

wherein the radical-initiating compound has a functional group reactive with a carboxyl group.

40 6. The method of claim 5, wherein the precursor polymer is: (1) a homopolymer of acrylic acid or C₁-C₁₂ alkylacrylic acid; (2) a copolymer of acrylic acid and C₁-C₁₂ alkylacrylic acid; (3) a copolymer of a carboxyl-containing vinylic monomer which is acrylic acid or C₁-C₁₂ alkylacrylic or combination thereof and an amino-containing vinylic monomer selected from the group consisting of amino-C₂-C₆ alkyl (meth)acrylate, C₁-C₆ alkylamino-C₂-C₆ alkyl (meth)acrylate, allylamine, vinylamine, amino-C₂-C₆ alkyl (meth)acrylamide, C₁-C₆ alkylamino-C₂-C₆ alkyl (meth)acrylamide, and combination thereof; (4) a copolymer of a carboxyl-containing vinylic monomer which is acrylic acid or C₁-C₁₂ alkylacrylic or combination thereof and one or more hydrophilic vinylic monomers being free of carboxyl or amino group and selected from the group consisting of acrylamide (AAm), methacrylamide N,N-dimethylacrylamide (DMA), N,N-dimethyl methacrylamide (DMMA), N-vinylpyrrolidone (NVP), N,N,-dimethylaminoethyl-methacrylate (DMAEM), N,N-dimethylaminoethylacrylate (DMAEA), N,N-dimethylaminopropyl methacrylamide (DMAPMAm), N,N-dimethylaminopropylacrylamide (DMAPAAm), glycerol methacrylate, 3-acryloylamino-1-propanol, N-hydroxyethyl acrylamide, N-[tris(hydroxymethyl) methyl]-acrylamide, N-methyl-3-methylene-2-pyrrolidone, 1-ethyl-3-methylene-2-pyrrolidone, 1-methyl-5-methylene-2-pyrrolidone, 1-ethyl-5-methylene-2-pyrrolidone, 5-methyl-3-methylene-2-pyrrolidone, 5-ethyl-3-methylene-2-pyrrolidone, 2-hydroxyethyl (meth)acrylate, hydroxypropyl (meth)acrylate, C₁-C₄-alkoxy polyethylene glycol (meth)acrylate having a weight average molecular weight of up to 1500 Daltons, N-vinyl formamide, N-vinyl acetamide, N-vinyl isopropylamide, N-vinyl-N-methyl acetamide, allyl alcohol, vinyl alcohol (hydrolyzed form of vinyl acetate in the copolymer), and combinations thereof.

7. The method of claim 5, wherein the precursor polymer is polyacrylic acid, polymethacrylic acid, poly(C₂-C₁₂ alky-

l acrylic acid), poly(acrylic acid-co-methacrylic acid), poly[C₂-C₁₂ alkylacrylic acid-co-(meth)acrylic acid], poly(N,N-2-acrylamidoglycolic acid), poly[(meth)acrylic acid-co-acrylamide], poly[(meth)acrylic acid-co-vinylpyrrolidone], poly[C₂-C₁₂ alkylacrylic acid-co-acrylamide], poly[C₂-C₁₂ alkylacrylic acid-co-vinylpyrrolidone], hydrolyzed poly[(meth)acrylic acid-co-vinylacetate], hydrolyzed poly[C₂-C₁₂ alkylacrylic acid-co-vinylacetate], or combinations thereof.

- 5
8. The method according to any one of claims 1 to 7, wherein the organic solvent is present in an amount of at least 60%, preferably at least 70%, more preferably at least 80%, even more preferably at least about 90%, most preferably at least 95% by weight in the coating solution, wherein the method comprises a step of rinsing the ophthalmic lens having the UV-absorbing coating thereon with a mixture of water and at most 50%, preferably at most 40%, more preferably at most 30%, even more preferably at most 20%, most preferably at most about 10% by weight of an organic solvent.
- 10
9. The method according to any one of claims 1 to 8, wherein the covalently bound radical-initiating moieties are derived from a functionalized radical-initiating compound which comprises a group which is co-reactive to carboxy, such as amino or hydroxy, preferably amino.
- 15
10. The method according to any one of claims 1 to 9, wherein the radical-initiating part belongs to the thioxanthone type or to the benzoin type.
- 20
11. The method according to any one of claims 1 to 10, wherein the covalently bound radical-initiating moieties are derived from an Irgacure type photoinitiator.
- 25
12. The method according to any one of claims 1 to 11 wherein the covalently bound radical-initiating moieties are present in the UV-absorbing polymer from 3 to 15 mole percent, preferably from 5 to 10 mole percent..
- 30
13. The method according to any one of claims 1 to 12 wherein the UV-absorbing monomeric units are present in the UV-absorbing polymer from about 4 to about 15 mole percent, preferably from 5 to 12 mole percent.
- 35
14. The method according to any one of claims 1 to 13 wherein the irradiation after the dipping step is conducted in the presence of a hydrophilic vinylic monomer or crosslinker.
- 40
15. The method according to any one of claims 1 to 14 wherein the hydrophilic crosslinker is poly(ethyleneglycol) diacrylate.
- 45
16. The method of any one of claims 1 to 15, wherein the UV-absorbing coating further comprises a blue light-absorbing polymer.
17. The method according to any one of claims 1 to 16, wherein the ophthalmic lens is a silicone hydrogel contact lens which has a surface wettability **characterized by** having an averaged water contact angle of about 90 degrees or less, preferably 80 degrees or less, more preferably 70 degrees or less, even more preferably 60 degrees or less, most preferably 50 degrees or less.
18. An ophthalmic lens obtained according to the method of any one of claims 1 to 17.

Patentansprüche

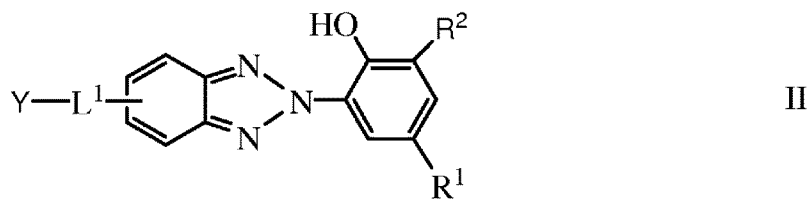
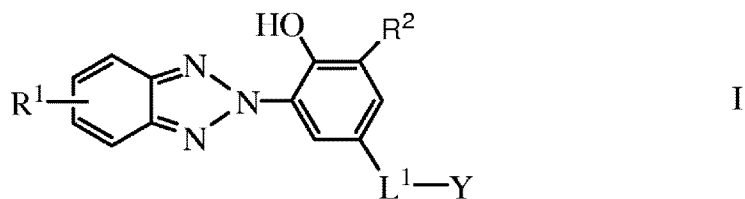
1. Verfahren zur Herstellung von UV-absorbierenden Kontaktlinsen, das folgende Schritte umfasst:

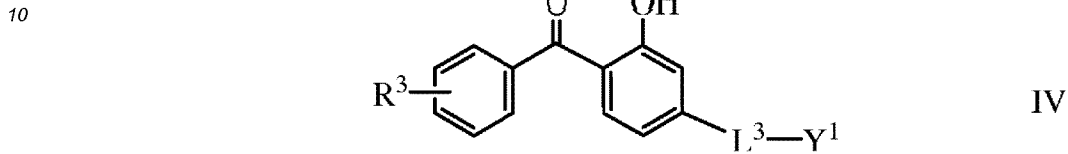
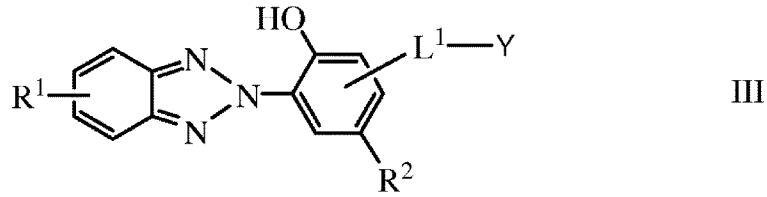
Erhalten einer ophthalmischen Linse, vorzugsweise einer Kontaktlinse;
 Eintauchen der ophthalmischen Linse in eine Beschichtungslösung, die ein organisches Lösungsmittel und ein UV-absorbierendes Polymer umfasst, über einen zur Bildung einer UV-absorbierenden Beschichtung auf der ophthalmischen Linse ausreichenden Zeitraum, wobei das UV-absorbierende Polymer

- a) UV-absorbierende Monomereinheiten,
 b) kovalent gebundene Radikalinitiatorgruppierungen
 c) und mindestens 50 Mol-%, vorzugsweise mindestens 60 Mol-%, weiter bevorzugt mindestens 70 Mol-

%, noch weiter bevorzugt mindestens 80 Mol-%, ganz besonders bevorzugt mindestens 90 Mol-%, carboxylgruppenhaltige Monomereinheiten umfasst;

- 5 Bestrahlen der ophthalmischen Linse nach dem Eintauchschritt zum Erhalt einer photoinduzierten Aufpfropfung des UV-absorbierenden Polymers auf der ophthalmischen Linse, gegebenenfalls, aber vorzugsweise in Gegenwart eines hydrophilen Vinylmonomers oder Vernetzers.
- 10 **2.** Verfahren nach Anspruch 1, wobei jede UV-absorbierende Monomereinheit eine Benzotriazol- oder Benzophenongruppierung oder Kombination davon umfasst.
- 15 **3.** Verfahren nach Anspruch 1 oder 2, wobei das UV-absorbierende Polymer aus einem durch Copolymerisation einer polymerisierbaren Mischung, die mindestens ein carboxylgruppenhaltiges Vinylmonomer und mindestens ein UV-absorbierendes Vinylmonomer umfasst, in Gegenwart oder Abwesenheit eines Vinylmonomers erhaltenen intermediären UV-absorbierenden Polymer erhalten wird, mit der Maßgabe, dass das carboxylgruppenhaltige Vinylmonomer in der polymerisierbaren Zusammensetzung in einer Menge von mindestens 50 Mol-%, vorzugsweise mindestens 60 Mol-%, weiter bevorzugt mindestens 70 Mol-%, noch weiter bevorzugt mindestens 80 Mol-%, ganz besonders bevorzugt mindestens 90 Mol-% vorliegt.
- 20 **4.** Verfahren nach Anspruch 3, wobei das UV-absorbierende Vinylmonomer aus der Gruppe bestehend aus 2-(2-Hydroxy-5-vinylphenyl)-2H-benzotriazol, 2-(2-Hydroxy-5-acryloxyphenyl)-2H-benzotriazol, 2-(2-Hydroxy-3-methacrylamidomethyl-5-tert-octylphenyl)benzotriazol, 2-(2'-Hydroxy-5'-methacrylamidophenyl)-5-chlorbenzotriazol, 2-(2'-Hydroxy-5'-methacrylamidophenyl)-5-methoxybenzotriazol, 2-(2'-Hydroxy-5'-methacryloxypropyl-3'-t-butylphenyl)-5-chlorbenzotriazol, 2-(2'-Hydroxy-5'-methacryloxyethylphenyl)benzotriazol, 2-(2'-Hydroxy-5'-methacryloxypropylphenyl)benzotriazol, 2-Hydroxy-4-acryloxyalkoxybenzophenon, 2-Hydroxy-4-methacryloxyalkoxybenzophenon, Allyl-2-hydroxybenzophenon und 2-Hydroxy-4-methacryloxybenzophenon und Kombinationen davon ausgewählt wird; wobei das carboxylgruppenhaltige Vinylmonomer aus der Gruppe bestehend aus Acrylsäure, C₁-C₁₂-Alkylacrylsäure, N,N-2-Acrylamidoglykolsäure, beta-Methylacrylsäure (Crotonsäure), alpha-Phenylacrylsäure, beta-Acryloxypropionsäure, Sorbinsäure, Angelikasäure, Zimtsäure, 1-Carboxy-4-phenylbutadien-1,3, Itaconsäure, Citraconsäure, Mesaconsäure, Glutaconsäure, Aconitsäure, Maleinsäure, Fumarsäure, Tricarboxyethylen und Kombinationen davon, vorzugsweise aus der Gruppe bestehend aus Acrylsäure, C₁-C₆-Alkylacrylsäure und Kombinationen davon, ausgewählt wird.
- 25 **5.** Verfahren nach Anspruch 1 oder 2, wobei das UV-absorbierende Polymer erhalten wird durch Umsetzung eines Vorläuferpolymers mit mindestens 50 Mol-% (vorzugsweise mindestens 60 Mol-%, weiter bevorzugt mindestens 70 Mol-%, noch weiter bevorzugt mindestens 80 Mol-% und ganz besonders bevorzugt mindestens 90 Mol-%) carboxylgruppenhaltigen Monomereinheiten in einer Kupplungsreaktion mit einer UV-absorbierenden Verbindung und einer Radikalinitiatorverbindung gleichzeitig oder nacheinander, wobei die UV-absorbierende Verbindung durch Formel I, II, III oder IV wiedergegeben wird:
- 30
- 35
- 40





15 wobei

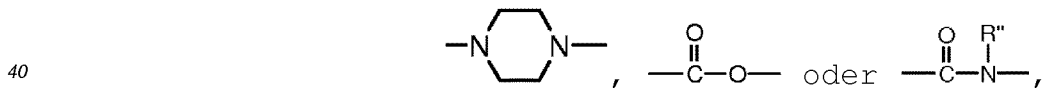
20 R¹, R² und R³ unabhängig voneinander für Wasserstoff, eine lineare oder verzweigte C₁-C₁₂-Alkylgruppe, ein Halogen (Cl oder Br), eine C₆-bis C₂₄-Arylgruppe, eine C₇- bis C₂₄-Alkylarylgruppe, eine C₇-C₂₄-Arylalkylgruppe oder eine lineare oder verzweigte C₁-C₁₂-Alkoxygruppe stehen;
 L¹ und L³ unabhängig voneinander für eine kovalente Bindung oder einen zweiwertigen Rest -X_a-E₁-X_b-E₂-X_c- stehen, wobei X_a für eine kovalente Bindung, -O-, Carbonyl



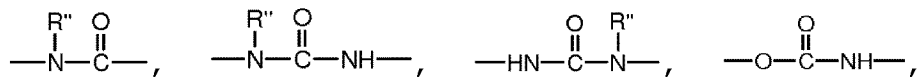
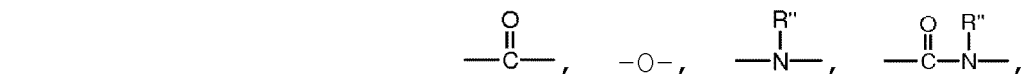
30 einen zweiwertigen Rest -(R^aO)_n-, wobei R^a für ein lineares oder verzweigtes C₁-C₁₂-Alkylen steht und n für 1 bis 10 steht,

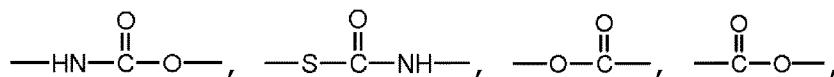


wobei R'' für H oder C₁-C₈-Alkyl steht, E₁ und E₂ unabhängig voneinander für eine kovalente Bindung, einen zweiwertigen Rest-(R^aO)_n-, wobei R^a und n wie oben definiert sind,

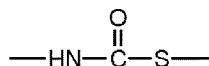


45 wobei R'' für H oder C₁-C₈-Alkyl steht, einen linearen oder verzweigten zweiwertigen C₁- bis C₁₂-Alkylenrest, einen zweiwertigen Cycloalkylrest mit bis zu 40 Kohlenstoffatomen, einen zweiwertigen Alkylcycloalkylrest mit bis zu 40 Kohlenstoffatomen, einen zweiwertigen Arylalkylrest mit bis zu 40 Kohlenstoffatomen oder eine Dicarboxylgruppe der Formel -C(O)L²C(O)- stehen, wobei L² für einen linearen oder verzweigten zweiwertigen C₁ bis C₁₂-Alkylenrest oder -(R^{e1}-O)_{w1}-(R^{e2}-O)_{w2}-(R^{e3}-O)_{w3} steht, wobei R^{e1}, R^{e2} und R^{e3} unabhängig voneinander für ein lineares oder verzweigtes C₁-C₄-Alkylen stehen und w₁, w₂ und w₃ unabhängig voneinander für eine Zahl von 0 bis 20 stehen, mit der Maßgabe, dass die Summe von (n+m+p) 1 bis 60 beträgt, und X_b und X_c unabhängig voneinander für eine kovalente Bindung, Carbonyl,





5 -S- und



10

stehen, wobei R" wie oben definiert ist; und

Y und Y¹ unabhängig voneinander für eine Azlactongruppe, eine Epoxidgruppe, eine Isocyanatgruppe, eine Aziridingruppe oder eine Aminogruppe -NHR stehen, wobei R für Wasserstoff oder eine unsubstituierte oder substituierte, lineare oder verzweigte C₁-C₂₀-Alkylgruppe steht,

15

wobei die Radikalinitiatorverbindung eine gegenüber einer Carboxygruppe reaktive funktionelle Gruppe aufweist.

6. Verfahren nach Anspruch 5, wobei es sich bei dem Vorläuferpolymer um (1) ein Homopolymer von Acrylsäure oder C₁-C₁₂-Alkylacrylsäure; (2) ein Copolymer von Acrylsäure und C₁-C₁₂-Alkylacrylsäure; (3) ein Copolymer von einem carboxylgruppenhaltigen Vinylmonomer, bei dem es sich um Acrylsäure oder C₁-C₁₂-Alkylacrylsäure oder eine Kombination davon handelt, und einem aminogruppenhaltigen Vinylmonomer aus der Gruppe bestehend aus Amino-C₂-C₆-alkyl(meth)acrylat, C₁-C₆-Alkylamino-C₂-C₆-alkyl(meth)acrylat, Allylamin, Vinylamin, Amino-C₂-C₆-alkyl(meth)acrylamid, C₁-C₆-Alkylamino-C₂-C₆-alkyl(meth)acrylamid und einer Kombination davon; (4) ein Copolymer von einem carboxylgruppenhaltigen Vinylmonomer, bei dem es sich um Acrylsäure oder C₁-C₁₂-Alkylacrylsäure oder eine Kombination davon handelt, und einem oder mehreren hydrophilen Vinylmonomeren, die frei von Carboxyl- oder Aminogruppen sind und aus der Gruppe bestehend aus Acrylamid (AAm), Methacrylamid, N,N-Dimethylacrylamid (DMA), N,N-Dimethylmethacrylamid (DMMA), N-Vinylpyrrolidon (NVP), N,N-Dimethylaminoethylmethacrylat (DMAEM), N,N-Dimethylaminoethylacrylat (DMAEA), N,N-Dimethylaminopropylmethacrylamid (DMAPMAm), N,N-Dimethylaminopropylacrylamid (DMAPAAM), Glycerinmethacrylat, 3-Acryloylamino-1-propanol, N-Hydroxyethylacrylamid, N-[Tris(hydroxymethyl)-methyl]acrylamid, N-Methyl-3-methylen-2-pyrrolidon, 1-Ethyl-3-methylen-2-pyrrolidon, 1-Methyl-5-methylen-2-pyrrolidon, 1-Ethyl-5-methylen-2-pyrrolidon, 5-Methyl-3-methylen-2-pyrrolidon, 5-Ethyl-3-methylen-2-pyrrolidon, 2-Hydroxyethyl(meth)acrylat, Hydroxypropyl(meth)-acrylat, C₁-C₄-Alkoxypolyethylenglykol(meth)acrylat mit einem gewichtsmittleren Molekulargewicht von bis zu 1500 Dalton, N-Vinylformamid, N-Vinylacetamid, N-Vinylisopropylamid, N-Vinyl-N-methylacetamid, Allylalkohol, Vinylalkohol (hydrolysierte Form von Vinylacetat im Copolymer), und Kombinationen davon ausgewählt sind; handelt.
7. Verfahren nach Anspruch 5, wobei es sich bei dem Vorläuferpolymer um Polyacrylsäure, Polymethacrylsäure, Poly(C₂-C₁₂-alkylacrylsäure), Poly(acrylsäure-co-methacrylsäure), Poly[C₂-C₁₂-alkylacrylsäure-co-(meth)acrylsäure], Poly(N,N-2-Acrylamidoglykolsäure), Poly[(meth)acrylsäure-co-acrylamid], Poly[(meth)acrylsäure-co-vinylpyrrolidon], Poly[C₂-C₁₂-alkylacrylsäure-co-acrylamid], Poly[C₂-C₁₂-alkylacrylsäure-co-vinylpyrrolidon], hydrolysiertes Poly[(meth)acrylsäure-co-vinylacetat], hydrolysiertes Poly[C₂-C₁₂-alkylacrylsäure-co-vinylacetat] oder Kombinationen davon handelt.
8. Verfahren nach einem der Ansprüche 1 bis 7, wobei das organische Lösungsmittel in der Beschichtungslösung in einer Menge von mindestens 60 Gew.-%, vorzugsweise mindestens 70 Gew.-%, weiter bevorzugt mindestens 80 Gew.-%, noch weiter bevorzugt mindestens 90 Gew.-%, ganz besonders bevorzugt mindestens 95 Gew.-%, vorliegt, wobei das Verfahren einen Schritt des Spülens der ophthalmischen Linse mit der UV-absorbierenden Beschichtung darauf mit einer Mischung von Wasser und höchstens 50 Gew.-%, vorzugsweise höchstens 40 Gew.-%, weiter bevorzugt höchstens 30 Gew.-%, noch weiter bevorzugt höchstens 20 Gew.-%, ganz besonders bevorzugt höchstens 10 Gew.-%, eines organischen Lösungsmittels umfasst.
9. Verfahren nach einem der Ansprüche 1 bis 8, wobei sich die kovalent gebundenen Radikalinitiatorgruppen von einer funktionalisierten Radikalinitiatorverbindung mit einer mit Carboxy coreaktiven Gruppe, wie Amino oder Hydroxy, vorzugsweise Amino, ableiten.
10. Verfahren nach einem der Ansprüche 1 bis 9, wobei der Radikalinitiatoranteil zum Thioxanthon-Typ oder zum Benzoin-Typ gehört.

EP 2 932 314 B1

11. Verfahren nach einem der Ansprüche 1 bis 10, wobei sich die kovalent gebundenen Radikalinitiatorgruppierungen von einem Photoinitiator vom Irgacure-Typ ableiten.
- 5 12. Verfahren nach einem der Ansprüche 1 bis 11, wobei die kovalent gebundenen Radikalinitiatorgruppierungen in dem UV-absorbierenden Polymer in einer Menge von 3 bis 15 Molprozent, vorzugsweise 5 bis 10 Molprozent, vorliegen.
- 10 13. Verfahren nach einem der Ansprüche 1 bis 12, wobei die UV-absorbierenden Monomereinheiten in dem UV-absorbierenden Polymer in einer Menge von etwa 4 bis etwa 15 Molprozent, vorzugsweise 5 bis 12 Molprozent, vorliegen.
14. Verfahren nach einem der Ansprüche 1 bis 13, wobei die Bestrahlung nach dem Eintauchschritt in Gegenwart eines hydrophilen Vinylmonomers oder Vernetzers durchgeführt wird.
- 15 15. Verfahren nach einem der Ansprüche 1 bis 14, wobei es sich bei dem hydrophilen Vernetzer um Poly-(ethylenglykol)diacrylat handelt.
16. Verfahren nach einem der Ansprüche 1 bis 15, wobei die UV-absorbierende Beschichtung ferner ein blaues Licht absorbierendes Polymer umfasst.
- 20 17. Verfahren nach einem der Ansprüche 1 bis 16, wobei es sich bei der ophthalmischen Linse um eine Silikonhydrogel-Kontaktlinse mit einer Oberflächenbenetzbarkeit, die durch einen gemittelten Wasserkontaktwinkel von etwa 90 Grad oder weniger, vorzugsweise 80 Grad oder weniger, weiter bevorzugt 70 Grad oder weniger, noch weiter bevorzugt 60 Grad oder weniger, ganz besonders bevorzugt 50 Grad oder weniger, gekennzeichnet ist, handelt.
- 25 18. Ophthalmische Linse, erhalten nach dem Verfahren nach einem der Ansprüche 1 bis 17.

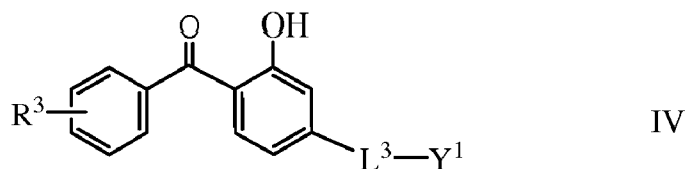
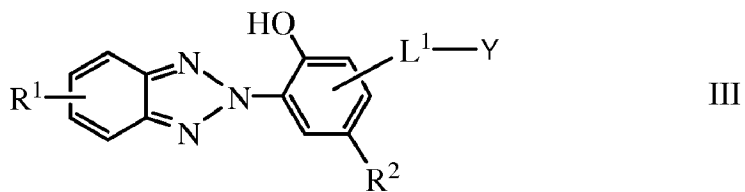
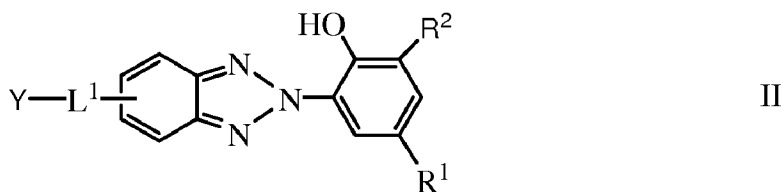
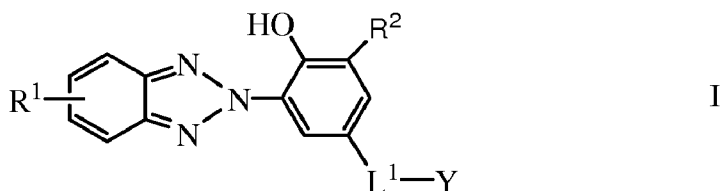
Revendications

- 30 1. Méthode de production de lentilles de contact absorbant les UV, comprenant les étapes consistant à :
- obtenir une lentille ophtalmique, préférablement une lentille de contact ;
tremper la lentille ophtalmique dans une solution de revêtement comprenant un solvant organique et un polymère absorbant les UV pendant une période de temps suffisante pour former un revêtement absorbant les UV sur
35 la lentille ophtalmique, où le polymère absorbant les UV comprend
- a) des motifs monomères absorbant les UV,
b) des motifs initiateurs de radicaux liés de manière covalente,
40 c) et au moins 50%, préférablement au moins 60%, plus préférablement au moins 70%, encore plus préférablement au moins 80%, tout préférablement au moins 90% molaire de motifs monomères carboxylés ;
- irradier la lentille ophtalmique après l'étape de trempage afin d'obtenir un greffage photo-induit du polymère absorbant les UV sur la lentille ophtalmique, éventuellement mais préférablement en présence d'un agent de réticulation ou monomère vinylique hydrophile.
- 45 2. Méthode selon la revendication 1, dans laquelle chaque motif monomère absorbant les UV comprend un motif benzotriazole ou benzophénone ou une combinaison de ceux-ci.
3. Méthode selon la revendication 1 ou 2, dans laquelle le polymère absorbant les UV est obtenu à partir d'un polymère absorbant les UV intermédiaire obtenu par copolymérisation d'un mélange polymérisable comprenant au moins un monomère vinylique carboxylé et au moins un monomère vinylique absorbant les UV en présence ou absence d'un monomère vinylique, à condition que le monomère vinylique carboxylé soit présent selon une quantité d'au moins 50%, préférablement d'au moins 60%, plus préférablement d'au moins 70%, encore plus préférablement d'au moins 80%, tout préférablement d'au moins 90% molaire dans la composition polymérisable.
- 55 4. Méthode selon la revendication 3, dans laquelle le monomère vinylique absorbant les UV est choisi dans le groupe constitué par le 2-(2-hydroxy-5-vinylphényl)-2H-benzotriazole, le 2-(2-hydroxy-5-acryloyloxyphényl)-2H-benzotriazole, le 2-(2-hydroxy-3-méthacrylamidométhyl-5-tertio-octylphényl)benzotriazole, le 2-(2'-hydroxy-5'-méthacrylamido-

phényl)-5-chlorobenzotriazole, le 2-(2'-hydroxy-5'-méthacrylamidophényl)-5-méthoxybenzotriazole, le 2-(2'-hydroxy-5'-méthacryloxypropyl-3'-t-butylphényl)-5-chlorobenzotriazole, le 2-(2'-hydroxy-5'-méthacryloxyéthylphényl)benzotriazole, le 2-(2'-hydroxy-5'-méthacryloxypropylphényl)benzotriazole, la 2-hydroxy-4-acryloxyalcoxy-benzophénone, la 2-hydroxy-4-méthacryloxyalcoxy-benzophénone, l'allyl-2-hydroxybenzophénone, et la 2-hydroxy-4-méthacryloxybenzophénone, et des combinaisons de ceux-ci ; où le monomère vinylique carboxylé est choisi dans le groupe constitué par l'acide acrylique, l'acide C₁-C₁₂ alkylacrylique, l'acide N,N-2-acrylamidoglycolique, l'acide bêta-méthylacrylique (acide crotonique), l'acide alpha-phénylacrylique, l'acide bêta-acryloxypropionique, l'acide sorbique, l'acide angélique, l'acide cinnamique, l'acide 1-carboxy-4-phénylbutadiène-1,3-itaconique, l'acide citraconique, l'acide mésaconique, l'acide glutaconique, l'acide aconitique, l'acide maléique, l'acide fumarique, le tricarboxyéthylène, et des combinaisons de ceux-ci, préférablement dans le groupe constitué par l'acide acrylique, l'acide C₁-C₆ alkylacrylique, et des combinaisons de ceux-ci.

5. Méthode selon la revendication 1 ou 2, dans laquelle le polymère absorbant les UV est obtenu par :

la réaction d'un polymère précurseur ayant au moins 50%, (préférablement au moins 60%, plus préférablement au moins 70%, encore plus préférablement au moins 80%, tout préférablement au moins 90%) molaire de motifs monomères carboxylés, dans une réaction de couplage, de manière simultanée ou séquentielle avec un composé absorbant les UV et un composé initiateur de radicaux, où le composé absorbant les UV est représenté par la formule I, II, III, ou IV



où

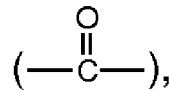
R¹, R² et R³ sont indépendamment les uns des autres hydrogène, un groupement C₁-C₁₂ alkyle linéaire ou ramifié, halogène (Cl ou Br), un groupement C₆ à C₂₄ aryle, un groupement C₇ à C₂₄ alkylaryle, C₇ à C₂₄ arylalkyle, ou un groupement C₁-C₁₂ alcoxy linéaire ou ramifié ;

L¹ et L³ indépendamment l'un de l'autre sont une liaison covalente ou un radical divalent de -X_a-E₁-X_b-E₂-X_c- où

EP 2 932 314 B1

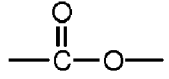
X_a est une liaison covalente, -O-, carbonyle

5



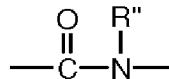
un radical divalent de -(R^aO)_n- où R^a est C₁-C₁₂-alkylène linéaire ou ramifié et n va de 1 à 10,

10



ou

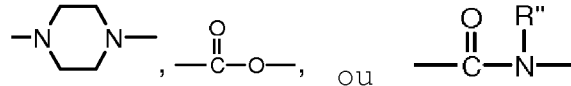
15



20

où R'' est H ou C₁-C₈ alkyle, E₁ et E₂ sont indépendamment l'un de l'autre une liaison covalente, un radical divalent de -(R^aO)_n- où R^a et n sont définis ci-dessus,

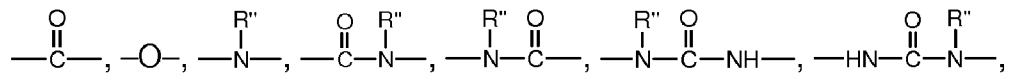
25



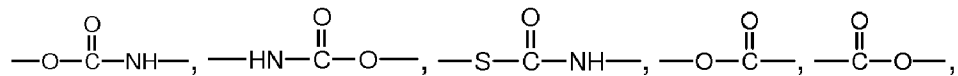
30

où R'' est H ou C₁-C₈ alkyle, un radical divalent C₁ à C₁₂ alkylène linéaire ou ramifié, un radical divalent cycloalkyle ayant jusqu'à 40 atomes de carbone, un radical divalent alkylcycloalkyle ayant jusqu'à 40 atomes de carbone, un radical divalent alkylaryle ayant jusqu'à 40 atomes de carbone, un radical divalent arylalkylène ayant jusqu'à 40 atomes de carbone, ou un groupement dicarbone répondant à la formule -C(O)L²C(O)- où L² est un radical divalent alkylène C₁ à C₁₂ linéaire ou ramifié ou -(R^{e1}-O)_{w1}-(R^{e2}-O)_{w2}-(R^{e3}-O)_{w3}, où R^{e1}, R^{e2}, et R^{e3} sont indépendamment les uns des autres C₁-C₄-alkylène linéaire ou ramifié et w₁, w₂ et w₃ sont indépendamment les uns des autres un nombre allant de 0 à 20 à condition que la somme (n+m+p) aille de 1 à 60, et X_b et X_c sont indépendamment l'un de l'autre une liaison covalente, carbonyle,

35

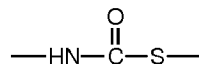


40



45

-S-, et



50

où R'' est défini ci-dessus ; et

Y et Y¹ sont indépendamment l'un de l'autre un groupement azlactone, un groupement époxy, un groupement isocyanate, un groupement aziridine, ou un groupement amino de -NHR où R est hydrogène ou un groupement C₁-C₂₀ alkyle non substitué ou substitué, linéaire ou ramifié, où le composé initiateur de radicaux possède un groupement réactif vis-à-vis d'un groupement carboxy.

55

6. Méthode selon la revendication 5, dans laquelle le polymère précurseur est : (1) un homopolymère d'acide acrylique ou d'acide C₁-C₁₂ alkylacrylique ; (2) un copolymère d'acide acrylique et d'acide C₁-C₁₂ alkylacrylique ; (3) un

- copolymère d'un monomère vinylique carboxylé qui est l'acide acrylique ou C₁-C₁₂alkylacrylique ou une combinaison de ceux-ci et un monomère vinylique aminé choisi dans le groupe constitué par le (méth)acrylate d'amino-C₂-C₆ alkyle, le (méth)acrylate de C₁-C₆ alkylamino-C₂-C₆ alkyle, l'allylamine, la vinylamine, l'amino-C₂-C₆ alkyl-(méth)acrylamide, le C₁-C₆ alkylamino-C₂-C₆ alkyl-(méth)acrylamide), et une combinaison de ceux-ci ; (4) un copolymère d'un monomère vinylique carboxylé qui est l'acide acrylique ou C₁-C₁₂alkylacrylique ou une combinaison de ceux-ci et un ou plusieurs monomères vinyliques hydrophiles dépourvus de groupements carboxyle ou amino et choisis dans le groupe constitué par l'acrylamide (AAM), le méthacrylamide, N,N-diméthylacrylamide (DMA), le N,N-diméthylméthacrylamide (DMMA), la N-vinylpyrrolidone (NVP), le méthacrylate de N,N,-diméthylaminoéthyle (DMAEM), l'acrylate de N,N-diméthylaminoéthyle (DMAEA), le N,N-diméthylaminopropylméthacrylamide (DMAPMAm), le N,N-diméthylaminopropylacrylamide (DMAPAAm), le méthacrylate de glycérol, le 3-acryloylamino-1-propanol, le N-hydroxyéthylacrylamide, le N-[tris(hydroxyméthyl)-méthyl]-acrylamide, la N-méthyl-3-méthylène-2-pyrrolidone, la 1-éthyl-3-méthylène-2-pyrrolidone, la 1-méthyl-5-méthylène-2-pyrrolidone, la 1-éthyl-5-méthylène-2-pyrrolidone, la 5-méthyl-3-méthylène-2-pyrrolidone, la 5-éthyl-3-méthylène-2-pyrrolidone, le (méth)acrylate de 2-hydroxyéthyle, le (méth)acrylate d'hydroxypropyle, le (méth)acrylate de C₁-C₄-alcoxy polyéthylène glycol ayant un poids moléculaire moyen en poids allant jusqu'à 1500 Daltons, le N-vinylformamide, le N-vinylacétamide, le N-vinylisopropylamide, le N-vinyl-N-méthylacétamide, l'alcool allylique, l'alcool vinylique (forme hydrolysée d'acétate de vinyle dans le copolymère), et des combinaisons de ceux-ci.
- 5
7. Méthode selon la revendication 5, dans laquelle le polymère précurseur est l'acide polyacrylique, l'acide polyméthacrylique, le poly(acide C₂-C₁₂ alkylacrylique), le poly(acide acrylique-co-acide méthacrylique), le poly[acide C₂-C₁₂ alkylacrylique-co-acide (méth)-acrylique], le poly(acide N,N-2-acrylamidoglycolique), le poly[acide (méth)acrylique-co-acrylamide], le poly[acide (méth)acrylique-co-vinylpyrrolidone], le poly[acide C₂-C₁₂ alkylacrylique-co-acrylamide], le poly[acide C₂-C₁₂ alkylacrylique-co-vinylpyrrolidone], le poly[acide (méth)acrylique-co-acétate de vinyle] hydrolysé, le poly[acide C₂-C₁₂ alkylacrylique-co-acétate de vinyle] hydrolysé, ou des combinaisons de ceux-ci.
- 10
8. Méthode selon l'une quelconque des revendications 1 à 7, dans laquelle le solvant organique est présent selon une quantité d'au moins 60%, préférablement d'au moins 70%, plus préférablement d'au moins 80%, encore plus préférablement d'au moins 90%, tout préférablement d'au moins 95% en poids de la solution de revêtement, où la méthode comprend une étape de rinçage de la lentille ophtalmique ayant le revêtement absorbant les UV sur celle-ci avec un mélange d'eau et d'au plus 50%, préférablement d'au plus 40%, plus préférablement d'au plus 30%, encore plus préférablement d'au plus 20%, tout préférablement d'au plus environ 10% en poids d'un solvant organique.
- 15
9. Méthode selon l'une quelconque des revendications 1 à 8, dans laquelle les motifs initiateurs de radicaux liés de manière covalente sont dérivés d'un composé initiateur de radicaux fonctionnalisé qui comprend un groupement qui est co-réactif vis-à-vis de carboxy, tel qu'amino ou hydroxy, préférablement amino.
- 20
10. Méthode selon l'une quelconque des revendications 1 à 9, dans laquelle la partie initiateur de radicaux appartient au type thioxanthone ou au type benzoïne.
- 25
11. Méthode selon l'une quelconque des revendications 1 à 10, dans laquelle les motifs initiateurs de radicaux liés de manière covalente sont dérivés d'un photo-initiateur de type Irgacure.
- 30
12. Méthode selon l'une quelconque des revendications 1 à 11, dans laquelle les motifs initiateurs de radicaux liés de manière covalente sont présents dans le polymère absorbant les UV selon de 3 à 15% molaire, préférablement de 5 à 10% molaire.
- 35
13. Méthode selon l'une quelconque des revendications 1 à 12, dans laquelle les motifs monomères absorbant les UV sont présents dans le polymère absorbant les UV selon d'environ 4 à environ 15% molaire, préférablement de 5 à 12% molaire.
- 40
14. Méthode selon l'une quelconque des revendications 1 à 13, dans laquelle l'irradiation après l'étape de trempage est effectuée en présence d'un agent de réticulation ou monomère vinylique hydrophile.
- 45
15. Méthode selon l'une quelconque des revendications 1 à 14, dans laquelle l'agent de réticulation hydrophile est le diacrylate de poly(éthylène glycol).
- 50
- 55

EP 2 932 314 B1

16. Méthode selon l'une quelconque des revendications 1 à 15, dans laquelle le revêtement absorbant les UV comprend en outre un polymère absorbant la lumière bleue.

5 17. Méthode selon l'une quelconque des revendications 1 à 16, dans laquelle la lentille ophtalmique est une lentille de contact en silicone hydrogel ayant une mouillabilité de surface **caractérisée par** un angle de contact avec l'eau moyen d'environ 90 degrés ou moins, préférablement de 80 degrés ou moins, plus préférablement de 70 degrés ou moins, encore plus préférablement de 60 degrés ou moins, tout préférablement de 50 degrés ou moins.

10 18. Lentille ophtalmique obtenue selon la méthode selon l'une quelconque des revendications 1 à 17.

15

20

25

30

35

40

45

50

55

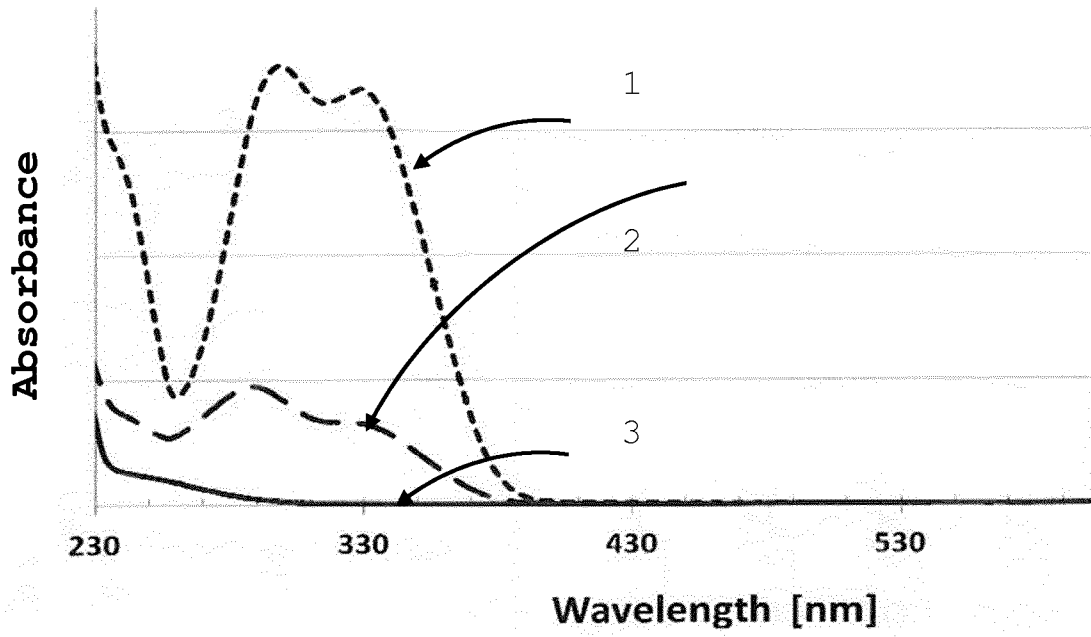


Fig. 1

REFERENCES CITED IN THE DESCRIPTION

This list of references cited by the applicant is for the reader's convenience only. It does not form part of the European patent document. Even though great care has been taken in compiling the references, errors or omissions cannot be excluded and the EPO disclaims all liability in this regard.

Patent documents cited in the description

- US 3408429 A [0040]
- US 4347198 A [0040]
- US 5508317 A [0040]
- US 5583463 A [0040]
- US 5789464 A [0040]
- US 5849810 A [0040]
- US 4444711 A, Schad [0043]
- US 4460534 A, Boehm [0043]
- US 5843346 A, Morrill [0043]
- US 5894002 A, Boneberger [0043]
- WO 03042724 A [0046] [0122]
- WO 86005778 A [0046]
- EP 632329 B [0046]
- EP 800511 B [0046]
- US 3299173 A [0049]
- US 4612358 A [0049]
- US 4716234 A [0049]
- US 4528311 A [0049]
- US 3162676 A [0049]
- EP 1299753 B1 [0051]
- US 4485236 A [0061]
- US 4711943 A [0080]
- WO 02071106 A [0080] [0142]
- US 5760100 A [0095] [0104]
- US 7384590 B [0111]
- US 7387759 B [0111]
- WO 20100635355 A [0132]
- WO 2008074838 A [0154]

Non-patent literature cited in the description

- **WINTERTON et al.** The Cornea: Transactions of the World Congress on the Cornea. Raven Press, 1988, vol. 111, 273-280 [0095]
- **G.N. BABU.** *ACS Polymer Preprints*, 1997, vol. 38, 510 [0127]
- **M. YOSHIDA.** *Makromol. Chem. Rapid Commun.*, 1989, vol. 10, 517 [0132]

Szabadalmi igénypont

1. Eljárás UV-abszorbeáló kontaktlencsék előállítására, amely eljárás tartalmazza a következő lépéseket: előállítunk egy szemészeti lencsét, előnyösen egy kontaktlencsét;

a szemészeti lencsét bemerítjük egy szerves oldószert és egy UV-abszorbeáló polimert tartalmazó bevonó oldatba az UV-abszorbeáló bevonatnak a szemészeti lencsén való kialakulásához szükséges időtartamig, ahol az UV-abszorbeáló polimer tartalmaz:

a) UV-abszorbeáló monomer egységeket,

b) kovalensen kötött gyök-iniciáló csoportokat,

c) és legalább 50 mol%-ban, előnyösen legalább 60 mol%-ban, előnyösebben legalább 70 mol%-ban, még előnyösebben legalább 80 mol%-ban, legelőnyösen legalább 90 mol%-ban karboxil-tartalmú monomer egységeket;

a bemerítési lépés után a szemészeti lencsét besugározzuk, így végrehajtjuk az UV-abszorbeáló polimer fényvel indukált ojtását a szemészeti lencsére, adott esetben, de előnyösen egy hidrofíli vinil-monomer vagy térhálósítószer jelenlétében.

2. Az 1. igénypont szerinti eljárás, ahol mindegyik UV-abszorbeáló monomer egység tartalmaz egy benzotriazol- vagy benzofenon-molekularészt vagy ezek kombinációját.

3. Az 1. vagy 2. igénypont szerinti eljárás, ahol az UV-abszorbeáló polimert legalább egy karboxil-tartalmú vinil-monomert és legalább egy UV-abszorbeáló vinil-monomert tartalmazó polimerizálható keveréknek egy vinil-monomer jelenlétében vagy távollétében történő kopolimerizálásával előállított UV-abszorbeáló polimer köztermékből állítjuk elő, azzal a megkötéssel, hogy karboxil-tartalmú vinil-monomer legalább 50 mol%, előnyösen legalább 60 mol%, előnyösebben legalább 70 mol%, még előnyösebben legalább 80 mol%, legelőnyösen legalább 90 mol% mennyiségben van jelen polimerizálható készítményben.

4. A 3. igénypont szerinti eljárás, ahol az UV-abszorbeáló vinil-monomer

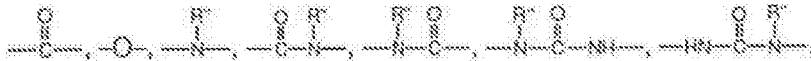
2-(2-hidroxi-5-vinilfenil)-2H-benzotriazol, 2-(2-hidroxi-5-akriloxifenil)-2H-benzotriazol, 2-(2-hidroxi-3-metakrilamido-metil-5-terc-oktilfenil)-benzotriazol, 2-(2'-hidroxi-5'-metakrilamidofenil)-5-klórbenzotriazol, 2-(2'-hidroxi-5'-metakrilamidofenil)-5-metoxibenzotriazol, 2-(2'-hidroxi-5'-metakriloxipropil-3'-t-butil-fenil)-5-klórbenzotriazol, 2-(2'-hidroxi-5'-metakriloxietilfenil)-benzotriazol, 2-(2'-hidroxi-5'-metakriloxipropilfenil)-benzotriazol, 2-hidroxi-4-akriloxi-alkoxi-benzofenon, 2-hidroxi-4-metakriloxi-alkoxi-benzofenon, allil-2-hidroxi-benzofenon és 2-hidroxi-4-metakriloxi-benzofenon és ezek kombinációi csoportjából van kiválasztva, ahol a karboxil-tartalmú vinil-monomer akrilsav, C₇-C₁₂ alkilakrilsav, N,N-2-akrilamidoglikolsav, béta-metil-akrilsav (krotonsav), alfa-fenil-akrilsav, béta-akriloxi-propionsav, szorbinsav, angelicasav, fahéjsav, 1-karboxi-4-fenil-butadién-1,3-itakonsav, citrakonsav, mezakonsav, glutakonsav, akonítsav, maleinsav, fumársav, trikarboxi-etilén és ezek kombinációi csoportjából van kiválasztva, előnyösen akrilsav, C₇-C₈ alkilakrilsav és ezek kombinációi csoportjából van kiválasztva.



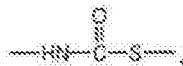
vagy



amelyben R^n jelentése H vagy C_1-C_6 alkil, C_1-C_{12} egyenes vagy elágazó láncú kétértékű alkilén-gyök, legfeljebb 40 szénatomos kétértékű cikloalkil-gyök, legfeljebb 40 szénatomos kétértékű alkilcikloalkil-gyök, legfeljebb 40 szénatomos kétértékű alkilaril-gyök, legfeljebb 40 szénatomos kétértékű arilalkilén-gyök vagy $-C(O)L^2C(O)-$ képletű dikarbonil-csoport, amelyben L^2 jelentése C_1-C_{12} egyenes vagy elágazó láncú kétértékű alkilén-gyök vagy $-(R^{n1}-O)_{w1}-(R^{n2}-O)_{w2}-(R^{n3}-O)_{w3}-$, ahol R^{n1} , R^{n2} és R^{n3} jelentése egymástól függetlenül egyenes vagy elágazó láncú C_1-C_6 -alkilén és $w1$, $w2$ és $w3$ értéke egymástól függetlenül 0-tól 20-ig terjedő szám, azzal a megkötéssel, hogy $(n+m+p)$ összege 1-60 és X_n és X_m jelentése egymástól függetlenül kovalens kötés, karbonil,



és



amelyben R^n jelentése a fent meghatározott; és

Y és Y^i jelentése egymástól függetlenül azlaktonecsoport, epoxicssoport, izocianátcsoport, aziridincsoport vagy $-NHR$ képletű aminocsoport, amelyben R jelentése hidrogén vagy szubsztituálatlan vagy szubsztituált egyenes vagy elágazó láncú C_1-C_{20} alkilcsoport,

ahol a gyök-iniciálé vegyület tartalmaz egy karboxilcsoporttal reagáló funkciós csoportot.

6. Az 5. igénypont szerinti eljárás, ahol a prekursor polimer (1) akrilsav vagy C_1-C_{12} alkilakrilsav homopolimere; (2) akrilsav és C_1-C_{12} alkilakrilsav kopolimere; (3) egy karboxil-tartalmú vinil-monomer és egy amino-tartalmú vinil-monomer kopolimere, ahol a karboxil-tartalmú vinil-monomer akrilsav vagy C_1-C_{12} alkilakrilsav vagy ezek kombinációja, és az amino-tartalmú vinil-monomer amino- C_2-C_6 alkil-(met)akrilát, C_1-C_6 alkilamino- C_2-C_6 alkil-(met)akrilát, alil-amin, vinil-amin, amino- C_2-C_6 alkil-(met)akrilamid, C_1-C_6 alkilamino- C_2-C_6 alkil-(met)akrilamid és ezek kombinációja csoportjából van kiválasztva; (4) egy karboxil-tartalmú vinil-monomer és egy vagy több hidrofil vinil-monomer kopolimere, ahol a karboxil-tartalmú vinil-monomer akrilsav vagy C_1-C_{12} alkilakrilsav vagy ezek kombinációja, és az egy vagy több hidrofil vinil-monomer karboxil- vagy aminocsoporttól mentes, és akrilamid (AAm), metakrilamid N,N-dimetilakrilamid (DMA), N,N-dimetil-metakrilamid (DMMA), N-vinilpirrolidon (NVP), N,N-dimetilaminoetil-metakrilát (DMAEM), N,N-dimetilaminoetilakrilát (DMAEA), N,N-dimetilaminopropil-metakrilamid (DMAPMAm), N,N-dimetilaminopropilakrilamid (DMAPAAm), glicerín-metakrilát, 3-akrilóilamino-1-propanol, N-hidroxietil-akrilamid, N-[tris(hidroxi)etil-metil]-akrilamid, N-metil-3-metilén-2-pirrolidon, 1-etil-3-metilén-2-pirrolidon, 1-metil-3-metilén-2-pirrolidon, 1-etil-5-metilén-2-pirrolidon, 5-metil-3-metilén-2-pirrolidon, 5-etil-3-metilén-2-pirrolidon, 2-hidroxietil-(met)akrilát, hidroxipropil-(met)akrilát, legfeljebb 1500 Dalton tömeg szerinti közepes molekulatömegű C_1-C_6 -alkoxi-poli(etilén-glikol)-(met)akrilát, N-vinil-formamid, N-vinil-

-acetamid, N-vinil-izopropilamid, N-vinil-N-metil-acetamid, allyl-alkohol, vinil-alkohol (a vinil-acetát hidrolizált formája a kopolimerben) és ezek kombinációi csoportjából van kiválasztva.

7. Az 5. igénypont szerinti eljárás, ahol a prekursor polimer poliakrilsav, polimetakrilsav, poli(C₂-C₁₂ alkilakrilsav), poli(akrilsav-ko-metakrilsav), poli[C₂-C₁₂ alkilakrilsav-ko-(met)akrilsav], poli(N,N-2-akril-amidoglikolsav), poli{(met)akrilsav-ko-akrilamid}, poli[(met)akrilsav-ko-vinilpirrolidon], poli[C₂-C₁₂ alkilakrilsav-ko-akrilamid], poli[C₂-C₁₂ alkilakrilsav-ko-vinilpirrolidon], hidrolizált poli[(met)akrilsav-ko-vinil-acetát], hidrolizált poli[C₂-C₁₂ alkilakrilsav-ko-vinil-acetát] vagy ezek kombinációi.

8. Az 1-7. igénypontok bármelyike szerinti eljárás, ahol a szerves oldószer legalább 60 tömeg%, előnyösen legalább 70 tömeg%, előnyösebben legalább 80 tömeg%, még előnyösebben legalább körülbelül 90 tömeg%, legelőnyösen legalább 95 tömeg% mennyiségben van jelen a bevonó oldatban, amely eljárás tartalmaz egy lépést, amelyben az UV-abszorbeáló bevonattal ellátott szemészeti lencsét víz és legfeljebb 50 tömeg%, előnyösen legfeljebb 40 tömeg%, előnyösebben legfeljebb 30 tömeg%, még előnyösebben legfeljebb 20 tömeg%, legelőnyösen legfeljebb körülbelül 10 tömeg% szerves oldószer keverékével öblítjük.

9. Az 1-8. igénypontok bármelyike szerinti eljárás, ahol a kovalensen kötött gyök-iniciáló molekuláriszerek funkciócsoportot tartalmazó gyök-iniciáló vegyületekből származnak, amely vegyület egy, a karboxilcsoporttal szemben ko-reaktív csoportot, például amino- vagy hidroxilcsoportot, előnyösen aminocsoportot tartalmaz.

10. Az 1-9. igénypontok bármelyike szerinti eljárás, ahol a gyök-iniciáló rész tioxanton típusba vagy benzoin típusba tartozik.

11. Az 1-10. igénypontok bármelyike szerinti eljárás, ahol a kovalensen kötött gyök-iniciáló molekuláriszerek Irgacure típusú fotoiniciátorból származnak.

12. Az 1-11. igénypontok bármelyike szerinti eljárás, ahol a kovalensen kötött gyök-iniciáló molekuláriszerek az UV-abszorbeáló polimerben 3-15 mol%-ban, előnyösen 5-10 mol%-ban vannak jelen.

13. Az 1-12. igénypontok bármelyike szerinti eljárás, ahol az UV-abszorbeáló monomer egységek az UV-abszorbeáló polimerben körülbelül 4-15 mol%-ban, előnyösen 5-12 mol%-ban vannak jelen.

14. Az 1-13. igénypontok bármelyike szerinti eljárás, ahol a bemerítési lépés utáni besugárzást egy hidrofil vinil-monomer vagy térhálósítószer jelenlétében végezzük.

15. Az 1-14. igénypontok bármelyike szerinti eljárás, ahol a hidrofil térhálósítószer poli(etilenglikol)-diakrilát.

16. Az 1-15. igénypontok bármelyike szerinti eljárás, ahol az UV-abszorbeáló bevenet tartalmaz továbbá egy kék fényt abszorbeáló polimert.

17. Az 1-16. igénypontok bármelyike szerinti eljárás, ahol a szemészeti lencse egy nedvesíthető felzárni szilikon hidrogél kontaktlencse, azzal jellemezve, hogy annak átlagos víz kontakt szöge körülbelül 90 fok vagy kevesebb, előnyösen 80 fok vagy kevesebb, előnyösebben 70 fok vagy kevesebb, még előnyösebben 60 fok vagy kevesebb, legelőnyösen 50 fok vagy kevesebb.

18. Az 1-17. igénypontok bármelyike szerinti eljárással előállított szemészeti lencse.