



US00D744631S

(12) **United States Design Patent**
Ehlert et al.

(10) **Patent No.:** **US D744,631 S**

(45) **Date of Patent:** **** Dec. 1, 2015**

- (54) **AIR VENT HOUSING**
- (71) Applicant: **TSI Products, Inc.**, Arlington, TX (US)
- (72) Inventors: **John H. Ehlert**, Dallas, TX (US);
Stephen William O'Brien, Fort Worth, TX (US)
- (73) Assignee: **TSI Products, Inc.**, Arlington, TX (US)
- (**) Term: **14 Years**
- (21) Appl. No.: **29/489,800**
- (22) Filed: **May 2, 2014**
- (51) **LOC (10) Cl.** **23-04**
- (52) **U.S. Cl.**
USPC **D23/393**
- (58) **Field of Classification Search**
USPC D23/385-395, 397, 370-373, 365, 351,
D23/354, 399-403, 421, 499; 454/309,
454/275-277, 284, 287-291, 358-363;
52/302.1, 32.07; 285/229, 189, 183,
285/123.1, 15, 114, 110, 424, 197; 165/59;
34/97
CPC B60H 1/00514; B60H 1/00028
See application file for complete search history.

| | | | | |
|-------------------|---------|-------------|-------|---------------------------|
| D628,126 S * | 11/2010 | Tai | | D12/106 |
| D629,093 S * | 12/2010 | Polston | | D23/373 |
| D629,094 S * | 12/2010 | Thomas | | D23/387 |
| D653,745 S * | 2/2012 | Gregg | | D23/386 |
| D666,285 S * | 8/2012 | Schrad | | D23/387 |
| D672,450 S * | 12/2012 | Milks | | D23/387 |
| D696,392 S * | 12/2013 | Funnell, II | | D23/371 |
| D715,417 S * | 10/2014 | McCoy | | D23/365 |
| D731,047 S * | 6/2015 | Leonard | | D23/373 |
| D735,304 S * | 7/2015 | Currier | | D23/263 |
| 2011/0009044 A1 * | 1/2011 | Seto | | B60H 1/00028 454/143 |
| 2012/0073239 A1 * | 3/2012 | Haines | | E04D 13/1475 52/745.21 |
| 2013/0109294 A1 * | 5/2013 | Tolinski | | F24F 13/082 454/367 |
| 2014/0065946 A1 * | 3/2014 | Tovmasyan | | E04D 13/17 454/358 |

* cited by examiner

Primary Examiner — David Muller
Assistant Examiner — Nathan Johnston
(74) *Attorney, Agent, or Firm* — Hitchcock Evert LLP

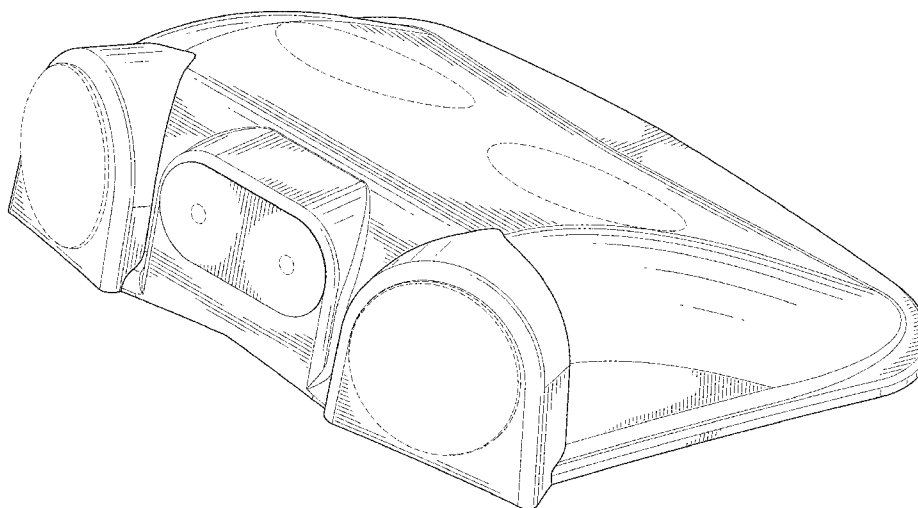
(57) **CLAIM**
The ornamental design for an air vent housing, as shown and described.

DESCRIPTION

FIG. 1 is a perspective view from the top-right of the air vent housing showing our new design;
FIG. 2 is a front elevation view thereof;
FIG. 3 is a back elevation view thereof;
FIG. 4 is a left side elevation view thereof;
FIG. 5 is a right side elevation view thereof;
FIG. 6 is a top plan view thereof; and
FIG. 7 is a bottom plan view thereof; and,
FIG. 8 is a perspective view from the bottom-left thereof.
The features shown in broken lines depict environmental subject matter only and form no part of the claimed design.

1 Claim, 6 Drawing Sheets

- (56) **References Cited**
U.S. PATENT DOCUMENTS
- | | | | | |
|--------------|---------|------------|-------|-----------|
| D284,888 S * | 7/1986 | Morgan | | D23/370 |
| D317,820 S * | 6/1991 | Buehler | | D23/403 |
| D320,847 S * | 10/1991 | Lanigan | | D23/371 |
| D327,317 S * | 6/1992 | Courchesne | | D23/385 |
| D332,139 S * | 12/1992 | Courchesne | | D23/385 |
| D365,873 S * | 1/1996 | Van Belle | | 114/201 R |
| D392,380 S * | 3/1998 | Schrank | | D23/372 |
| D400,127 S * | 10/1998 | Golden | | D12/126 |
| D533,654 S * | 12/2006 | Burns | | D23/411 |
| D578,200 S * | 10/2008 | Hedlund | | D23/371 |
| D593,190 S * | 5/2009 | Glass | | D23/365 |



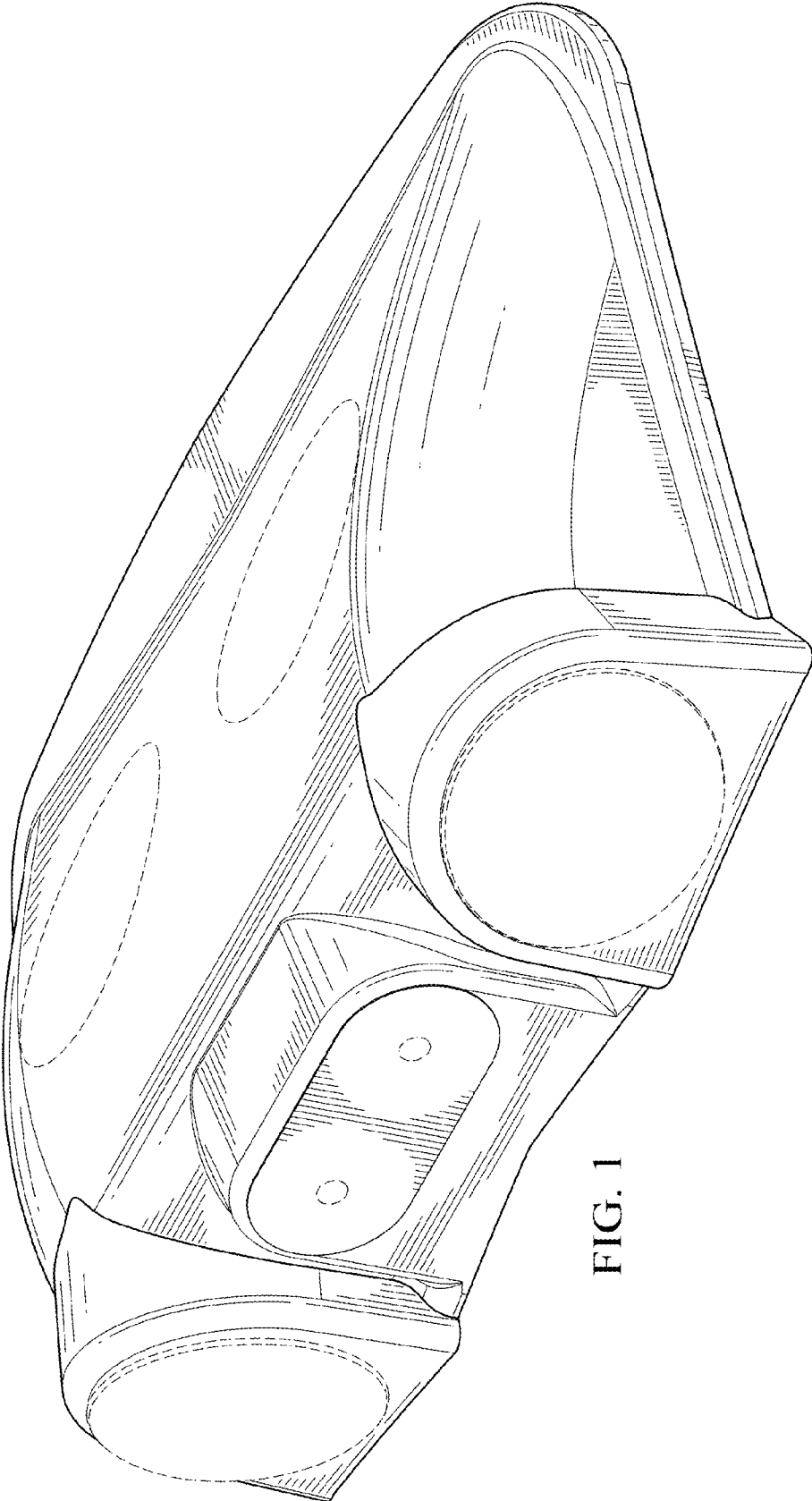


FIG. 1

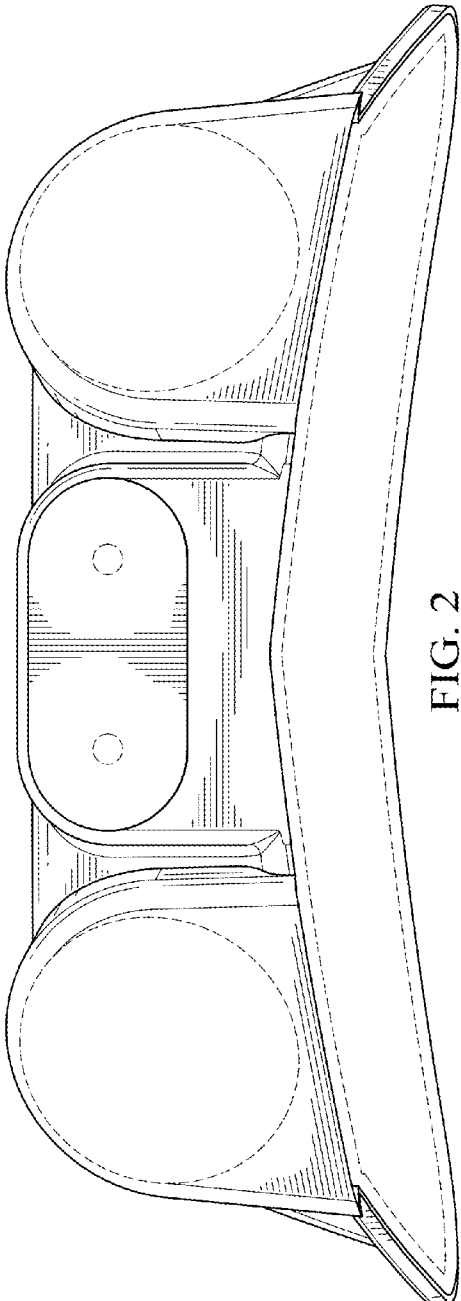


FIG. 2

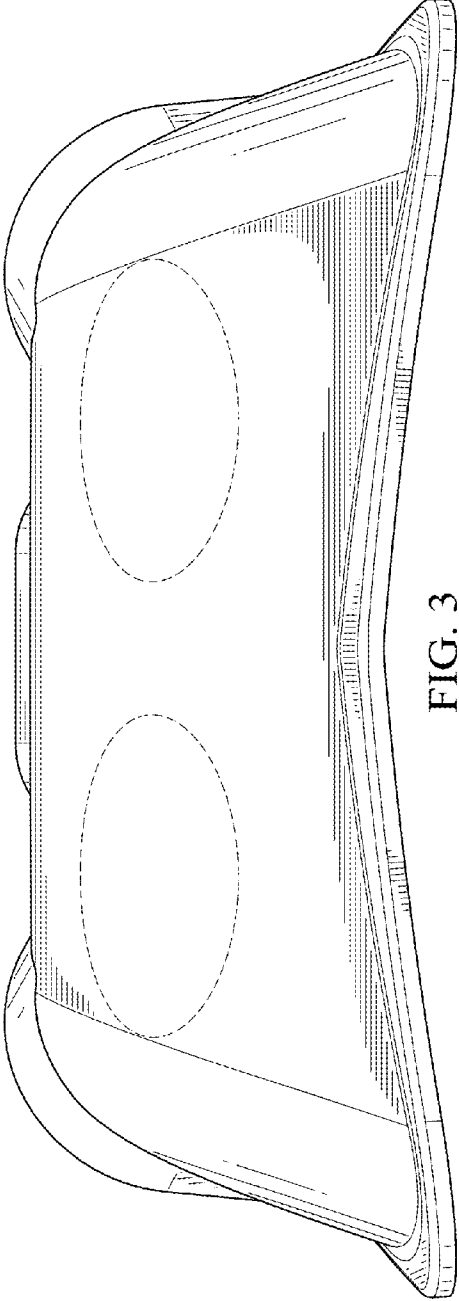


FIG. 3

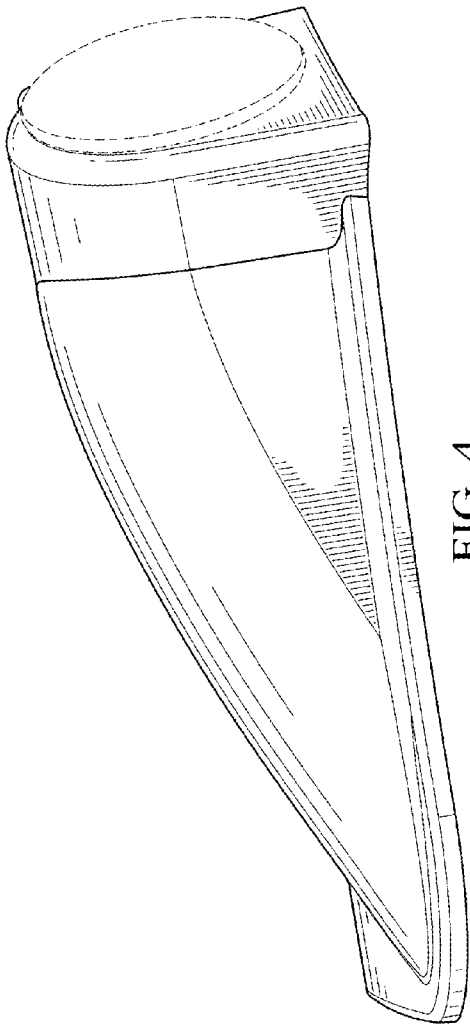


FIG. 4

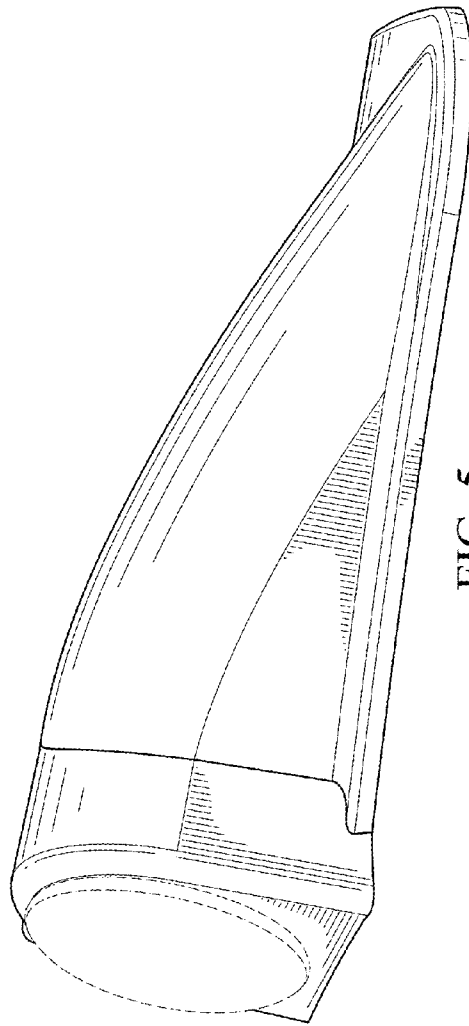


FIG. 5

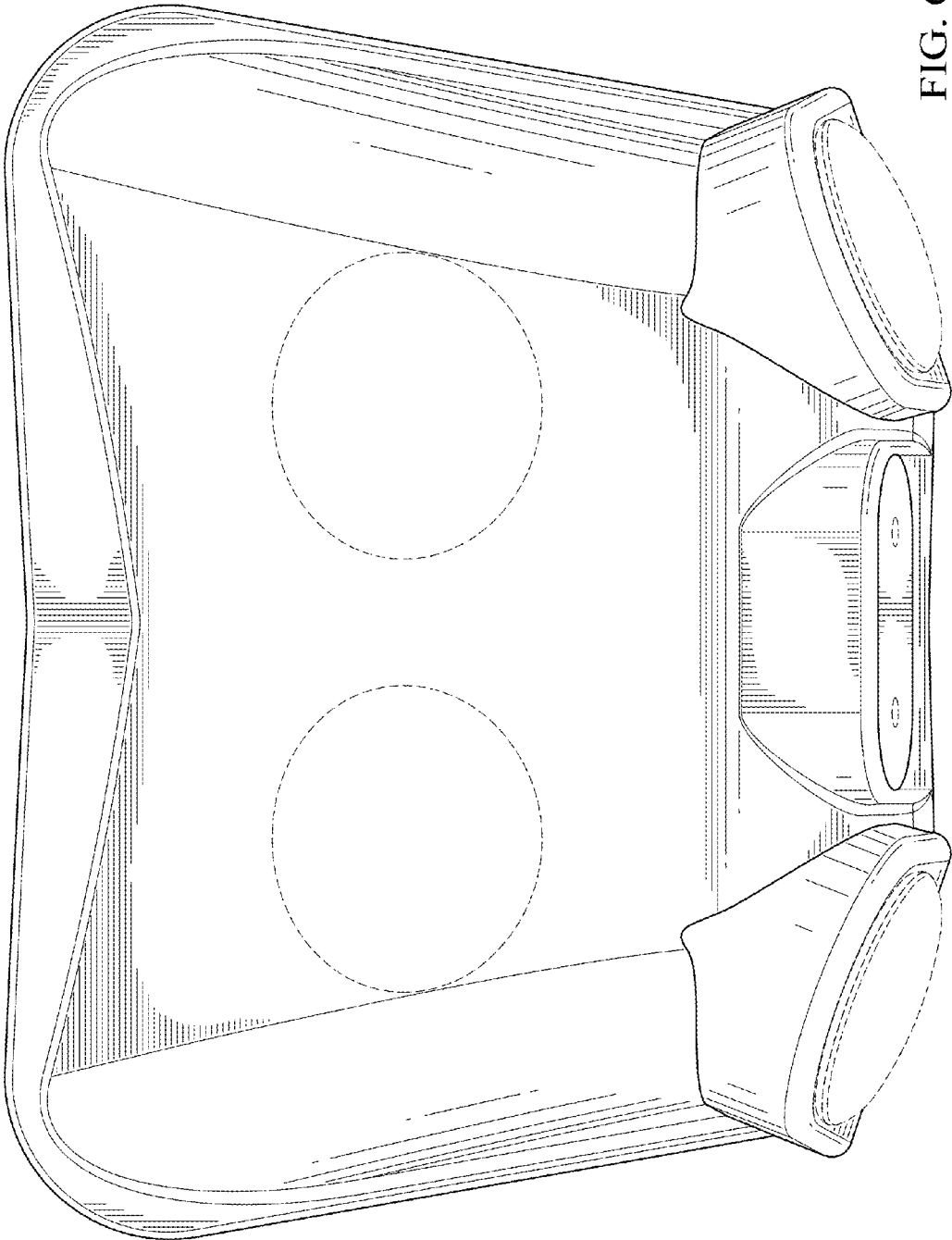


FIG. 6




FIG. 7

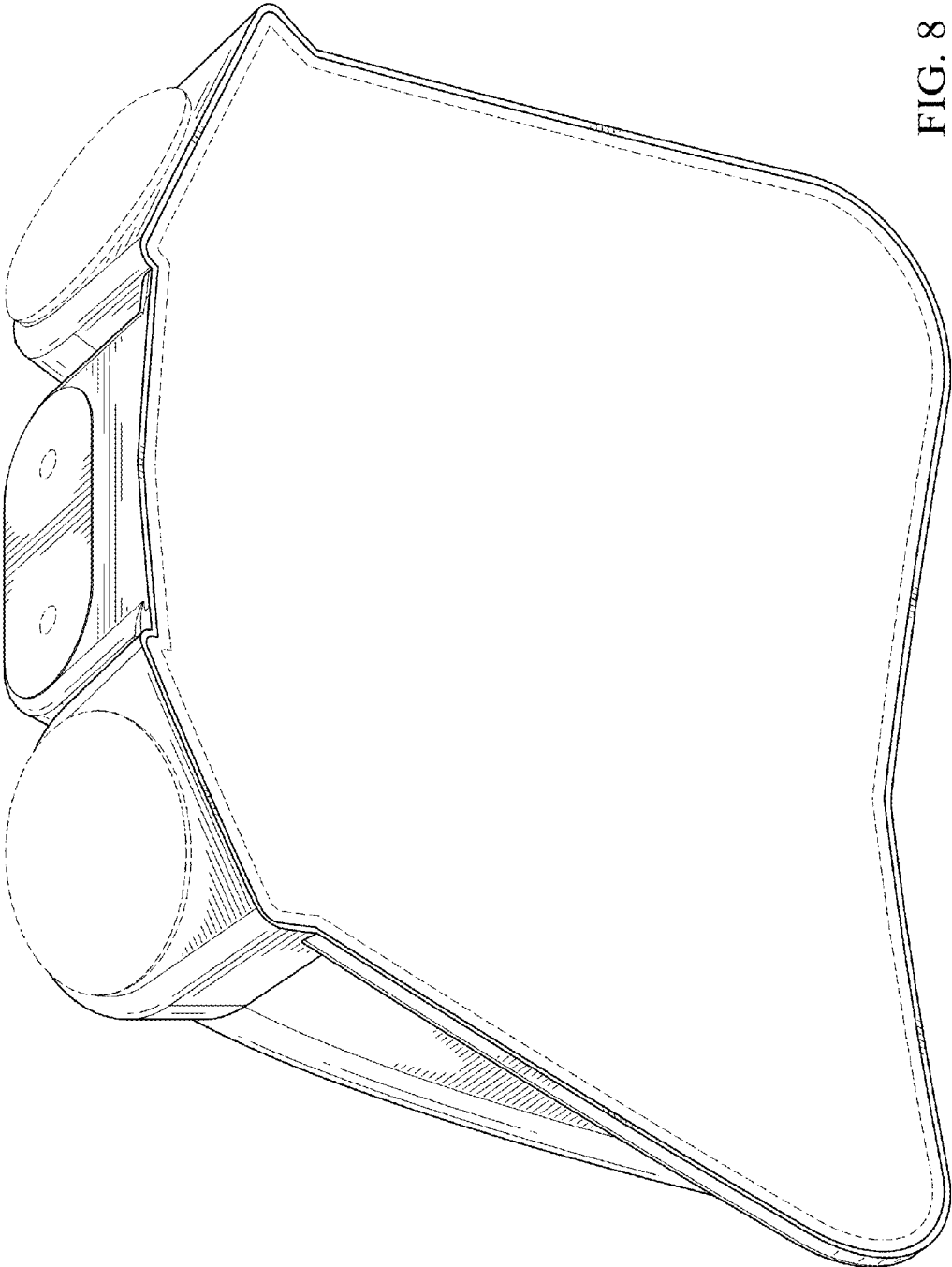


FIG. 8