



US00D453361S

(12) **United States Design Patent** (10) **Patent No.:** **US D453,361 S**
Tsai (45) **Date of Patent:** **** Feb. 5, 2002**

(54) **TOY ROBOT**

(76) **Inventor:** **Wen-Ho Tsai**, 8F, No. 113, Yu-Jen Rd.,
Pei-Tou Dist. 112, Taipei (TW)

(**) **Term:** **14 Years**

(21) **Appl. No.:** **29/142,580**

(22) **Filed:** **May 31, 2001**

(51) **LOC (7) Cl.** **21-01**

(52) **U.S. Cl.** **D21/578**

(58) **Field of Search** D21/578, 579-583,
D21/621, 622, 594, 593; 446/268, 269-274,
279, 280, 285, 289-292, 294, 297-303,
353-355, 376-384; D15/199

(56) **References Cited**

U.S. PATENT DOCUMENTS

4,282,677 A * 8/1981 Abe 446/300
D288,581 S * 3/1987 Man D21/578
D288,831 S * 3/1987 Man D21/578
4,740,187 A * 4/1988 Rasmussen et al. 446/73

D370,703 S * 6/1996 Preziosi D21/578
D371,174 S * 6/1996 Tsai D21/578
D437,368 S * 2/2001 Tsai D21/637

* cited by examiner

Primary Examiner—Lucy Lieberman

(74) *Attorney, Agent, or Firm*—Troxell Law Office PLLC


(57) **CLAIM**

The ornamental design for a toy robot, as shown and described.

DESCRIPTION

FIG. 1 is a perspective view showing my new design for a toy robot;
FIG. 2 is a front elevational view thereof;
FIG. 3 is a rear elevational view thereof;
FIG. 4 is a left side elevational view thereof;
FIG. 5 is a right side elevational view thereof;
FIG. 6 is a top view thereof; and,
FIG. 7 is a bottom view thereof.

1 Claim, 4 Drawing Sheets



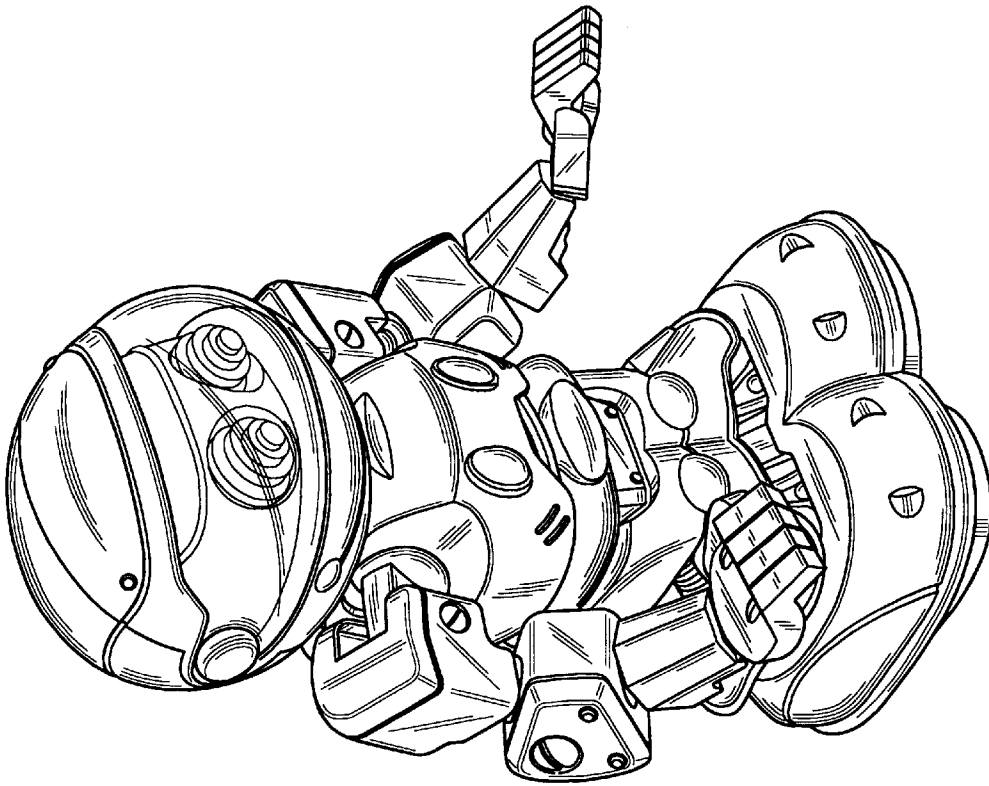


Fig. 1

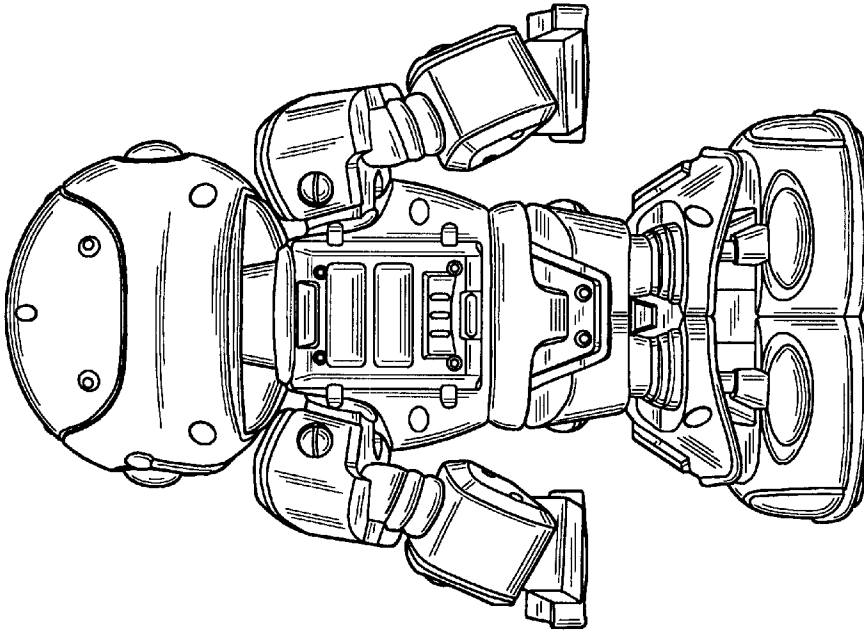


Fig. 3

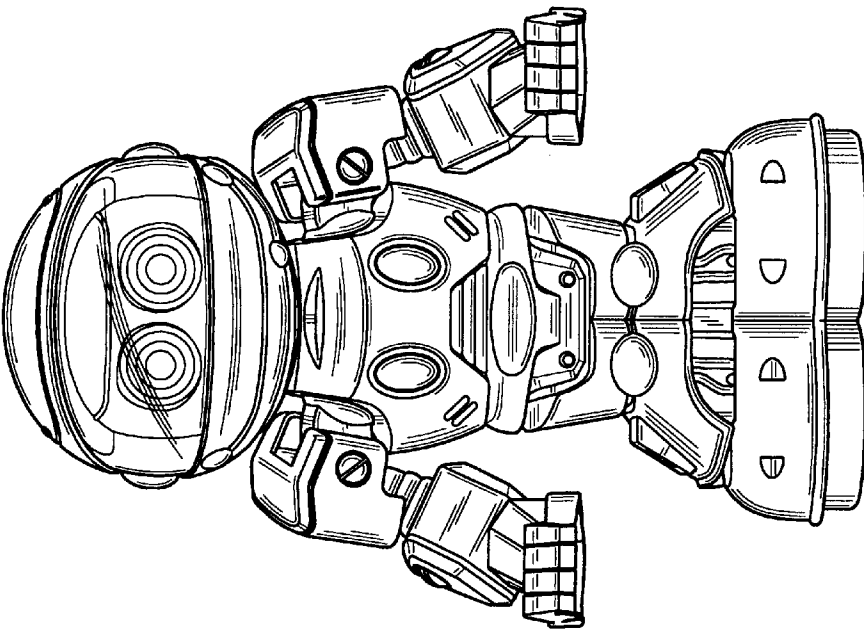


Fig. 2

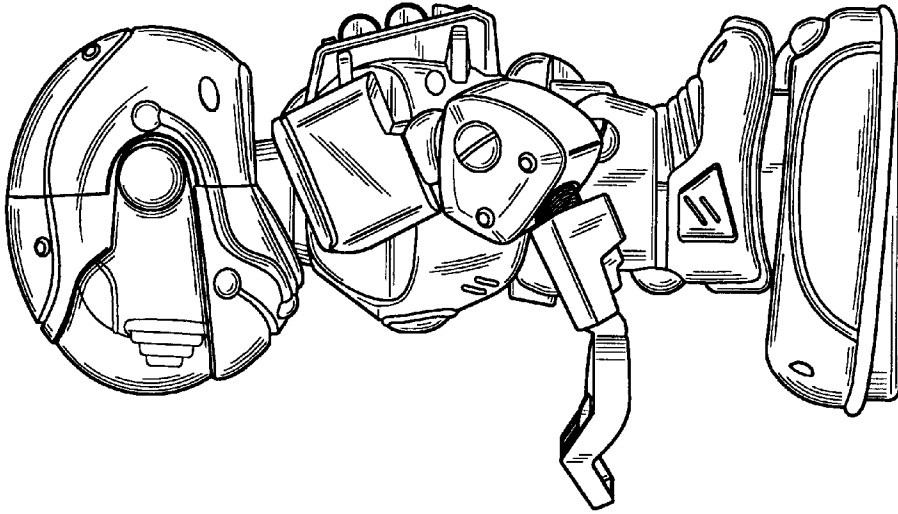


Fig. 5

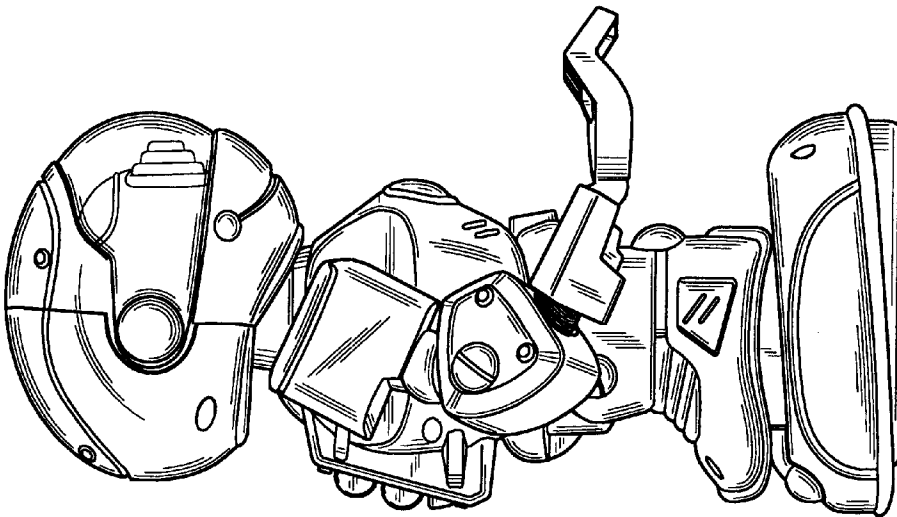


Fig. 4

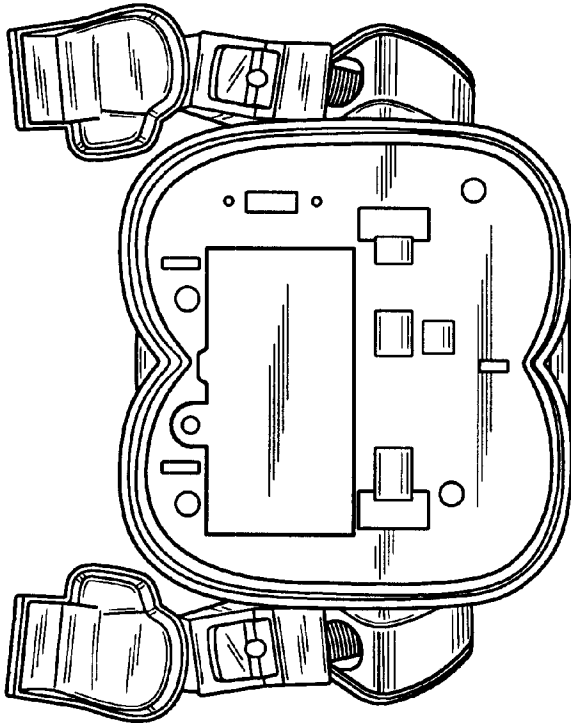


Fig. 7

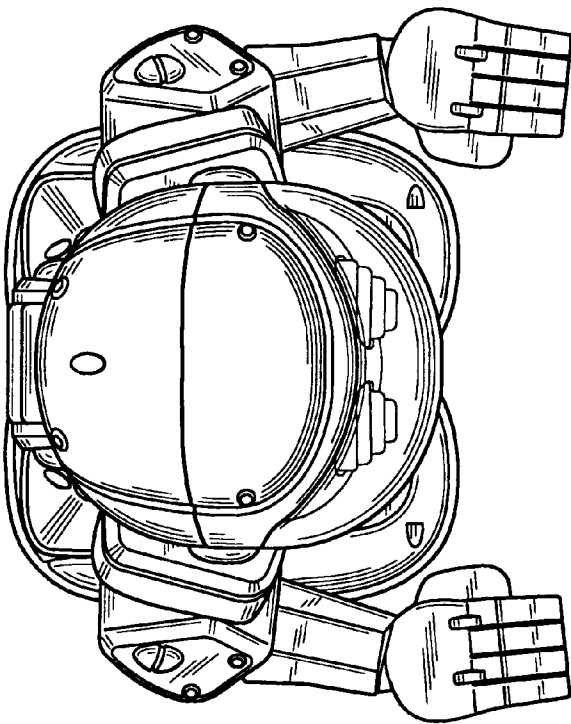


Fig. 6