



US00D999938S

(12) **United States Design Patent**
Stocks

(10) **Patent No.:** **US D999,938 S**

(45) **Date of Patent:** **** Sep. 26, 2023**

(54) **ARCHITECTURAL PANEL**

(71) Applicant: **SMITH & FONG COMPANY,**
Novato, CA (US)

(72) Inventor: **Donald Angus Stocks,** Novato, CA
(US)

(73) Assignee: **SMITH & FONG CO.,** Novato, CA
(US)

(**) Term: **15 Years**

(21) Appl. No.: **29/785,939**

(22) Filed: **May 27, 2021**

(51) **LOC (14) Cl.** **25-01**

(52) **U.S. Cl.**
USPC **D25/163**

(58) **Field of Classification Search**
USPC D25/163
CPC E04B 2/70; E04B 2103/04; E04B 9/34;
E04B 9/345; E04C 2/46; E04C 2/426;
E04C 2/421; E04C 2/326; E04C 2/324;
E04C 2002/005; E04F 13/10; E04F
13/0862; E04F 13/0864; B44F 7/00
See application file for complete search history.

(56) **References Cited**

U.S. PATENT DOCUMENTS

D195,335	S	*	6/1963	Speaker	D25/163
D195,554	S	*	7/1963	Speaker	D25/163
5,213,870	A	*	5/1993	Yamamoto	B44F 7/00
						52/312
D385,975	S	*	11/1997	Berger	D25/163
D385,977	S	*	11/1997	Berger	D25/163

D704,357	S	*	5/2014	Masanek, Jr.	D25/163
2014/0053487	A1	*	2/2014	Tatari	E04F 13/0862
						52/386
2015/0247327	A1	*	9/2015	Martin	E04F 13/0871
						428/156

* cited by examiner

Primary Examiner — Doris Clark

(74) *Attorney, Agent, or Firm* — Steven R. Vosen

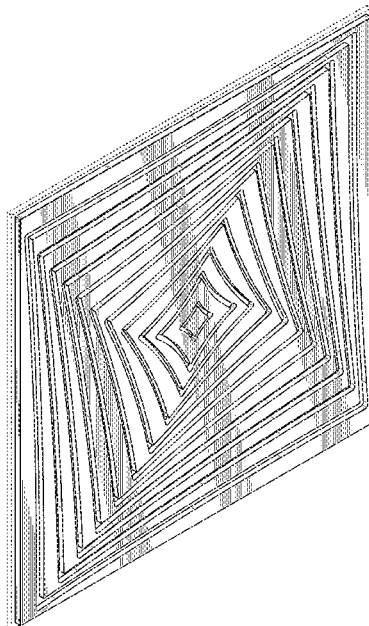
(57) **CLAIM**

I claim the ornamental design for the architectural panel, as shown and described.

DESCRIPTION

FIG. 1 is an upper front left perspective view of a first embodiment of an architectural panel;
 FIG. 2 is a front elevational view of the first embodiment of an architectural panel;
 FIG. 3 is a left side elevational view of the first embodiment of an architectural panel, the right side being a mirror image of FIG. 3; and
 FIG. 4 is a sectional view of the first embodiment of an architectural panel taken along line 4-4 of FIG. 2.
 FIG. 5 is an upper front left perspective view of a second embodiment of an architectural panel;
 FIG. 6 is a front elevational view of the second embodiment of an architectural panel, where the front elevational view of the second embodiment of an architectural panel is a mirror image of the front elevational view of the first embodiment of an architectural panel;
 FIG. 7 is a left side elevational view of the second embodiment of an architectural panel, the right side being a mirror image of FIG. 7; and,
 FIG. 8 is a sectional view of the second embodiment of an architectural panel taken along line 8-8 of FIG. 6.
 The broken lines in the drawings represent portions of the architectural panel that form no part of the claimed design.

1 Claim, 6 Drawing Sheets



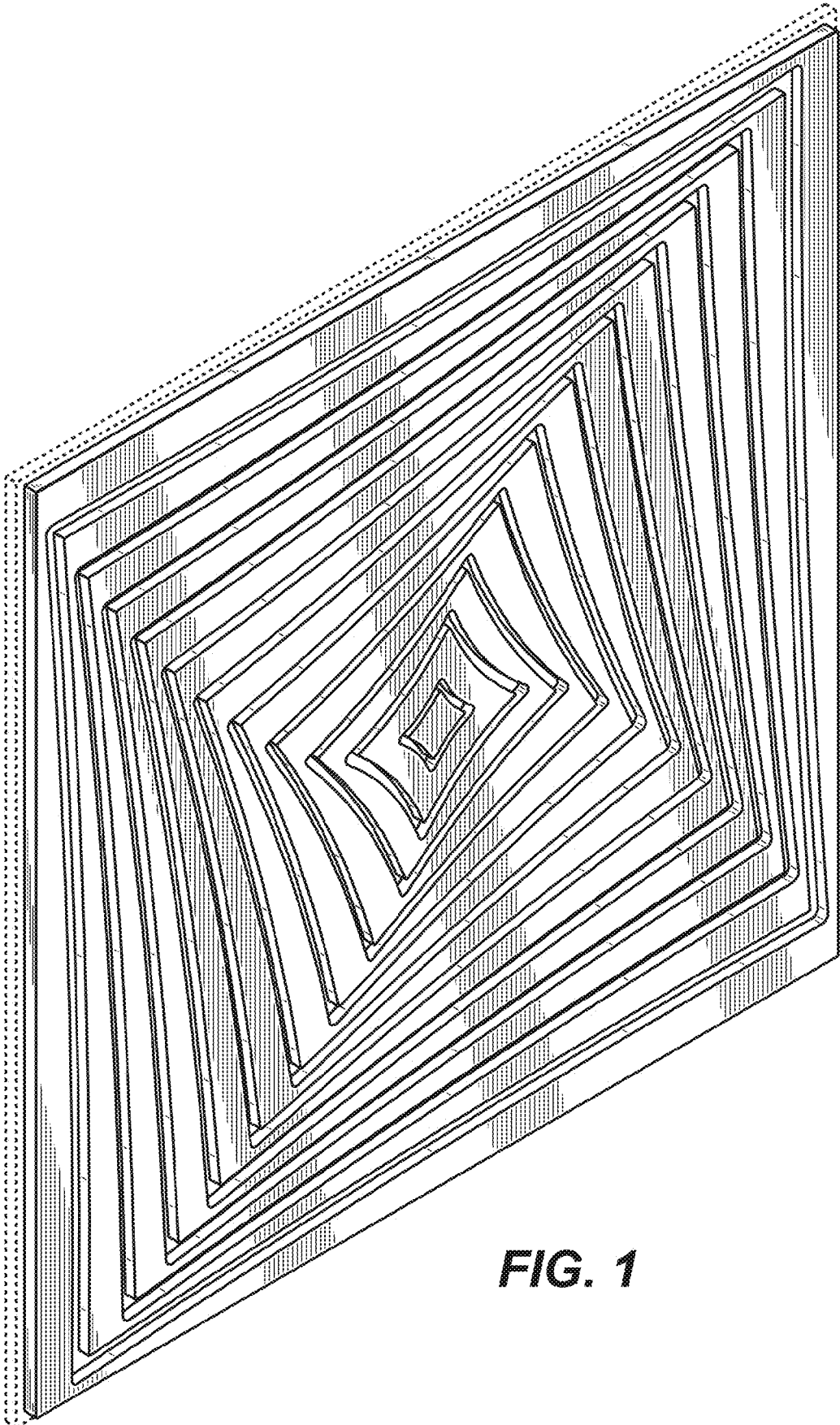


FIG. 1




FIG. 2



FIG. 3



FIG. 4




FIG. 5




FIG. 6



FIG. 7



FIG. 8