J. H. ABBOTT.

LOCKING CLIP.

APPLICATION FILED JUNE 27, 1914.

1,174,033. Patented Mar. 7, 1916.

FIG. 1.

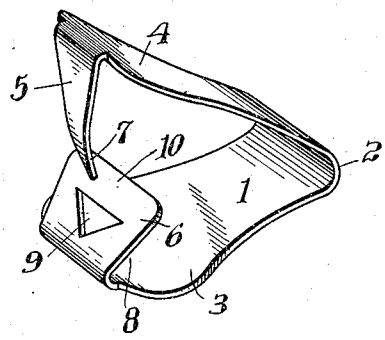

FIG. 4.

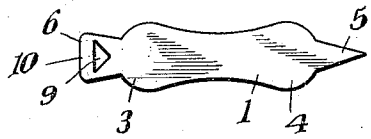

FIG. 2.

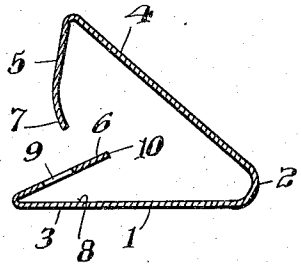

FIG. 3.

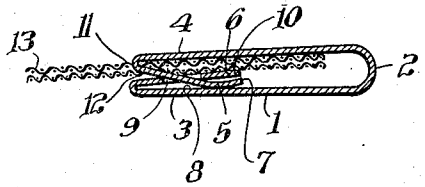

WITNESSES

Gertrude Bader.

Thos. D. Mowbds

INVENTOR

BY James Herman Abbott

Wm. Steell Jackson.

ATTORNEY

THE COLUMBIA PLANOGRAPH CO., WASHINGTON, D. C.

UNITED STATES PATENT OFFICE.

JAMES HERMAN ABBOTT, OF PHILADELPHIA, PENNSYLVANIA.

LOCKING-CLIP.

1,174,033. Specification of Letters Patent. Patented Mar. 7, 1916.

Application filed June 27, 1914. Serial No. 847,597.

To all whom it may concern:

Be it known that I, JAMES HERMAN ABBOTT, a citizen of the United States, residing at 2534 South Twentieth street, Philadelphia, in the county of Philadelphia and State of Pennsylvania, have invented a certain new and useful Locking-Clip, of which the following is a specification.

The purpose of my invention is to provide a clip, the point of which, as the clip is being set, automatically locks within the clip and through an integral part of it.

Further purposes of my invention will appear in the specification and claim hereof.

I have preferred to illustrate my invention by one form thereof which has proved to be practicable, efficient and inexpensive and which at the same time well illustrates the principles of my invention.

Figure 1 is a perspective view of the preferred form of my invention. Fig. 2 is a longitudinal section through the structure of Fig. 1. Fig. 3 is a longitudinal section of the clip clenched through a single thickness of cloth. Fig. 4 is a plan view of the blank from which my preferred form of clip is bent.

My clip is designed for use in securing papers together, fastening price tickets, laundry tags, etc., in place, and other like duty where the security of the fastening is an object.

The body 1 of my clip is bent, as at 2, so that the outer parts of the body 3 and 4 diverge to give the necessary spacing between the downwardly and slightly inwardly bent prong 5 and the upwardly and inwardly bent locking plate 6. The end of the prong, as at 7, is preferably directed slightly inwardly with respect to the rest of the prong, so as to meet the plane of the plate 6 at a desirable angle for puncturing the material and meet the face 8 of the body portion 3 at an acute angle so as to be bent inwardly thereagainst, without requiring excessive initial inward slope of the entire prong.

As the ends 3, 4 of the body 1 are pressed together the end of the prong is adapted to pierce the material clipped and then pass through the opening 9 in the plate. In the further progress of the prong into the position shown in Fig. 3, it engages the side 3 and is clenched about the end 10 of the locking plate 6, as best seen in Fig. 3, retaining the ends of the body 3 and 4 tightly together against displacement and gripping the material to which the clip is attached tightly between the parts.

The locking feature of my clip is highly advantageous, both for the purpose of preventing accidental displacement of the ends 11 and 12 and because it maintains the desired grip upon the material 13 clipped with less yielding from the spring of the material than when the lock is omitted.

The clip may obviously carry any embellishment, advertisement, indexing or decoration upon the outer part of its body, or attached thereto, whether for mere beauty or purposes of utility, and may under such circumstances, find its chief use in the placing of this character or symbol upon the material clipped.

Having thus described my invention, what I claim as new and desire to secure by Letters Patent is:—

A clip comprising a body portion bent at its approximate middle and terminating at its ends respectively in an apertured locking plate and a prong adapted to pass through the aperture, the prong and locking plate projecting at acute angles toward each other from their respective ends of the body portion and the prong meeting a plane portion of the body adjacent to the locking plate at an acute angle and being turned thereby toward the middle of the body portion.

JAMES HERMAN ABBOTT.

Witnesses:
WM. STEELL JACKSON,
J. LUTHERIA KAUFFMAN.

Copies of this patent may be obtained for five cents each, by addressing the "Commissioner of Patents, Washington, D. C."