



US00D577709S

(12) **United States Design Patent**
Skurdal

(10) **Patent No.:** **US D577,709 S**

(45) **Date of Patent:** **** Sep. 30, 2008**

(54) **DIGITAL MEDIA PLAYER READY CLOCK RADIO**

D560,650 S * 1/2008 Choi D14/171
D560,657 S * 1/2008 Langberg et al. D14/214
D561,741 S * 2/2008 Huang D14/214

(75) Inventor: **Andrew Skurdal**, Weehawken, NJ (US)

* cited by examiner

(73) Assignee: **SDI Technologies, Inc.**, Rahway, NJ (US)

Primary Examiner—Stella M. Reid

Assistant Examiner—Keli L Acker

(**) Term: **14 Years**

(74) *Attorney, Agent, or Firm*—Ostrolenk, Faber, Gerb & Soffen, LLP

(21) Appl. No.: **29/297,911**

(57) **CLAIM**

(22) Filed: **Nov. 21, 2007**

The ornamental design for a digital media player ready clock radio, as shown and described.

(51) **LOC (8) Cl.** **14-03**

(52) **U.S. Cl.** **D14/171**

(58) **Field of Classification Search** D14/137,
D14/155, 156, 168, 170, 171, 188, 193–198,
D14/210, 212, 214, 217, 496; D10/1, 2,
D10/15; 312/7.1; 455/91, 95, 100, 128,
455/344, 347, 350, 351; 369/6–12

See application file for complete search history.

DESCRIPTION

FIG. 1 is a top, front, perspective view of a digital media player ready clock radio showing my new design;

FIG. 2 is a front view thereof;

FIG. 3 is a rear view thereof;

FIG. 4 is one side view thereof, the opposite side view thereof being a mirror image;

FIG. 5 is a top view thereof; and,

FIG. 6 is a bottom view thereof.

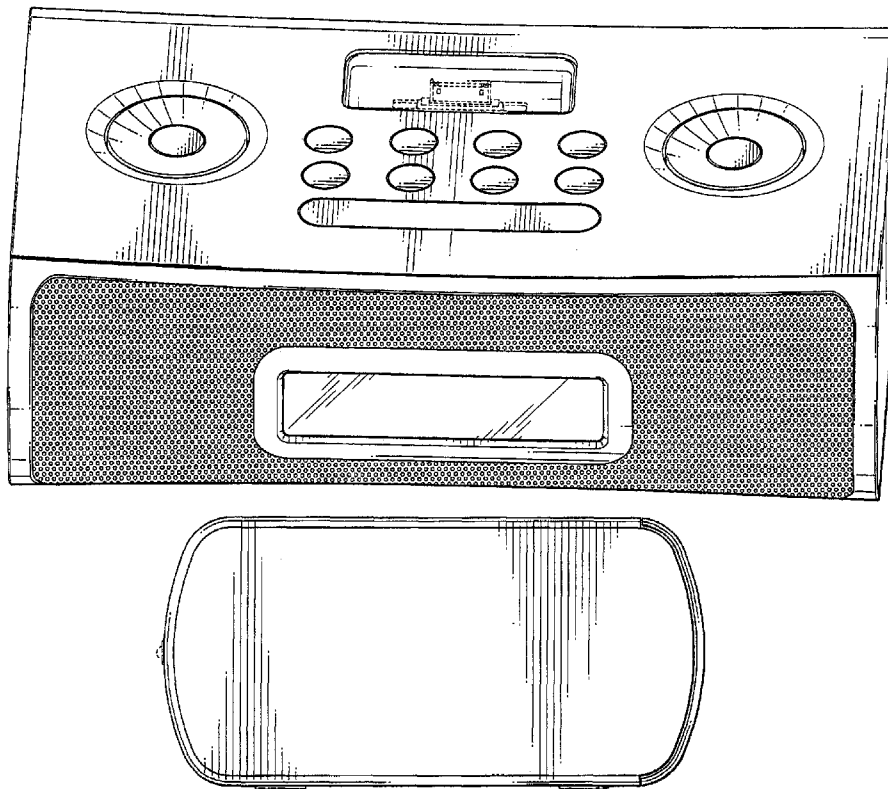
The environmental material shown in broken lines forms no part of the design.

(56) **References Cited**

U.S. PATENT DOCUMENTS

D440,957 S * 4/2001 Grinkus D14/170
D523,419 S * 6/2006 Joseph D14/214
D556,732 S * 12/2007 Chan D14/168
D558,186 S * 12/2007 Kim D14/214
D558,738 S * 1/2008 Andre et al. D14/217

1 Claim, 6 Drawing Sheets



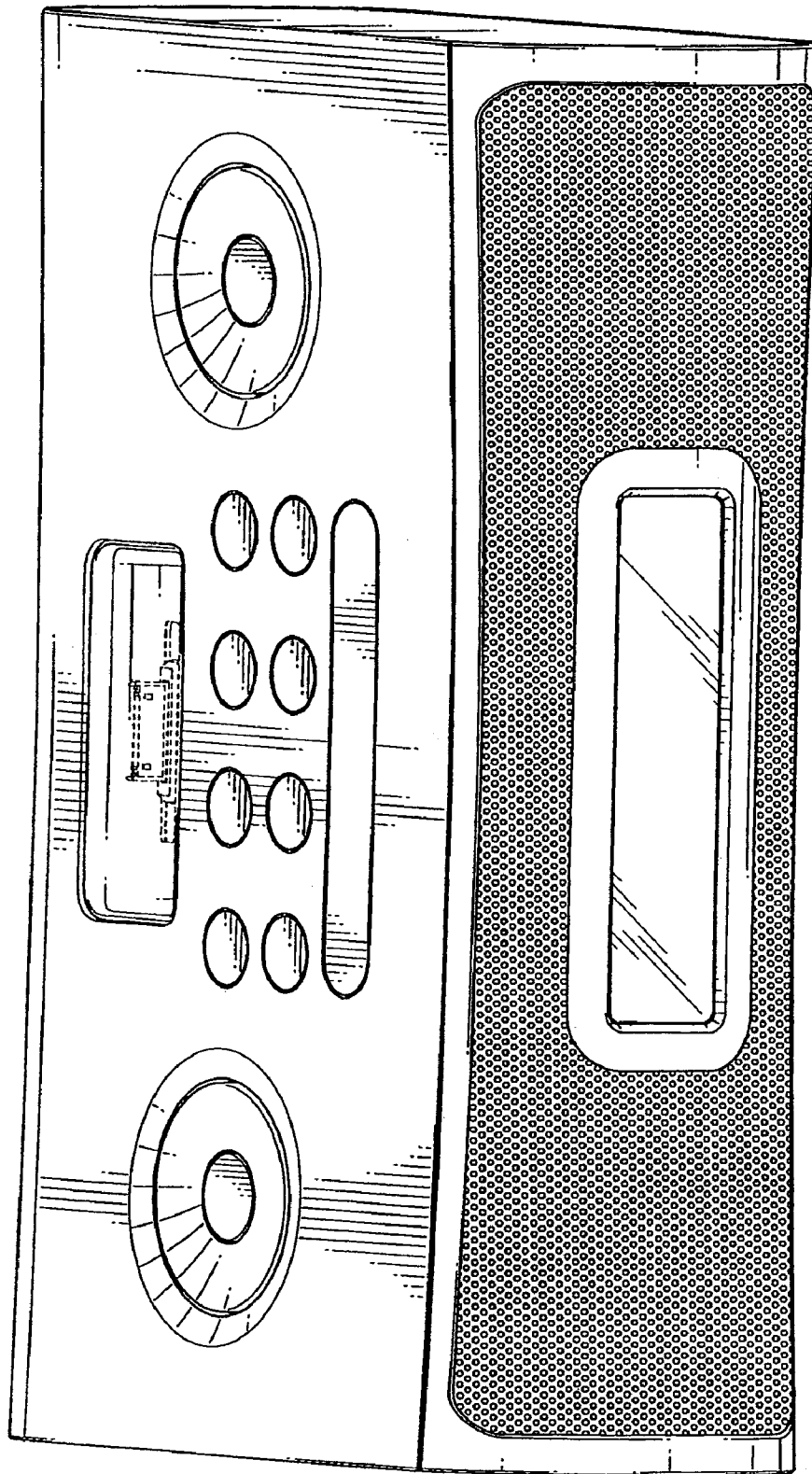


FIG. 1

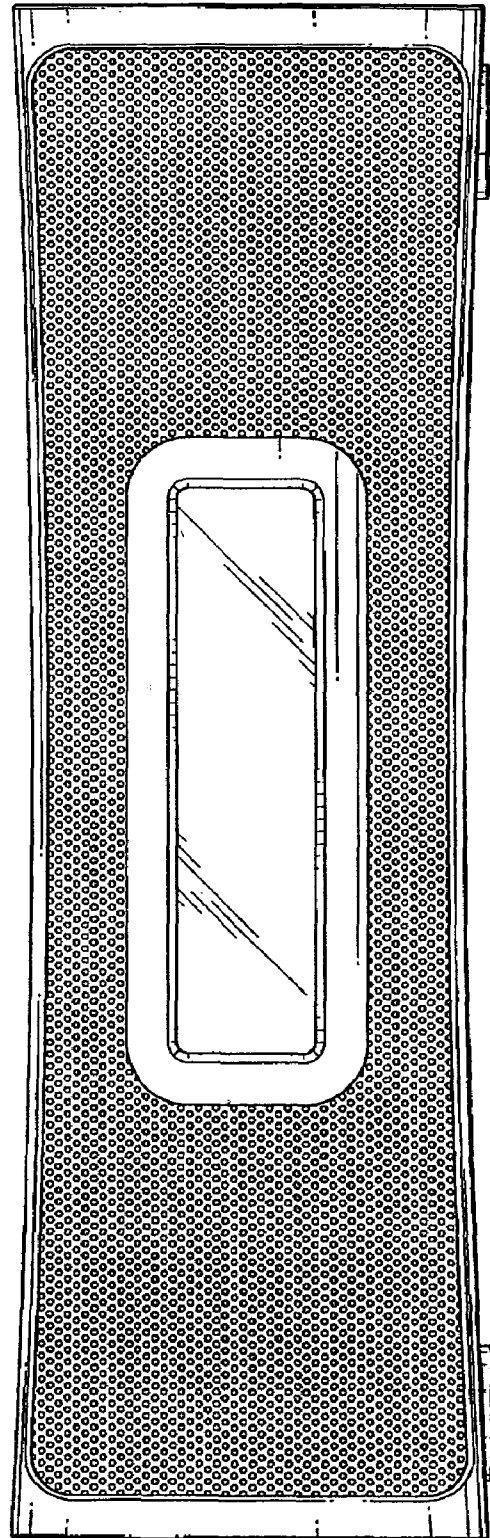


FIG. 2

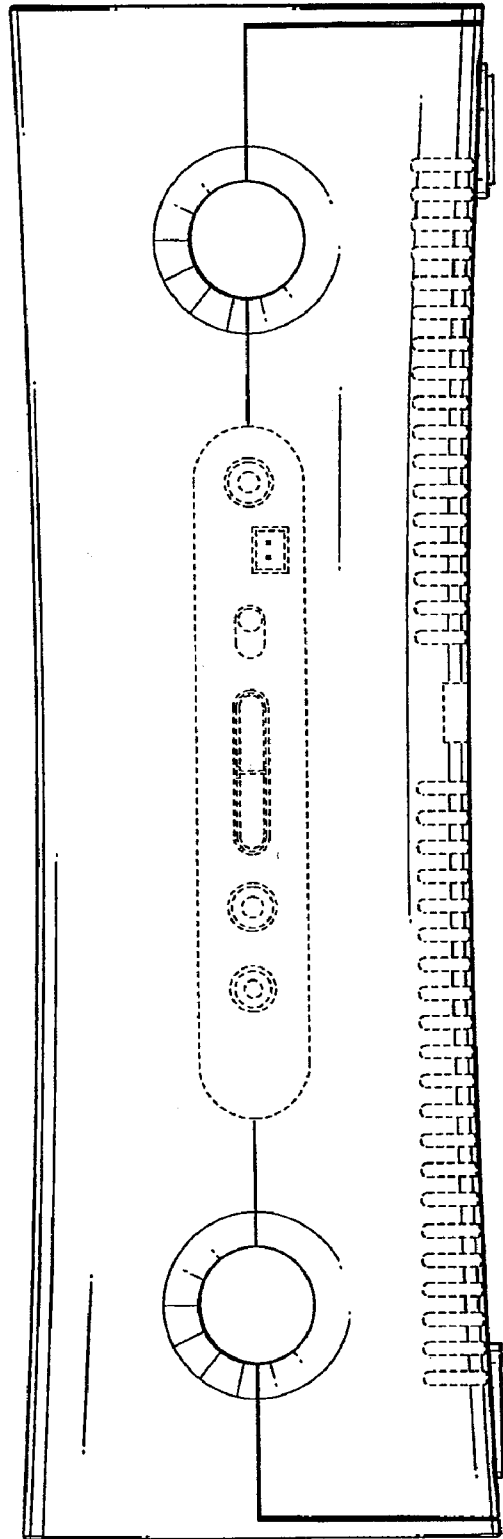


FIG. 3




FIG. 4

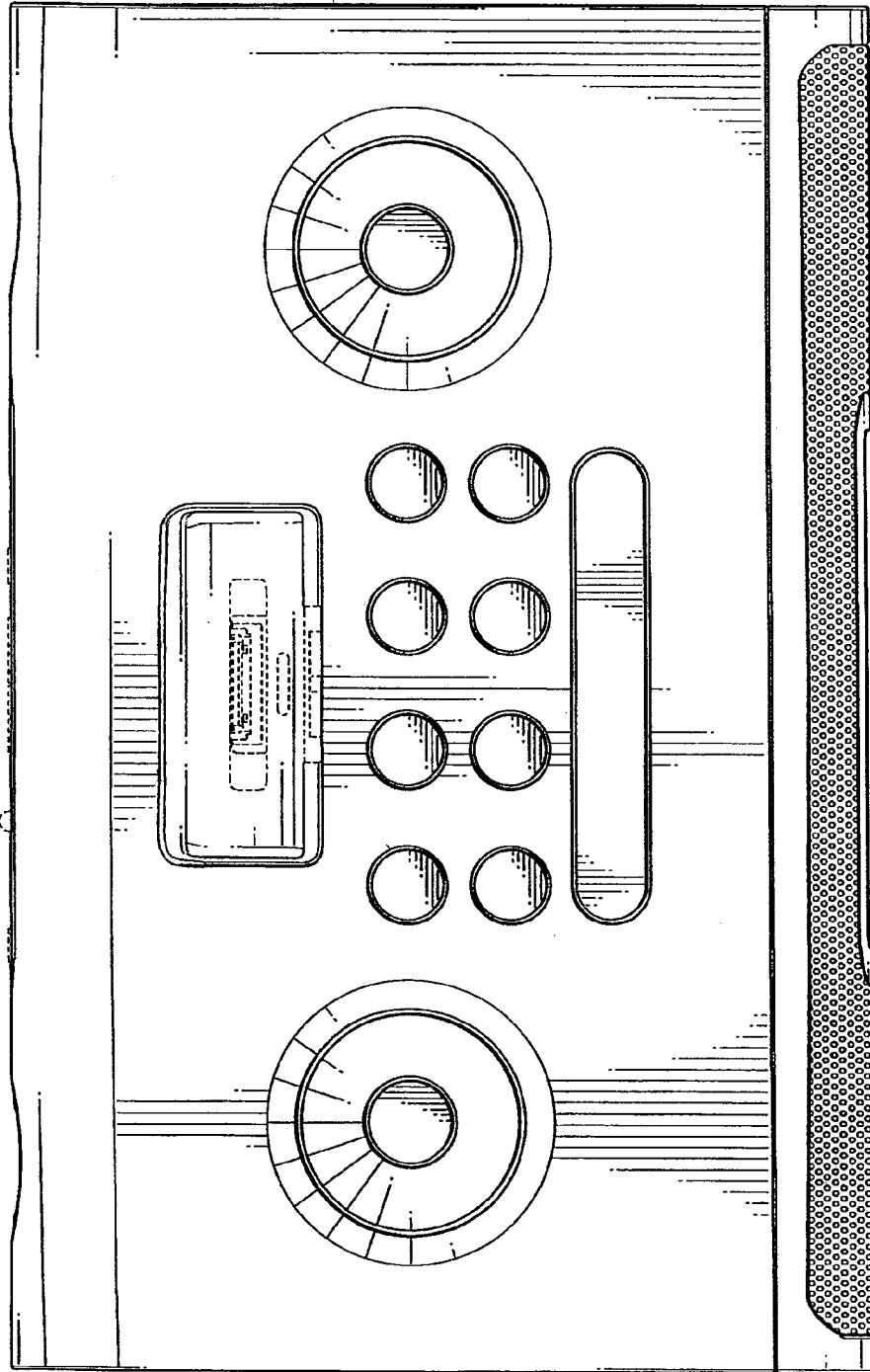


FIG. 5

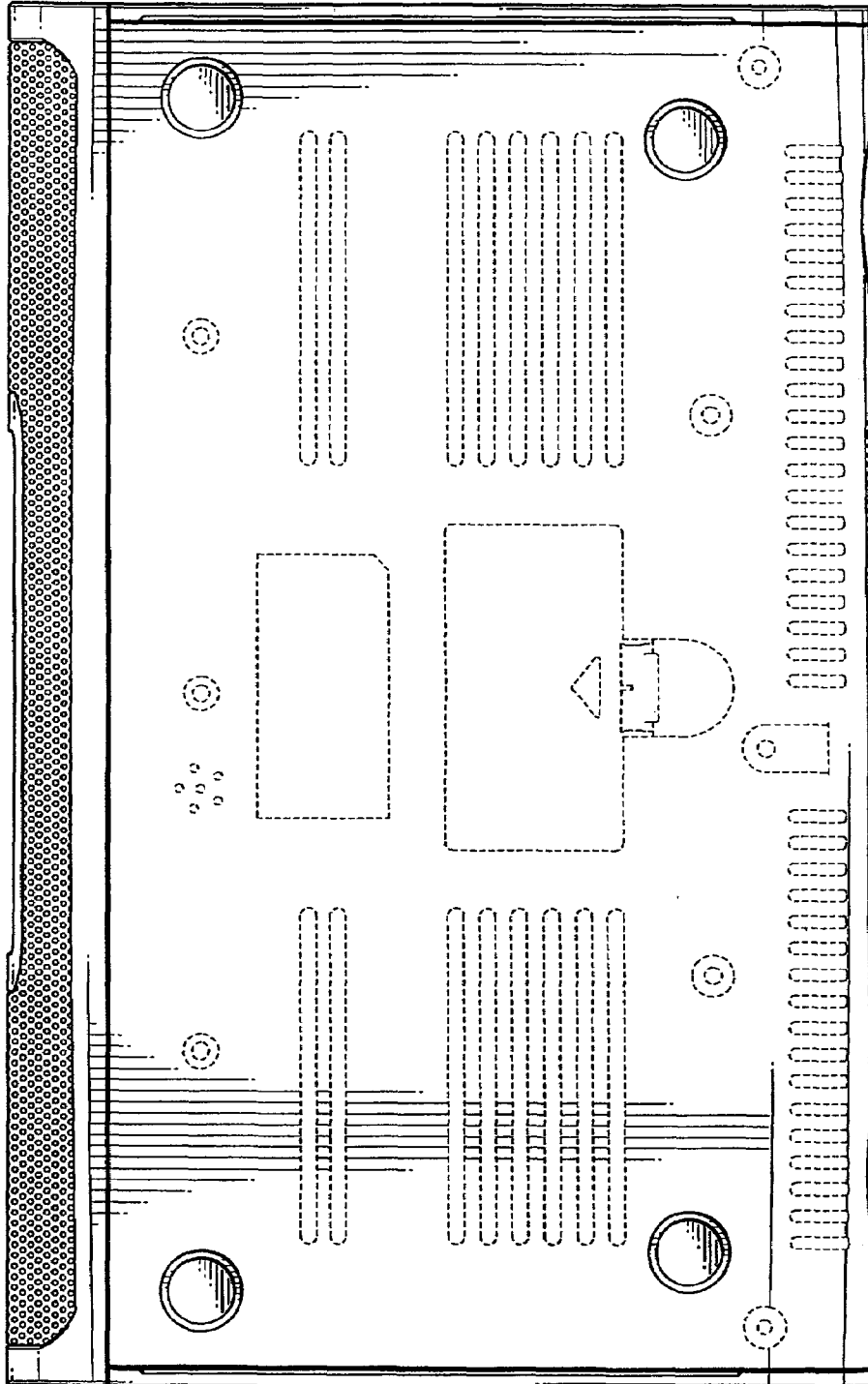


FIG. 6