

(12) STANDARD PATENT
(19) AUSTRALIAN PATENT OFFICE

(11) Application No. **AU 2022283611 B2**

(54) Title
Imidazopyrimidines and triazolopyrimidines as A2A / A2B inhibitors

(51) International Patent Classification(s)
C07D 487/04 (2006.01) **A61P 29/00** (2006.01)
A61K 31/519 (2006.01) **A61P 35/00** (2006.01)
A61P 9/00 (2006.01) **C07D 519/00** (2006.01)
A61P 25/00 (2006.01)

(21) Application No: **2022283611** (22) Date of Filing: **2022.12.05**

(43) Publication Date: **2023.02.02**

(43) Publication Journal Date: **2023.02.02**

(44) Accepted Journal Date: **2025.02.06**

(62) Divisional of:
2019227607

(71) Applicant(s)
Incyte Corporation

(72) Inventor(s)
WANG, Xiaozhao;GAN, Pei;HAN, Heeoon;HUANG, Taisheng;MCCAMMANT, Matthew S.;QI, Chao;QIAN, Ding-Quan;WU, Liangxing;YAO, Wenqing;YU, Zhiyong;ZHANG, Fenglei;ZHAO, Le;HE, Chunhong

(74) Agent / Attorney
Houlihan Intellectual Property Pty Ltd, 832 High St, Kew East, VIC, 3102, AU

(56) Related Art
WO 2018/166493 A1

Abstract

This application relates to compounds of Formula (I) or pharmaceutically acceptable salts or stereoisomers thereof, which modulate the activity of adenosine receptors, such as subtypes A2A and A2B receptors, and are useful in the treatment of diseases related to the activity of adenosine receptors including, for example, cancer, inflammatory disease, cardiovascular diseases, and neurodegenerative diseases.

IMIDAZOPYRIMIDINES AND TRIAZOLOPYRIMIDINES AS A2A / A2B INHIBITORS

The present application is a divisional application from Australian patent application no. 2019227607. The entire disclosures of Australian patent application no. 2019227607 and its
5 corresponding international patent application no. PCT/US2019/019582, are incorporated herein by reference.

TECHNICAL FIELD

The present invention provides imidazopyrimidine and triazolopyrimidine compounds that
10 modulate the activity of adenosine receptors, such as subtypes A2A and A2B, and are useful in the treatment of diseases related to the activity of adenosine receptors including, for example, cancer, inflammatory diseases, cardiovascular diseases, and neurodegenerative diseases.

BACKGROUND

Adenosine is an extracellular signaling molecule that can modulate immune responses
15 through many immune cell types. Adenosine was first recognized as a physiologic regulator of coronary vascular tone by Drury and Szent-György (Sachdeva, S. and Gupta, M. *Saudi Pharmaceutical Journal*, 2013, 21, 245–253), however it was not until 1970 that Sattin and Rall showed that adenosine regulates cell function via occupancy of specific receptors on the cell surface
20 (Sattin, A., and Rall, T.W., 1970. *Mol. Pharmacol.* 6, 13–23; Hasko, G., et al., 2007, *Pharmacol. Ther.* 113, 264–275).

Adenosine plays a vital role in various other physiological functions. It is involved in the synthesis of nucleic acids, when linked to three phosphate groups; it forms ATP, the integral component of the cellular energy system. Adenosine can be generated by the enzymatic breakdown
25 of extracellular ATP, or can be also released from injured neurons and glial cells by passing the damaged plasma membrane (Tautenhahn, M. et al. *Neuropharmacology*, 2012, 62, 1756–1766). Adenosine produces various pharmacological effects, both in periphery and in the central nervous system, through an action on specific receptors localized on cell membranes (Matsumoto, T. et al. *Pharmacol. Res.*, 2012, 65, 81–90). Alternative pathways for extracellular adenosine generation have
30 been described. These pathways include the production of adenosine from nicotinamide dinucleotide (NAD) instead of ATP by the concerted action of CD38, CD203a and CD73. CD73-independent production of adenosine can also occur by other phosphates such as alkaline phosphatase or prostate-specific phosphatase.

There are four known subtypes of adenosine receptor in humans including A1, A2A, A2B,
35 and A3 receptors. A1 and A2A are high affinity receptors, whereas A2B and A3 are low affinity receptors. Adenosine and its agonists can act via one or more of these receptors and

2022283611 05 Dec 2022

can modulate the activity of adenylate cyclase, the enzyme responsible for increasing cyclic AMP (cAMP). The different receptors have differential stimulatory and inhibitory effects on this enzyme. Increased intracellular concentrations of cAMP can suppress the activity of immune and inflammatory cells (Livingston, M. et al., *Inflamm. Res.*, 2004, 53, 171–178).

5 The A2A adenosine receptor can signal in the periphery and the CNS, with agonists explored as anti-inflammatory drugs and antagonists explored for neurodegenerative diseases (Carlsson, J. et al., *J. Med. Chem.*, 2010, 53, 3748–3755). In most cell types the A2A subtype inhibits intracellular calcium levels whereas the A2B potentiates them. The A2A receptor generally appears to inhibit inflammatory response from immune cells (Borrmann, T. et al., *J.*
10 *Med. Chem.*, 2009, 52(13), 3994–4006).

A2B receptors are highly expressed in the gastrointestinal tract, bladder, lung and on mast cells (Antonioli, L. et al., *Nature Reviews Cancer*, 2013, 13, 842–857). The A2B receptor, although structurally closely related to the A2A receptor and able to activate adenylate cyclase is functionally different. It has been postulated that this subtype may utilize
15 signal transduction systems other than adenylate cyclase (Livingston, M. et al., *Inflamm. Res.*, 2004, 53, 171–178). Among all the adenosine receptors, the A2B adenosine receptor is a low affinity receptor that is thought to remain silent under physiological conditions and to be activated in consequence of increased extracellular adenosine levels (Ryzhov, S. et al. *Neoplasia*, 2008, 10, 987–995). Activation of A2B adenosine receptor can stimulate adenylate
20 cyclase and phospholipase C through activation of Gs and Gq proteins, respectively. Coupling to mitogen activated protein kinases has also been described (Borrmann, T. et al., *J. Med. Chem.*, 2009, 52(13), 3994–4006).

In the immune system, engagement of adenosine signaling can be a critical regulatory mechanism that protects tissues against excessive immune reactions. Adenosine can
25 negatively modulate immune responses through many immune cell types, including T-cells, natural-killer cells, macrophages, dendritic cells, mast cells and myeloid-derived suppressor cells (Allard, B. et al. *Current Opinion in Pharmacology*, 2016, 29, 7–16).

In tumors, this pathway is hijacked by tumor micro-environments and sabotages the antitumor capacity of immune system, promoting cancer progression. In the tumor micro-
30 environment, adenosine was mainly generated from extracellular ATP by CD39 and CD73. Multiple cell types can generate adenosine by expressing CD39 and CD73. This is the case for tumor cells, T-effector cells, T-regulatory cells, tumor associated macrophages, myeloid derived suppressive cells (MDSCs), endothelial cells, cancer- associated fibroblast (CAFs) and mesenchymal stromal/stem cells (MSCs). Hypoxia, inflammation and other immune-

2022283611 05 Dec 2022

suppressive signaling in tumor micro-environment can induce expression of CD39, CD73 and subsequent adenosine production. As a result, adenosine level in solid tumors is unusually high compared to normal physiological conditions.

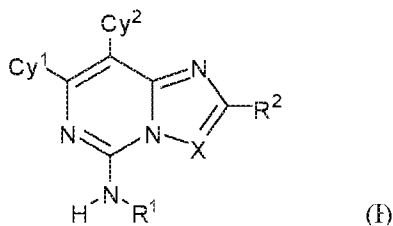
5 A2A are mostly expressed on lymphoid-derived cells, including T-effector cells, T regulatory cells and nature killing cells. Blocking A2A receptor can prevent downstream immunosuppressive signals that temporarily inactivate T cells. A2B receptors are mainly expressed on monocyte-derived cells including dendritic cells, tumor-associated macrophages, myeloid derived suppressive cells (MDSCs), and mesenchymal stromal/stem cells (MSCs). Blocking A2B receptor in preclinical models can suppress tumor growth, block
10 metastasis, and increase the presentation of tumor antigens.

In terms of safety profile of ADORA2A/ADORA2B (A2A/A2B) blockage, the A2A and A2B receptor knockout mice are all viable, showing no growth abnormalities and are fertile (Allard, B. et al. *Current Opinion in Pharmacology*, 2016, 29, 7–16). A2A KO mice displayed increased levels of pro-inflammatory cytokines only upon challenge with LPS and
15 no evidence of inflammation at baseline (Antonioli, L. et al., *Nature Reviews Cancer*, 2013, 13, 842-857). A2B KO mice exhibited normal platelet, red blood, and white cell counts but increased inflammation at baseline (TNF-alpha, IL-6) in naive A2B KO mice (Antonioli, L. et al., *Nature Reviews Cancer*, 2013, 13, 842-857). Exaggerated production of TNF-alpha and IL-6 was detected following LPS treatment. A2B KO mice also exhibited increased vascular
20 adhesion molecules that mediate inflammation as well leukocyte adhesion/rolling; enhanced mast-cell activation; increased sensitivity to IgE-mediated anaphylaxis and increased vascular leakage and neutrophil influx under hypoxia (Antonioli, L. et al., *Nature Reviews Cancer*, 2013, 13, 842-857).

In summary, there is a need to develop new adenosine receptor selective ligands, such
25 as for subtypes A2A and A2B, for the treatment of diseases such as cancer, inflammatory diseases, cardiovascular diseases and neurodegenerative diseases. This application is directed to this need and others.

SUMMARY

The present invention relates to, *inter alia*, compounds of Formula (I):



or pharmaceutically acceptable salts thereof, wherein constituent members are defined herein.

The present invention further provides pharmaceutical compositions comprising a compound of Formula (I), or a pharmaceutically acceptable salt thereof, and a pharmaceutically acceptable carrier.

The present invention further provides methods of inhibiting an activity of an adenosine receptor, comprising contacting the receptor with a compound of Formula (I), or a pharmaceutically acceptable salt thereof.

The present invention further provides methods of treating a disease or a disorder associated with abnormal expression of adenosine receptors, comprising administering to said patient a therapeutically effective amount of a compound of Formula (I), or a pharmaceutically acceptable salt thereof.

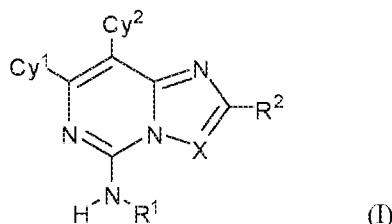
The present invention further provides a compound of Formula (I), or a pharmaceutically acceptable salt thereof, for use in any of the methods described herein.

The present invention further provides use of a compound of Formula (I), or a pharmaceutically acceptable salt thereof, for the preparation of a medicament for use in any of the methods described herein.

DETAILED DESCRIPTION

Compounds

The present invention relates to, *inter alia*, compounds of Formula (I):



5 or pharmaceutically acceptable salts thereof; wherein:

X is N or CR³;

R¹ is selected from H, C₁₋₆ alkyl, C₁₋₆ haloalkyl, C₂₋₆ alkenyl, C₂₋₆ alkynyl, C₆₋₁₄ aryl, C₃₋₁₄ cycloalkyl, 5-14 membered heteroaryl, 4-14 membered heterocycloalkyl, C₆₋₁₄ aryl-C₁₋₆ alkyl-, C₃₋₁₄ cycloalkyl-C₁₋₆ alkyl-, (5-14 membered heteroaryl)-C₁₋₆ alkyl-, (4-14 membered heterocycloalkyl)-C₁₋₆ alkyl-, OR^{a1}, C(O)R^{b1}, C(O)NR^{c1}R^{d1}, C(O)OR^{a1}, C(=NR^{e1})R^{b1}, C(=NR^{e1})NR^{c1}R^{d1}, S(O)R^{b1}, S(O)NR^{c1}R^{d1}, S(O)₂R^{b1}, and S(O)₂NR^{c1}R^{d1}, wherein the C₁₋₆ alkyl, C₂₋₆ alkenyl, C₂₋₆ alkynyl, C₆₋₁₄ aryl, C₃₋₁₄ cycloalkyl, 5-14 membered heteroaryl, 4-14 membered heterocycloalkyl, C₆₋₁₄ aryl-C₁₋₆ alkyl-, C₃₋₁₄ cycloalkyl-C₁₋₆ alkyl-, (5-14 membered heteroaryl)-C₁₋₆ alkyl-, and (4-14 membered heterocycloalkyl)-C₁₋₆ alkyl- of R¹ are each optionally substituted with 1, 2, 3, 4, 5, 6, 7, or 8 independently selected R^B substituents;

R² is selected from H, D, halo, C₁₋₆ alkyl, C₁₋₆ haloalkyl, C₂₋₆ alkenyl, C₂₋₆ alkynyl, C₆₋₁₄ aryl, C₃₋₁₄ cycloalkyl, 5-14 membered heteroaryl, 4-14 membered heterocycloalkyl, C₆₋₁₄ aryl-C₁₋₆ alkyl-, C₃₋₁₄ cycloalkyl-C₁₋₆ alkyl-, (5-14 membered heteroaryl)-C₁₋₆ alkyl-, (4-14 membered heterocycloalkyl)-C₁₋₆ alkyl-, CN, NO₂, OR^{a2}, SR^{a2}, NHOR^{a2}, C(O)R^{b2}, C(O)NR^{c2}R^{d2}, C(O)NR^{c2}(OR^{a2}), C(O)OR^{a2}, OC(O)R^{b2}, OC(O)NR^{c2}R^{d2}, NR^{c2}R^{d2}, NR^{c2}NR^{c2}R^{d2}, NR^{c2}C(O)R^{b2}, NR^{c2}C(O)OR^{a2}, NR^{c2}C(O)NR^{c2}R^{d2}, C(=NR^{e2})R^{b2}, C(=NR^{e2})NR^{c2}R^{d2}, NR^{c2}C(=NR^{e2})NR^{c2}R^{d2}, NR^{c2}C(=NR^{e2})R^{b2}, NR^{c2}S(O)NR^{c2}R^{d2}, NR^{c2}S(O)R^{b2}, NR^{c2}S(O)₂R^{b2}, NR^{c2}S(O)(=NR^{e2})R^{b2}, NR^{c2}S(O)₂NR^{c2}R^{d2}, S(O)R^{b2}, S(O)NR^{c2}R^{d2}, S(O)₂R^{b2}, S(O)₂NR^{c2}R^{d2}, OS(O)(=NR^{e2})R^{b2}, OS(O)₂R^{b2}, SF₅, P(O)R^{f2}R^{g2}, OP(O)(OR^{h2})(ORⁱ²), P(O)(OR^{h2})(ORⁱ²), and BR^{j2}R^{k2}, wherein the C₁₋₆ alkyl, C₂₋₆ alkenyl, C₂₋₆ alkynyl, C₆₋₁₄ aryl, C₃₋₁₄ cycloalkyl, 5-14 membered heteroaryl, 4-14 membered heterocycloalkyl, C₆₋₁₄ aryl-C₁₋₆ alkyl-, C₃₋₁₄ cycloalkyl-C₁₋₆ alkyl-, (5-14 membered heteroaryl)-C₁₋₆ alkyl-, and (4-14 membered heterocycloalkyl)-C₁₋₆ alkyl- of R² are each optionally substituted with 1, 2, 3, 4, 5, 6, 7, or 8 independently selected R^C substituents;

2022283611 05 Dec 2022

- R^3 is selected from H, D, halo, C_{1-6} alkyl, C_{1-6} haloalkyl, C_{2-6} alkenyl, C_{2-6} alkynyl, C_{6-14} aryl, C_{3-14} cycloalkyl, 5-14 membered heteroaryl, 4-14 membered heterocycloalkyl, C_{6-14} aryl- C_{1-6} alkyl-, C_{3-14} cycloalkyl- C_{1-6} alkyl-, (5-14 membered heteroaryl)- C_{1-6} alkyl-, (4-14 membered heterocycloalkyl)- C_{1-6} alkyl-, CN, NO_2 , OR^{a3} , SR^{a3} , $NHOR^{a3}$, $C(O)R^{b3}$,
 5 $C(O)NR^{c3}R^{d3}$, $C(O)NR^{c3}(OR^{a3})$, $C(O)OR^{a3}$, $OC(O)R^{b3}$, $OC(O)NR^{c3}R^{d3}$, $NR^{c3}R^{d3}$, $NR^{c3}NR^{c3}R^{d3}$, $NR^{c3}C(O)R^{b3}$, $NR^{c3}C(O)OR^{a3}$, $NR^{c3}C(O)NR^{c3}R^{d3}$, $C(=NR^{c3})R^{b3}$, $C(=NR^{c3})NR^{c3}R^{d3}$, $NR^{c3}C(=NR^{c3})NR^{c3}R^{d3}$, $NR^{c3}C(=NR^{c3})R^{b3}$, $NR^{c3}S(O)NR^{c3}R^{d3}$, $NR^{c3}S(O)R^{b3}$, $NR^{c3}S(O)_2R^{b3}$, $NR^{c3}S(O)(=NR^{c3})R^{b3}$, $NR^{c3}S(O)_2NR^{c3}R^{d3}$, $S(O)R^{b3}$, $S(O)NR^{c3}R^{d3}$, $S(O)_2R^{b3}$, $S(O)_2NR^{c3}R^{d3}$, $OS(O)(=NR^{c3})R^{b3}$, $OS(O)_2R^{b3}$, SF_5 , $P(O)R^{f3}R^{g3}$,
 10 $OP(O)(OR^{h3})(OR^{i3})$, $P(O)(OR^{h3})(OR^{i3})$, and $BR^{j3}R^{k3}$, wherein the C_{1-6} alkyl, C_{2-6} alkenyl, C_{2-6} alkynyl, C_{6-14} aryl, C_{3-14} cycloalkyl, 5-14 membered heteroaryl, 4-14 membered heterocycloalkyl, C_{6-14} aryl- C_{1-6} alkyl-, C_{3-14} cycloalkyl- C_{1-6} alkyl-, (5-14 membered heteroaryl)- C_{1-6} alkyl-, and (4-14 membered heterocycloalkyl)- C_{1-6} alkyl- of R^3 are each optionally substituted with 1, 2, 3, 4, 5, 6, 7, or 8 independently selected R^D substituents;
 15 Cy^1 is C_{6-14} aryl, C_{3-14} cycloalkyl, 5-14 membered heteroaryl, or 4-14 membered heterocycloalkyl, wherein the C_{6-14} aryl, C_{3-14} cycloalkyl, 5-14 membered heteroaryl, or 4-14 membered heterocycloalkyl is optionally substituted with 1, 2, 3, 4, 5, 6, 7, or 8 independently selected R^E substituents;
 provided that when X is N and Cy^1 is 4-14 membered heterocycloalkyl, then the 4-14
 20 membered heterocycloalkyl of Cy^1 is other than unsubstituted morpholinyl;
 provided that Cy^1 is not pyridin-4-yl optionally substituted with 1, 2, 3, or 4 independently selected R^E substituents;
 provided that Cy^1 is not pyrimidin-4-yl optionally substituted with 1, 2, or 3, independently selected R^E substituents;
 25 provided that Cy^1 is not quinolin-4-yl optionally substituted with 1, 2, 3, 4, 5, or 6 independently selected R^E substituents;
 Cy^2 is C_{6-14} aryl, C_{3-14} cycloalkyl, 5-14 membered heteroaryl, or 4-14 membered heterocycloalkyl, wherein the C_{6-14} aryl, C_{3-14} cycloalkyl, 5-14 membered heteroaryl, or 4-14 membered heterocycloalkyl is optionally substituted with 1, 2, 3, 4, 5, 6, 7, or 8 independently
 30 selected R^F substituents;
 each R^{a1} , R^{c1} , R^{d1} , R^{a2} , R^{c2} , R^{d2} , R^{a3} , R^{c3} , and R^{d3} is independently selected from H, C_{1-6} alkyl, C_{1-6} haloalkyl, C_{2-6} alkenyl, C_{2-6} alkynyl, C_{6-14} aryl, C_{3-14} cycloalkyl, 5-14 membered heteroaryl, 4-14 membered heterocycloalkyl, C_{6-14} aryl- C_{1-6} alkyl-, C_{3-14} cycloalkyl- C_{1-6} alkyl-, (5-14 membered heteroaryl)- C_{1-6} alkyl-, and (4-14 membered heterocycloalkyl)- C_{1-6} alkyl-,

wherein the C₁₋₆ alkyl, C₂₋₆ alkenyl, C₂₋₆ alkynyl, C₆₋₁₄ aryl, C₃₋₁₄ cycloalkyl, 5-14 membered heteroaryl, 4-14 membered heterocycloalkyl, C₆₋₁₄ aryl-C₁₋₆ alkyl-, C₃₋₁₄ cycloalkyl-C₁₋₆ alkyl-, (5-14 membered heteroaryl)-C₁₋₆ alkyl-, and (4-14 membered heterocycloalkyl)-C₁₋₆ alkyl- of R^{a1}, R^{c1}, R^{d1}, R^{a2}, R^{c2}, R^{d2}, R^{a3}, R^{c3}, and R^{d3} are each optionally substituted with 1, 2, 3, 4, 5, 6,

5 7, or 8 independently selected R^G substituents;

or, any R^{c1} and R^{d1} attached to the same N atom, together with the N atom to which they are attached, form a 5- or 6-membered heteroaryl or a 4-14 membered heterocycloalkyl group, wherein the 5- or 6-membered heteroaryl or 4-14 membered heterocycloalkyl group is optionally substituted with 1, 2, 3, or 4 independently selected R^G substituents;

10 or any R^{c2} and R^{d2} attached to the same N atom, together with the N atom to which they are attached, form a 5- or 6-membered heteroaryl or a 4-14 membered heterocycloalkyl group, wherein the 5- or 6-membered heteroaryl or 4-14 membered heterocycloalkyl group is optionally substituted with 1, 2, 3, or 4 independently selected R^G substituents;

or any R^{c3} and R^{d3} attached to the same N atom, together with the N atom to which they are attached, form a 5- or 6-membered heteroaryl or a 4-14 membered heterocycloalkyl group, wherein the 5- or 6-membered heteroaryl or 4-14 membered heterocycloalkyl group is optionally substituted with 1, 2, 3, or 4 independently selected R^G substituents;

15 each R^{b1}, R^{b2}, and R^{b3} is independently selected from H, C₁₋₆ alkyl, C₁₋₆ haloalkyl, C₂₋₆ alkenyl, C₂₋₆ alkynyl, C₆₋₁₄ aryl, C₃₋₁₄ cycloalkyl, 5-14 membered heteroaryl, 4-14 membered heterocycloalkyl, C₆₋₁₄ aryl-C₁₋₆ alkyl-, C₃₋₁₄ cycloalkyl-C₁₋₆ alkyl-, (5-14 membered heteroaryl)-C₁₋₆ alkyl-, and (4-14 membered heterocycloalkyl)-C₁₋₆ alkyl-, wherein the C₁₋₆ alkyl, C₂₋₆ alkenyl, C₂₋₆ alkynyl, C₆₋₁₄ aryl, C₃₋₁₄ cycloalkyl, 5-14 membered heteroaryl, 4-14 membered heterocycloalkyl, C₆₋₁₄ aryl-C₁₋₆ alkyl-, C₃₋₁₄ cycloalkyl-C₁₋₆ alkyl-, (5-14 membered heteroaryl)-C₁₋₆ alkyl-, and (4-14 membered heterocycloalkyl)-C₁₋₆ alkyl- of R^{b1}, R^{b2}, and R^{b3} are each optionally substituted with 1, 2, 3, 4, 5, 6, 7, or 8 independently selected R^G substituents;

25 each R^{e1}, R^{e2}, and R^{e3} is independently selected from H, OH, CN, C₁₋₆ alkyl, C₁₋₆ alkoxy, C₁₋₆ haloalkyl, C₁₋₆ haloalkoxy, C₂₋₆ alkenyl, C₂₋₆ alkynyl, C₆₋₁₄ aryl, C₃₋₁₄ cycloalkyl, 5-14 membered heteroaryl, 4-14 membered heterocycloalkyl, C₆₋₁₄ aryl-C₁₋₆ alkyl-, C₃₋₁₄ cycloalkyl-C₁₋₆ alkyl-, (5-14 membered heteroaryl)-C₁₋₆ alkyl-, and (4-14 membered heterocycloalkyl)-C₁₋₆ alkyl-;

30 each R^{f2}, R^{f3}, R^{f3}, and R^{f3} is independently selected from H, C₁₋₆ alkyl, C₁₋₆ alkoxy, C₁₋₆ haloalkyl, C₁₋₆ haloalkoxy, C₂₋₆ alkenyl, C₂₋₆ alkynyl, C₆₋₁₄ aryl, C₃₋₁₄ cycloalkyl, 5-14 membered heteroaryl, 4-14 membered heterocycloalkyl, C₆₋₁₄ aryl-C₁₋₆ alkyl-, C₃₋₁₄ cycloalkyl-

2022283611 05 Dec 2022

C₁₋₆ alkyl-, (5-14 membered heteroaryl)-C₁₋₆ alkyl-, and (4-14 membered heterocycloalkyl)-C₁₋₆ alkyl-;

each R^{h2}, Rⁱ², R^{h3}, and Rⁱ³ is independently selected from H, C₁₋₆ alkyl, C₁₋₆ haloalkyl, C₂₋₆ alkenyl, C₂₋₆ alkynyl, C₆₋₁₄ aryl, C₃₋₁₄ cycloalkyl, 5-14 membered heteroaryl, 4-14

5 membered heterocycloalkyl, C₆₋₁₄ aryl-C₁₋₆ alkyl-, C₃₋₁₄ cycloalkyl-C₁₋₆ alkyl-, (5-14 membered heteroaryl)-C₁₋₆ alkyl-, and (4-14 membered heterocycloalkyl)-C₁₋₆ alkyl-;

each R^{j2}, R^{k2}, R^{j3}, and R^{k3} is independently selected from OH, C₁₋₆ alkoxy, and C₁₋₆ haloalkoxy;

or any R^{j2} and R^{k2} attached to the same B atom, together with the B atom to which they are attached, form a 5- or 6-membered heterocycloalkyl group optionally substituted with 1, 2, 3, or 4 substituents independently selected from C₁₋₆ alkyl and C₁₋₆ haloalkyl;

or any R^{j3} and R^{k3} attached to the same B atom, together with the B atom to which they are attached, form a 5- or 6-membered heterocycloalkyl group optionally substituted with 1, 2, 3, or 4 substituents independently selected from C₁₋₆ alkyl and C₁₋₆ haloalkyl;

15 each R^B, R^C, R^D, R^E, R^F, and R^G is independently selected from D, halo, oxo, C₁₋₆ alkyl, C₁₋₆ haloalkyl, C₂₋₆ alkenyl, C₂₋₆ alkynyl, C₆₋₁₄ aryl, C₃₋₁₄ cycloalkyl, 5-14 membered heteroaryl, 4-14 membered heterocycloalkyl, C₆₋₁₄ aryl-C₁₋₆ alkyl-, C₃₋₁₄ cycloalkyl-C₁₋₆ alkyl-, (5-14 membered heteroaryl)-C₁₋₆ alkyl-, (4-14 membered heterocycloalkyl)-C₁₋₆ alkyl-, CN, NO₂, OR^{a4}, SR^{a4}, NHOR^{a4}, C(O)R^{b4}, C(O)NR^{c4}R^{d4}, C(O)NR^{c4}(OR^{a4}), C(O)OR^{a4}, OC(O)R^{b4},
20 OC(O)NR^{c4}R^{d4}, NR^{c4}R^{d4}, NR^{c4}NR^{c4}R^{d4}, NR^{c4}C(O)R^{b4}, NR^{c4}C(O)OR^{a4}, NR^{c4}C(O)NR^{c4}R^{d4}, C(=NR^{e4})R^{b4}, C(=NR^{e4})NR^{c4}R^{d4}, NR^{c4}C(=NR^{e4})NR^{c4}R^{d4}, NR^{c4}C(=NR^{e4})R^{b4}, NR^{c4}S(O)R^{b4}, NR^{c4}S(O)NR^{c4}R^{d4}, NR^{c4}S(O)₂R^{b4}, NR^{c4}S(O)(=NR^{e4})R^{b4}, NR^{c4}S(O)₂NR^{c4}R^{d4}, S(O)R^{b4}, S(O)NR^{c4}R^{d4}, S(O)₂R^{b4}, S(O)₂NR^{c4}R^{d4}, OS(O)(=NR^{e4})R^{b4}, OS(O)₂R^{b4}, SF₅, P(O)R^{f4}R^{g4}, OP(O)(OR^{h4})(ORⁱ⁴), P(O)(OR^{h4})(ORⁱ⁴), and BRⁱ⁴R^{k4}, wherein the C₁₋₆ alkyl, C₂₋₆ alkenyl, C₂₋₆ alkynyl, C₆₋₁₄ aryl, C₃₋₁₄ cycloalkyl, 5-14 membered heteroaryl, 4-14 membered heterocycloalkyl, C₆₋₁₄ aryl-C₁₋₆ alkyl-, C₃₋₁₄ cycloalkyl-C₁₋₆ alkyl-, (5-14 membered heteroaryl)-C₁₋₆ alkyl-, and (4-14 membered heterocycloalkyl)-C₁₋₆ alkyl- of R^B, R^C, R^D, R^E, R^F, and R^G are each optionally substituted with 1, 2, 3, 4, 5, 6, 7, or 8 independently selected R^H substituents;

30 each R^{a4}, R^{c4}, and R^{d4} is independently selected from H, C₁₋₆ alkyl, C₁₋₆ haloalkyl, C₂₋₆ alkenyl, C₂₋₆ alkynyl, C₆₋₁₄ aryl, C₃₋₁₄ cycloalkyl, 5-14 membered heteroaryl, 4-14 membered heterocycloalkyl, C₆₋₁₄ aryl-C₁₋₆ alkyl-, C₃₋₁₄ cycloalkyl-C₁₋₆ alkyl-, (5-14 membered heteroaryl)-C₁₋₆ alkyl-, and (4-14 membered heterocycloalkyl)-C₁₋₆ alkyl-, wherein the C₁₋₆ alkyl, C₂₋₆ alkenyl, C₂₋₆ alkynyl, C₆₋₁₄ aryl, C₃₋₁₄ cycloalkyl, 5-14 membered heteroaryl, 4-14

2022283611 05 Dec 2022

membered heterocycloalkyl, C₆₋₁₄ aryl-C₁₋₆ alkyl-, C₃₋₁₄ cycloalkyl-C₁₋₆ alkyl-, (5-14 membered heteroaryl)-C₁₋₆ alkyl-, and (4-14 membered heterocycloalkyl)-C₁₋₆ alkyl- of R^{a4}, R^{c4}, and R^{d4} are each optionally substituted with 1, 2, 3, 4, 5, 6, 7, or 8 independently selected R^H substituents;

5 or, any R^{c4} and R^{d4} attached to the same N atom, together with the N atom to which they are attached, optionally form a 5- or 6-membered heteroaryl or a 4-14 membered heterocycloalkyl group, wherein the 5- or 6-membered heteroaryl or 4-14 membered heterocycloalkyl group is optionally substituted with 1, 2, 3, or 4 independently selected R^H substituents;

10 each R^{b4} is independently selected from H, C₁₋₆ alkyl, C₁₋₆ haloalkyl, C₂₋₆ alkenyl, C₂₋₆ alkynyl, C₆₋₁₄ aryl, C₃₋₁₄ cycloalkyl, 5-14 membered heteroaryl, 4-14 membered heterocycloalkyl, C₆₋₁₄ aryl-C₁₋₆ alkyl-, C₃₋₁₄ cycloalkyl-C₁₋₆ alkyl-, (5-14 membered heteroaryl)-C₁₋₆ alkyl-, and (4-14 membered heterocycloalkyl)-C₁₋₆ alkyl-, wherein the C₁₋₆ alkyl, C₂₋₆ alkenyl, C₂₋₆ alkynyl, C₆₋₁₄ aryl, C₃₋₁₄ cycloalkyl, 5-14 membered heteroaryl, 4-14 membered heterocycloalkyl, C₆₋₁₄ aryl-C₁₋₆ alkyl-, C₃₋₁₄ cycloalkyl-C₁₋₆ alkyl-, (5-14 membered heteroaryl)-C₁₋₆ alkyl-, and (4-14 membered heterocycloalkyl)-C₁₋₆ alkyl- of R^{b4} are each optionally substituted with 1, 2, 3, 4, 5, 6, 7, or 8 independently selected R^H substituents;

15 each R^{e4} is independently selected from H, OH, CN, C₁₋₆ alkyl, C₁₋₆ alkoxy, C₁₋₆ haloalkyl, C₁₋₆ haloalkoxy, C₂₋₆ alkenyl, C₂₋₆ alkynyl, C₆₋₁₄ aryl, C₃₋₁₄ cycloalkyl, 5-14 membered heteroaryl, 4-14 membered heterocycloalkyl, C₆₋₁₄ aryl-C₁₋₆ alkyl-, C₃₋₁₄ cycloalkyl-C₁₋₆ alkyl-, (5-14 membered heteroaryl)-C₁₋₆ alkyl-, and (4-14 membered heterocycloalkyl)-C₁₋₆ alkyl-;

20 each R^{f4} and R^{g4} is independently selected from H, C₁₋₆ alkyl, C₁₋₆ alkoxy, C₁₋₆ haloalkyl, C₁₋₆ haloalkoxy, C₂₋₆ alkenyl, C₂₋₆ alkynyl, C₆₋₁₄ aryl, C₃₋₁₄ cycloalkyl, 5-14 membered heteroaryl, 4-14 membered heterocycloalkyl, C₆₋₁₄ aryl-C₁₋₆ alkyl-, C₃₋₁₄ cycloalkyl-C₁₋₆ alkyl-, (5-14 membered heteroaryl)-C₁₋₆ alkyl-, and (4-14 membered heterocycloalkyl)-C₁₋₆ alkyl-;

25 each R^{h4} and Rⁱ⁴ is independently selected from H, C₁₋₆ alkyl, C₁₋₆ haloalkyl, C₂₋₆ alkenyl, C₂₋₆ alkynyl, C₆₋₁₄ aryl, C₃₋₁₄ cycloalkyl, 5-14 membered heteroaryl, 4-14 membered heterocycloalkyl, C₆₋₁₄ aryl-C₁₋₆ alkyl-, C₃₋₁₄ cycloalkyl-C₁₋₆ alkyl-, (5-14 membered heteroaryl)-C₁₋₆ alkyl-, and (4-14 membered heterocycloalkyl)-C₁₋₆ alkyl-;

30 each R^{j4} and R^{k4} is independently selected from OH, C₁₋₆ alkoxy, and C₁₋₆ haloalkoxy;

2022283611 05 Dec 2022

or, any R^{j4} and R^{k4} attached to the same B atom, together with the B atom to which they are attached, form a 5- or 6-membered heterocycloalkyl group optionally substituted with 1, 2, 3, or 4 substituents independently selected from C_{1-6} alkyl and C_{1-6} haloalkyl;

- each R^H is independently selected from D, halo, oxo, C_{1-6} alkyl, C_{1-6} haloalkyl, C_{2-6} alkenyl, C_{2-6} alkynyl, C_{6-14} aryl, C_{3-14} cycloalkyl, 5-14 membered heteroaryl, 4-14 membered heterocycloalkyl, C_{6-14} aryl- C_{1-6} alkyl-, C_{3-14} cycloalkyl- C_{1-6} alkyl-, (5-14 membered heteroaryl)- C_{1-6} alkyl-, (4-14 membered heterocycloalkyl)- C_{1-6} alkyl-, CN, NO_2 , OR^{a5} , SR^{a5} , $NHOR^{a5}$, $C(O)R^{b5}$, $C(O)NR^{c5}R^{d5}$, $C(O)NR^{c5}(OR^{a5})$, $C(O)OR^{a5}$, $OC(O)R^{b5}$, $OC(O)NR^{c5}R^{d5}$, $NR^{c5}R^{d5}$, $NR^{c5}NR^{c5}R^{d5}$, $NR^{c5}C(O)R^{b5}$, $NR^{c5}C(O)OR^{a5}$, $NR^{c5}C(O)NR^{c5}R^{d5}$, $C(=NR^{e5})R^{b5}$, $C(=NR^{e5})NR^{c5}R^{d5}$, $NR^{c5}C(=NR^{e5})NR^{c5}R^{d5}$, $NR^{c5}C(=NR^{e5})R^{b5}$, $NR^{c5}S(O)R^{b5}$, $NR^{c5}S(O)NR^{c5}R^{d5}$, $NR^{c5}S(O)_2R^{b5}$, $NR^{c5}S(O)(=NR^{e5})R^{b5}$, $NR^{c5}S(O)_2NR^{c5}R^{d5}$, $S(O)R^{b5}$, $S(O)NR^{c5}R^{d5}$, $S(O)_2R^{b5}$, $S(O)_2NR^{c5}R^{d5}$, $OS(O)(=NR^{e5})R^{b5}$, $OS(O)_2R^{b5}$, SF_5 , $P(O)R^{f5}R^{g5}$, $OP(O)(OR^{h5})(OR^{i5})$, $P(O)(OR^{h5})(OR^{i5})$, and $BR^{j5}R^{k5}$, wherein the C_{1-6} alkyl, C_{2-6} alkenyl, C_{2-6} alkynyl, C_{6-14} aryl, C_{3-14} cycloalkyl, 5-14 membered heteroaryl, 4-14 membered heterocycloalkyl, C_{6-14} aryl- C_{1-6} alkyl-, C_{3-14} cycloalkyl- C_{1-6} alkyl-, (5-14 membered heteroaryl)- C_{1-6} alkyl-, and (4-14 membered heterocycloalkyl)- C_{1-6} alkyl- of R^H are each optionally substituted with 1, 2, 3, or 4 independently selected R^I substituents;

- each R^{a5} , R^{c5} , and R^{d5} is independently selected from H, C_{1-6} alkyl, C_{1-6} haloalkyl, C_{2-6} alkenyl, C_{2-6} alkynyl, C_{6-14} aryl, C_{3-14} cycloalkyl, 5-14 membered heteroaryl, 4-14 membered heterocycloalkyl, C_{6-14} aryl- C_{1-6} alkyl-, C_{3-14} cycloalkyl- C_{1-6} alkyl-, (5-14 membered heteroaryl)- C_{1-6} alkyl-, and (4-14 membered heterocycloalkyl)- C_{1-6} alkyl-, wherein the C_{1-6} alkyl, C_{2-6} alkenyl, C_{2-6} alkynyl, C_{6-14} aryl, C_{3-14} cycloalkyl, 5-14 membered heteroaryl, 4-14 membered heterocycloalkyl, C_{6-14} aryl- C_{1-6} alkyl-, C_{3-14} cycloalkyl- C_{1-6} alkyl-, (5-14 membered heteroaryl)- C_{1-6} alkyl-, and (4-14 membered heterocycloalkyl)- C_{1-6} alkyl- of R^{a5} , R^{c5} , and R^{d5} are each optionally substituted with 1, 2, 3, or 4 independently selected R^I substituents;

- or any R^{c5} and R^{d5} attached to the same N atom, together with the N atom to which they are attached, form a 5- or 6-membered heteroaryl or a 4-14 membered heterocycloalkyl group, wherein the 5- or 6-membered heteroaryl or 4-14 membered heterocycloalkyl group is optionally substituted with 1, 2, 3, or 4 independently selected R^I substituents;
- each R^{b5} is independently selected from H, C_{1-6} alkyl, C_{1-6} haloalkyl, C_{2-6} alkenyl, C_{2-6} alkynyl, C_{6-14} aryl, C_{3-14} cycloalkyl, 5-14 membered heteroaryl, 4-14 membered heterocycloalkyl, C_{6-14} aryl- C_{1-6} alkyl-, C_{3-14} cycloalkyl- C_{1-6} alkyl-, (5-14 membered heteroaryl)- C_{1-6} alkyl-, and (4-14 membered heterocycloalkyl)- C_{1-6} alkyl-, wherein the C_{1-6} alkyl, C_{2-6} alkenyl, C_{2-6} alkynyl, C_{6-14} aryl, C_{3-14} cycloalkyl, 5-14 membered heteroaryl, 4-14

membered heterocycloalkyl, C₆₋₁₄ aryl-C₁₋₆ alkyl-, C₃₋₁₄ cycloalkyl-C₁₋₆ alkyl-, (5-14 membered heteroaryl)-C₁₋₆ alkyl-, and (4-14 membered heterocycloalkyl)-C₁₋₆ alkyl- of R^{b5} are each optionally substituted with 1, 2, 3, or 4 independently selected Rⁱ substituents;

each R^{b5} is independently selected from H, OH, CN, C₁₋₆ alkyl, C₁₋₆ alkoxy, C₁₋₆

5 haloalkyl, C₁₋₆ haloalkoxy, C₂₋₆ alkenyl, C₂₋₆ alkynyl, C₆₋₁₄ aryl, C₃₋₁₄ cycloalkyl, 5-14 membered heteroaryl, 4-14 membered heterocycloalkyl, C₆₋₁₄ aryl-C₁₋₆ alkyl-, C₃₋₁₄ cycloalkyl-C₁₋₆ alkyl-, (5-14 membered heteroaryl)-C₁₋₆ alkyl-, and (4-14 membered heterocycloalkyl)-C₁₋₆ alkyl-;

each R^{f5} and R^{g5} is independently selected from H, C₁₋₆ alkyl, C₁₋₆ alkoxy, C₁₋₆

10 haloalkyl, C₁₋₆ haloalkoxy, C₂₋₆ alkenyl, C₂₋₆ alkynyl, C₆₋₁₄ aryl, C₃₋₁₄ cycloalkyl, 5-14 membered heteroaryl, 4-14 membered heterocycloalkyl, C₆₋₁₄ aryl-C₁₋₆ alkyl-, C₃₋₁₄ cycloalkyl-C₁₋₆ alkyl-, (5-14 membered heteroaryl)-C₁₋₆ alkyl-, and (4-14 membered heterocycloalkyl)-C₁₋₆ alkyl-;

each R^{h5} and Rⁱ⁵ is independently selected from H, C₁₋₆ alkyl, C₁₋₆ haloalkyl, C₂₋₆

15 alkenyl, C₂₋₆ alkynyl, C₆₋₁₄ aryl, C₃₋₁₄ cycloalkyl, 5-14 membered heteroaryl, 4-14 membered heterocycloalkyl, C₆₋₁₄ aryl-C₁₋₆ alkyl-, C₃₋₁₄ cycloalkyl-C₁₋₆ alkyl-, (5-14 membered heteroaryl)-C₁₋₆ alkyl-, and (4-14 membered heterocycloalkyl)-C₁₋₆ alkyl-;

each R^{j5} and R^{k5} is independently selected from OH, C₁₋₆ alkoxy, and C₁₋₆ haloalkoxy;

or, any R^{j5} and R^{k5} attached to the same B atom, together with the B atom to which

20 they are attached, form a 5- or 6-membered heterocycloalkyl group optionally substituted with 1, 2, 3, or 4 substituents independently selected from C₁₋₆ alkyl and C₁₋₆ haloalkyl;

each R^l is independently selected from D, halo, oxo, C₁₋₆ alkyl, C₁₋₆ haloalkyl, C₂₋₆ alkenyl, C₂₋₆ alkynyl, C₆₋₁₄ aryl, C₃₋₁₄ cycloalkyl, 5-14 membered heteroaryl, 4-14 membered heterocycloalkyl, C₆₋₁₄ aryl-C₁₋₆ alkyl-, C₃₋₁₄ cycloalkyl-C₁₋₆ alkyl-, (5-14 membered

25 heteroaryl)-C₁₋₆ alkyl-, and (4-14 membered heterocycloalkyl)-C₁₋₆ alkyl-, CN, NO₂, OR^{a6},

SR^{a6}, NHOR^{a6}, C(O)R^{b6}, C(O)NR^{c6}R^{d6}, C(O)NR^{c6}(OR^{a6}), C(O)OR^{a6}, OC(O)R^{b6},

OC(O)NR^{c6}R^{d6}, NR^{c6}R^{d6}, NR^{c6}NR^{c6}R^{d6}, NR^{c6}C(O)R^{b6}, NR^{c6}C(O)OR^{a6}, NR^{c6}C(O)NR^{c5}R^{d6},

C(=NR^{e6})R^{b6}, C(=NR^{e6})NR^{c6}R^{d6}, NR^{c6}C(=NR^{e6})NR^{c6}R^{d6}, NR^{c6}C(=NR^{e6})R^{b6}, NR^{c6}S(O)R^{b6},

NR^{c6}S(O)NR^{c6}R^{d6}, NR^{c6}S(O)₂R^{b6}, NR^{c6}S(O)(=NR^{e6})R^{b6}, NR^{c6}S(O)₂NR^{c6}R^{d6}, S(O)R^{b6},

30 S(O)NR^{c6}R^{d6}, S(O)₂R^{b6}, S(O)₂NR^{c6}R^{d6}, OS(O)(=NR^{e6})R^{b6}, OS(O)₂R^{b6}, SF₃, P(O)R^{f6}R^{g6},

OP(O)(OR^{h6})(ORⁱ⁶), P(O)(OR^{h6})(ORⁱ⁶), and BR^{j6}R^{k6}, wherein the C₁₋₆ alkyl, C₂₋₆ alkenyl, C₂₋₆

alkynyl, C₆₋₁₄ aryl, C₃₋₁₄ cycloalkyl, 5-14 membered heteroaryl, 4-14 membered

heterocycloalkyl, C₆₋₁₄ aryl-C₁₋₆ alkyl-, C₃₋₁₄ cycloalkyl-C₁₋₆ alkyl-, (5-14 membered

2022283611 05 Dec 2022

heteroaryl)-C₁₋₆ alkyl-, and (4-14 membered heterocycloalkyl)-C₁₋₆ alkyl- of R^I are each optionally substituted with 1, 2, 3, or 4 independently selected R^J substituents;

each R^{a6}, R^{c6}, and R^{d6} is independently selected from H, C₁₋₆ alkyl, C₁₋₆ haloalkyl, C₂₋₆ alkenyl, C₂₋₆ alkynyl, C₆₋₁₄ aryl, C₃₋₁₄ cycloalkyl, 5-14 membered heteroaryl, 4-14 membered heterocycloalkyl, C₆₋₁₄ aryl-C₁₋₆ alkyl-, C₃₋₁₄ cycloalkyl-C₁₋₆ alkyl-, (5-14 membered heteroaryl)-C₁₋₆ alkyl-, and (4-14 membered heterocycloalkyl)-C₁₋₆ alkyl-, wherein the C₁₋₆ alkyl, C₂₋₆ alkenyl, C₂₋₆ alkynyl, C₆₋₁₄ aryl, C₃₋₁₄ cycloalkyl, 5-14 membered heteroaryl, 4-14 membered heterocycloalkyl, C₆₋₁₄ aryl-C₁₋₆ alkyl-, C₃₋₁₄ cycloalkyl-C₁₋₆ alkyl-, (5-14 membered heteroaryl)-C₁₋₆ alkyl-, and (4-14 membered heterocycloalkyl)-C₁₋₆ alkyl- of R^{a6}, R^{c6}, and R^{d6} are each optionally substituted with 1, 2, 3, or 4 independently selected R^J substituents;

or any R^{c6} and R^{d6} attached to the same N atom, together with the N atom to which they are attached, form a 5- or 6-membered heteroaryl or a 4-14 membered heterocycloalkyl group, wherein the 5- or 6-membered heteroaryl or 4-14 membered heterocycloalkyl group is optionally substituted with 1, 2, 3, or 4 independently selected R^J substituents;

each R^{b6} is independently selected from H, C₁₋₆ alkyl, C₁₋₆ haloalkyl, C₂₋₆ alkenyl, C₂₋₆ alkynyl, C₆₋₁₄ aryl, C₃₋₁₄ cycloalkyl, 5-14 membered heteroaryl, 4-14 membered heterocycloalkyl, C₆₋₁₄ aryl-C₁₋₆ alkyl-, C₃₋₁₄ cycloalkyl-C₁₋₆ alkyl-, (5-14 membered heteroaryl)-C₁₋₆ alkyl-, and (4-14 membered heterocycloalkyl)-C₁₋₆ alkyl-, wherein the C₁₋₆ alkyl, C₂₋₆ alkenyl, C₂₋₆ alkynyl, C₆₋₁₄ aryl, C₃₋₁₄ cycloalkyl, 5-14 membered heteroaryl, 4-14 membered heterocycloalkyl, C₆₋₁₄ aryl-C₁₋₆ alkyl-, C₃₋₁₄ cycloalkyl-C₁₋₆ alkyl-, (5-14 membered heteroaryl)-C₁₋₆ alkyl-, and (4-14 membered heterocycloalkyl)-C₁₋₆ alkyl- of R^{b6} are each optionally substituted with 1, 2, 3, or 4 independently selected R^J substituents;

each R^{e6} is independently selected from H, OH, CN, C₁₋₆ alkyl, C₁₋₆ alkoxy, C₁₋₆ haloalkyl, C₁₋₆ haloalkoxy, C₂₋₆ alkenyl, C₂₋₆ alkynyl, C₆₋₁₄ aryl, C₃₋₁₄ cycloalkyl, 5-14 membered heteroaryl, 4-14 membered heterocycloalkyl, C₆₋₁₄ aryl-C₁₋₆ alkyl-, C₃₋₁₄ cycloalkyl-C₁₋₆ alkyl-, (5-14 membered heteroaryl)-C₁₋₆ alkyl-, and (4-14 membered heterocycloalkyl)-C₁₋₆ alkyl-;

each R^{f6} and R^{g6} is independently selected from H, C₁₋₆ alkyl, C₁₋₆ alkoxy, C₁₋₆ haloalkyl, C₁₋₆ haloalkoxy, C₂₋₆ alkenyl, C₂₋₆ alkynyl, C₆₋₁₄ aryl, C₃₋₁₄ cycloalkyl, 5-14 membered heteroaryl, 4-14 membered heterocycloalkyl, C₆₋₁₄ aryl-C₁₋₆ alkyl-, C₃₋₁₄ cycloalkyl-C₁₋₆ alkyl-, (5-14 membered heteroaryl)-C₁₋₆ alkyl-, and (4-14 membered heterocycloalkyl)-C₁₋₆ alkyl-;

each R^{h6} and Rⁱ⁶ is independently selected from H, C₁₋₆ alkyl, C₁₋₆ haloalkyl, C₂₋₆ alkenyl, C₂₋₆ alkynyl, C₆₋₁₄ aryl, C₃₋₁₄ cycloalkyl, 5-14 membered heteroaryl, 4-14 membered

2022283611 05 Dec 2022

heterocycloalkyl, C₆₋₁₄ aryl-C₁₋₆ alkyl-, C₃₋₁₄ cycloalkyl-C₁₋₆ alkyl-, (5-14 membered heteroaryl)-C₁₋₆ alkyl-, and (4-14 membered heterocycloalkyl)-C₁₋₆ alkyl-;

each R^{j6} and R^{k6} is independently selected from OH, C₁₋₆ alkoxy, and C₁₋₆ haloalkoxy;

or, any R^{j6} and R^{k6} attached to the same B atom, together with the B atom to which

5 they are attached, form a 5- or 6-membered heterocycloalkyl group optionally substituted with 1, 2, 3, or 4 substituents independently selected from C₁₋₆ alkyl and C₁₋₆ haloalkyl;

each R^j is independently selected from D, halo, oxo, C₁₋₆ alkyl, C₁₋₆ haloalkyl, C₂₋₆

alkenyl, C₂₋₆ alkynyl, C₆₋₁₄ aryl, C₃₋₁₄ cycloalkyl, 5-14 membered heteroaryl, 4-14 membered heterocycloalkyl, C₆₋₁₄ aryl-C₁₋₆ alkyl-, C₃₋₁₄ cycloalkyl-C₁₋₆ alkyl-, (5-14 membered

10 heteroaryl)-C₁₋₆ alkyl-, and (4-14 membered heterocycloalkyl)-C₁₋₆ alkyl-, CN, NO₂, OR^{a7},

SR^{a7}, NHOR^{a7}, C(O)R^{b7}, C(O)NR^{c7}R^{d7}, C(O)NR^{c7}(OR^{a7}), C(O)OR^{a7}, OC(O)R^{b7},

OC(O)NR^{c7}R^{d7}, NR^{c7}R^{d7}, NR^{c7}NR^{c7}R^{d7}, NR^{c7}C(O)R^{b7}, NR^{c7}C(O)OR^{a7}, NR^{c7}C(O)NR^{c7}R^{d7},

C(=NR^{e7})R^{b7}, C(=NR^{e7})NR^{c7}R^{d7}, NR^{c7}C(=NR^{e7})NR^{c7}R^{d7}, NR^{c7}C(=NR^{e7})R^{b7}, NR^{c7}S(O)R^{b7},

NR^{c7}S(O)NR^{c7}R^{d7}, NR^{c7}S(O)₂R^{b7}, NR^{c7}S(O)(=NR^{e7})R^{b7}, NR^{c7}S(O)₂NR^{c7}R^{d7}, S(O)R^{b7},

15 S(O)NR^{c7}R^{d7}, S(O)₂R^{b7}, S(O)₂NR^{c7}R^{d7}, OS(O)(=NR^{e7})R^{b7}, OS(O)₂R^{b7}, SF₅, P(O)R^{f7}R^{g7},

OP(O)(OR^{h7})(ORⁱ⁷), P(O)(OR^{h7})(ORⁱ⁷), and BR^{j7}R^{k7}, wherein the C₁₋₆ alkyl, C₂₋₆ alkenyl, C₂₋₆

alkynyl, C₆₋₁₄ aryl, C₃₋₁₄ cycloalkyl, 5-14 membered heteroaryl, 4-14 membered

heterocycloalkyl, C₆₋₁₄ aryl-C₁₋₆ alkyl-, C₃₋₁₄ cycloalkyl-C₁₋₆ alkyl-, (5-14 membered

heteroaryl)-C₁₋₆ alkyl-, and (4-14 membered heterocycloalkyl)-C₁₋₆ alkyl- of R^j are each

20 optionally substituted with 1, 2, 3, or 4 independently selected R^k substituents;

each R^{a7}, R^{c7}, and R^{d7} is independently selected from H, C₁₋₆ alkyl, C₁₋₆ haloalkyl, C₂₋₆

alkenyl, C₂₋₆ alkynyl, C₆₋₁₄ aryl, C₃₋₁₄ cycloalkyl, 5-14 membered heteroaryl, 4-14 membered

heterocycloalkyl, C₆₋₁₄ aryl-C₁₋₆ alkyl-, C₃₋₁₄ cycloalkyl-C₁₋₆ alkyl-, (5-14 membered

heteroaryl)-C₁₋₆ alkyl-, and (4-14 membered heterocycloalkyl)-C₁₋₆ alkyl- wherein the C₁₋₆

25 alkyl, C₂₋₆ alkenyl, C₂₋₆ alkynyl, C₆₋₁₄ aryl, C₃₋₁₄ cycloalkyl, 5-14 membered heteroaryl, 4-14

membered heterocycloalkyl, C₆₋₁₄ aryl-C₁₋₆ alkyl-, C₃₋₁₄ cycloalkyl-C₁₋₆ alkyl-, (5-14 membered

heteroaryl)-C₁₋₆ alkyl-, and (4-14 membered heterocycloalkyl)-C₁₋₆ alkyl- of R^{a7}, R^{c7}, and R^{d7}

are each optionally substituted with 1, 2, 3, or 4 independently selected R^k substituents;

or any R^{c7} and R^{d7} attached to the same N atom, together with the N atom to which

30 they are attached, form a 5- or 6-membered heteroaryl or a 4-14 membered heterocycloalkyl group, wherein the 5- or 6-membered heteroaryl or 4-14 membered heterocycloalkyl group is optionally substituted with 1, 2, 3, or 4 independently selected R^k substituents;

each R^{b7} is independently selected from H, C₁₋₆ alkyl, C₁₋₆ haloalkyl, C₂₋₆ alkenyl, C₂₋₆

alkynyl, C₆₋₁₄ aryl, C₃₋₁₄ cycloalkyl, 5-14 membered heteroaryl, 4-14 membered

heterocycloalkyl, C₆₋₁₄ aryl-C₁₋₆ alkyl-, C₃₋₁₄ cycloalkyl-C₁₋₆ alkyl-, (5-14 membered heteroaryl)-C₁₋₆ alkyl-, and (4-14 membered heterocycloalkyl)-C₁₋₆ alkyl-, wherein the C₁₋₆ alkyl, C₂₋₆ alkenyl, C₂₋₆ alkynyl, C₆₋₁₄ aryl, C₃₋₁₄ cycloalkyl, 5-14 membered heteroaryl, 4-14 membered heterocycloalkyl, C₆₋₁₄ aryl-C₁₋₆ alkyl-, C₃₋₁₄ cycloalkyl-C₁₋₆ alkyl-, (5-14 membered heteroaryl)-C₁₋₆ alkyl-, and (4-14 membered heterocycloalkyl)-C₁₋₆ alkyl- of R^{b7} are each optionally substituted with 1, 2, 3, or 4 independently selected R^K substituents;

each R^{g7} is independently selected from H, OH, CN, C₁₋₆ alkyl, C₂₋₆ alkenyl, C₁₋₆ alkoxy, C₁₋₆ haloalkyl, C₁₋₆ haloalkoxy, C₂₋₆ alkynyl, C₆₋₁₄ aryl, C₃₋₁₄ cycloalkyl, 5-14 membered heteroaryl, and 4-14 membered heterocycloalkyl;

each R^{f7} and R^{g7} is independently selected from H, C₁₋₆ alkyl, C₁₋₆ alkoxy, C₁₋₆ haloalkyl, C₁₋₆ haloalkoxy, C₂₋₆ alkenyl, C₂₋₆ alkynyl, C₆₋₁₄ aryl, C₃₋₁₄ cycloalkyl, 5-14 membered heteroaryl, 4-14 membered heterocycloalkyl, C₆₋₁₄ aryl-C₁₋₆ alkyl-, C₃₋₁₄ cycloalkyl-C₁₋₆ alkyl-, (5-14 membered heteroaryl)-C₁₋₆ alkyl-, and (4-14 membered heterocycloalkyl)-C₁₋₆ alkyl-;

each R^{h7} and Rⁱ⁷ is independently selected from H, C₁₋₆ alkyl, C₁₋₆ haloalkyl, C₂₋₆ alkenyl, C₂₋₆ alkynyl, C₆₋₁₄ aryl, C₃₋₁₄ cycloalkyl, 5-14 membered heteroaryl, 4-14 membered heterocycloalkyl, C₆₋₁₄ aryl-C₁₋₆ alkyl-, C₃₋₁₄ cycloalkyl-C₁₋₆ alkyl-, (5-14 membered heteroaryl)-C₁₋₆ alkyl-, and (4-14 membered heterocycloalkyl)-C₁₋₆ alkyl-;

each R^{j7} and R^{k7} is independently selected from OH, C₁₋₆ alkoxy, and C₁₋₆ haloalkoxy;

or, any Rⁱ⁷ and R^{k7} attached to the same B atom, together with the B atom to which they are attached, form a 5- or 6-membered heterocycloalkyl group optionally substituted with 1, 2, 3, or 4 substituents independently selected from C₁₋₆ alkyl and C₁₋₆ haloalkyl;

each R^K is independently selected from H, D, OH, halo, oxo, CN, C(O)OH, NH₂, NO₂, SF₅, C₁₋₆ alkyl, C₁₋₆ alkoxy, C₁₋₆ haloalkoxy, C₁₋₆ haloalkyl, C₂₋₆ alkenyl, C₂₋₆ alkynyl, C₆₋₁₄ aryl, C₃₋₁₄ cycloalkyl, 5-14 membered heteroaryl, 4-14 membered heterocycloalkyl, C₆₋₁₄ aryl-C₁₋₆ alkyl-, C₃₋₁₄ cycloalkyl-C₁₋₆ alkyl-, (5-14 membered heteroaryl)-C₁₋₆ alkyl-, and (4-14 membered heterocycloalkyl)-C₁₋₆ alkyl-; and

wherein any heteroaryl group of any of the above-recited substituents optionally comprises an N-oxide on any ring-forming nitrogen.

In some embodiments,

X is N or CR³;

R¹ is selected from H, C₁₋₆ alkyl, C₂₋₆ alkenyl, C₂₋₆ alkynyl, and C₁₋₆ haloalkyl;

R² is selected from H, D, halo, C₁₋₆ alkyl, C₁₋₆ haloalkyl, C₂₋₆ alkenyl, C₂₋₆ alkynyl, C₆₋₁₄ aryl, C₃₋₁₄ cycloalkyl, 5-14 membered heteroaryl, 4-14 membered heterocycloalkyl, C₆₋₁₄

- aryl-C₁₋₆ alkyl-, C₃₋₁₄ cycloalkyl-C₁₋₆ alkyl-, (5-14 membered heteroaryl)-C₁₋₆ alkyl-, (4-14 membered heterocycloalkyl)-C₁₋₆ alkyl-, CN, NO₂, OR^{a2}, SR^{a2}, NHOR^{a2}, C(O)R^{b2}, C(O)NR^{c2}R^{d2}, C(O)NR^{c2}(OR^{a2}), C(O)OR^{a2}, OC(O)R^{b2}, OC(O)NR^{c2}R^{d2}, NR^{c2}R^{d2}, NR^{c2}NR^{c2}R^{d2}, NR^{c2}C(O)R^{b2}, NR^{c2}C(O)OR^{a2}, NR^{c2}C(O)NR^{c2}R^{d2}, C(=NR^{e2})R^{b2}, C(=NR^{e2})NR^{c2}R^{d2}, NR^{c2}C(=NR^{e2})NR^{c2}R^{d2}, NR^{c2}C(=NR^{e2})R^{b2}, NR^{c2}S(O)NR^{c2}R^{d2}, NR^{c2}S(O)R^{b2}, NR^{c2}S(O)₂R^{b2}, NR^{c2}S(O)(=NR^{e2})R^{b2}, NR^{c2}S(O)₂NR^{c2}R^{d2}, S(O)R^{b2}, S(O)NR^{c2}R^{d2}, S(O)₂R^{b2}, S(O)₂NR^{c2}R^{d2}, OS(O)(=NR^{e2})R^{b2}, OS(O)₂R^{b2}, SF₅, P(O)R^{f2}R^{g2}, OP(O)(OR^{h2})(ORⁱ²), P(O)(OR^{h2})(ORⁱ²), and BR^{j2}R^{k2}, wherein the C₁₋₆ alkyl, C₂₋₆ alkenyl, C₂₋₆ alkynyl, C₆₋₁₄ aryl, C₃₋₁₄ cycloalkyl, 5-14 membered heteroaryl, 4-14 membered heterocycloalkyl, C₆₋₁₄ aryl-C₁₋₆ alkyl-, C₃₋₁₄ cycloalkyl-C₁₋₆ alkyl-, (5-14 membered heteroaryl)-C₁₋₆ alkyl-, and (4-14 membered heterocycloalkyl)-C₁₋₆ alkyl- of R² are each optionally substituted with 1, 2, 3, 4, 5, 6, 7, or 8 independently selected R^C substituents;

- R³ is selected from H, D, halo, C₁₋₆ alkyl, C₁₋₆ haloalkyl, C₂₋₆ alkenyl, C₂₋₆ alkynyl, C₆₋₁₄ aryl, C₃₋₁₄ cycloalkyl, 5-14 membered heteroaryl, 4-14 membered heterocycloalkyl, C₆₋₁₄ aryl-C₁₋₆ alkyl-, C₃₋₁₄ cycloalkyl-C₁₋₆ alkyl-, (5-14 membered heteroaryl)-C₁₋₆ alkyl-, (4-14 membered heterocycloalkyl)-C₁₋₆ alkyl-, CN, NO₂, OR^{a3}, SR^{a3}, NHOR^{a3}, C(O)R^{b3}, C(O)NR^{c3}R^{d3}, C(O)NR^{c3}(OR^{a3}), C(O)OR^{a3}, OC(O)R^{b3}, OC(O)NR^{c3}R^{d3}, NR^{c3}R^{d3}, NR^{c3}NR^{c3}R^{d3}, NR^{c3}C(O)R^{b3}, NR^{c3}C(O)OR^{a3}, NR^{c3}C(O)NR^{c3}R^{d3}, C(=NR^{e3})R^{b3}, C(=NR^{e3})NR^{c3}R^{d3}, NR^{c3}C(=NR^{e3})NR^{c3}R^{d3}, NR^{c3}C(=NR^{e3})R^{b3}, NR^{c3}S(O)NR^{c3}R^{d3}, NR^{c3}S(O)R^{b3}, NR^{c3}S(O)₂R^{b3}, NR^{c3}S(O)(=NR^{e3})R^{b3}, NR^{c3}S(O)₂NR^{c3}R^{d3}, S(O)R^{b3}, S(O)NR^{c3}R^{d3}, S(O)₂R^{b3}, S(O)₂NR^{c3}R^{d3}, OS(O)(=NR^{e3})R^{b3}, OS(O)₂R^{b3}, SF₅, P(O)R^{f3}R^{g3}, OP(O)(OR^{h3})(ORⁱ³), P(O)(OR^{h3})(ORⁱ³), and BR^{j3}R^{k3}, wherein the C₁₋₆ alkyl, C₂₋₆ alkenyl, C₂₋₆ alkynyl, C₆₋₁₄ aryl, C₃₋₁₄ cycloalkyl, 5-14 membered heteroaryl, 4-14 membered heterocycloalkyl, C₆₋₁₄ aryl-C₁₋₆ alkyl-, C₃₋₁₄ cycloalkyl-C₁₋₆ alkyl-, (5-14 membered heteroaryl)-C₁₋₆ alkyl-, and (4-14 membered heterocycloalkyl)-C₁₋₆ alkyl- of R³ are each optionally substituted with 1, 2, 3, 4, 5, 6, 7, or 8 independently selected R^D substituents;

- Cy¹ is C₆₋₁₄ aryl, C₃₋₁₄ cycloalkyl, 5-14 membered heteroaryl, or 4-14 membered heterocycloalkyl, wherein the C₆₋₁₄ aryl, C₃₋₁₄ cycloalkyl, 5-14 membered heteroaryl, or 4-14 membered heterocycloalkyl is optionally substituted with 1, 2, 3, 4, 5, 6, 7, or 8 independently selected R^E substituents;

provided that when X is N and Cy¹ is 4-14 membered heterocycloalkyl, then the 4-14 membered heterocycloalkyl of Cy¹ is other than unsubstituted morpholinyl;

Cy² is C₆₋₁₄ aryl, C₃₋₁₄ cycloalkyl, 5-14 membered heteroaryl, or 4-14 membered heterocycloalkyl, wherein the C₆₋₁₄ aryl, C₃₋₁₄ cycloalkyl, 5-14 membered heteroaryl, or 4-14

2022283611 05 Dec 2022

membered heterocycloalkyl is optionally substituted with 1, 2, 3, 4, 5, 6, 7, or 8 independently selected R^F substituents;

each R^{a2} , R^{c2} , R^{d2} , R^{a3} , R^{c3} , and R^{d3} is independently selected from H, C_{1-6} alkyl, C_{1-6} haloalkyl, C_{2-6} alkenyl, C_{2-6} alkynyl, C_{6-14} aryl, C_{3-14} cycloalkyl, 5-14 membered heteroaryl, 4-14 membered heterocycloalkyl, C_{6-14} aryl- C_{1-6} alkyl-, C_{3-14} cycloalkyl- C_{1-6} alkyl-, (5-14 membered heteroaryl)- C_{1-6} alkyl-, and (4-14 membered heterocycloalkyl)- C_{1-6} alkyl-, wherein the C_{1-6} alkyl, C_{2-6} alkenyl, C_{2-6} alkynyl, C_{6-14} aryl, C_{3-14} cycloalkyl, 5-14 membered heteroaryl, 4-14 membered heterocycloalkyl, C_{6-14} aryl- C_{1-6} alkyl-, C_{3-14} cycloalkyl- C_{1-6} alkyl-, (5-14 membered heteroaryl)- C_{1-6} alkyl-, and (4-14 membered heterocycloalkyl)- C_{1-6} alkyl- of R^{a2} , R^{c2} , R^{d2} , R^{a3} , R^{c3} , and R^{d3} are each optionally substituted with 1, 2, 3, 4, 5, 6, 7, or 8 independently selected R^G substituents;

or any R^{c2} and R^{d2} attached to the same N atom, together with the N atom to which they are attached, form a 5- or 6-membered heteroaryl or a 4-14 membered heterocycloalkyl group, wherein the 5- or 6-membered heteroaryl or 4-14 membered heterocycloalkyl group is optionally substituted with 1, 2, 3, or 4 independently selected R^G substituents;

or any R^{c3} and R^{d3} attached to the same N atom, together with the N atom to which they are attached, form a 5- or 6-membered heteroaryl or a 4-14 membered heterocycloalkyl group, wherein the 5- or 6-membered heteroaryl or 4-14 membered heterocycloalkyl group is optionally substituted with 1, 2, 3, or 4 independently selected R^G substituents;

each R^{b2} , and R^{b3} is independently selected from H, C_{1-6} alkyl, C_{1-6} haloalkyl, C_{2-6} alkenyl, C_{2-6} alkynyl, C_{6-14} aryl, C_{3-14} cycloalkyl, 5-14 membered heteroaryl, 4-14 membered heterocycloalkyl, C_{6-14} aryl- C_{1-6} alkyl-, C_{3-14} cycloalkyl- C_{1-6} alkyl-, (5-14 membered heteroaryl)- C_{1-6} alkyl-, and (4-14 membered heterocycloalkyl)- C_{1-6} alkyl-, wherein the C_{1-6} alkyl, C_{2-6} alkenyl, C_{2-6} alkynyl, C_{6-14} aryl, C_{3-14} cycloalkyl, 5-14 membered heteroaryl, 4-14 membered heterocycloalkyl, C_{6-14} aryl- C_{1-6} alkyl-, C_{3-14} cycloalkyl- C_{1-6} alkyl-, (5-14 membered heteroaryl)- C_{1-6} alkyl-, and (4-14 membered heterocycloalkyl)- C_{1-6} alkyl- of R^{b2} and R^{b3} are each optionally substituted with 1, 2, 3, 4, 5, 6, 7, or 8 independently selected R^G substituents;

each R^{e2} and R^{e3} is independently selected from H, OH, CN, C_{1-6} alkyl, C_{1-6} alkoxy, C_{1-6} haloalkyl, C_{1-6} haloalkoxy, C_{2-6} alkenyl, C_{2-6} alkynyl, C_{6-14} aryl, C_{3-14} cycloalkyl, 5-14 membered heteroaryl, 4-14 membered heterocycloalkyl, C_{6-14} aryl- C_{1-6} alkyl-, C_{3-14} cycloalkyl- C_{1-6} alkyl-, (5-14 membered heteroaryl)- C_{1-6} alkyl-, and (4-14 membered heterocycloalkyl)- C_{1-6} alkyl-;

each R^{f2} , R^{f3} , and R^{f3} is independently selected from H, C_{1-6} alkyl, C_{1-6} alkoxy, C_{1-6} haloalkyl, C_{1-6} haloalkoxy, C_{2-6} alkenyl, C_{2-6} alkynyl, C_{6-14} aryl, C_{3-14} cycloalkyl, 5-14

2022283611 05 Dec 2022

membered heteroaryl, 4-14 membered heterocycloalkyl, C₆₋₁₄ aryl-C₁₋₆ alkyl-, C₃₋₁₄ cycloalkyl-C₁₋₆ alkyl-, (5-14 membered heteroaryl)-C₁₋₆ alkyl-, and (4-14 membered heterocycloalkyl)-C₁₋₆ alkyl-;

each R^{h2}, Rⁱ², R^{h3}, and Rⁱ³ is independently selected from H, C₁₋₆ alkyl, C₁₋₆ haloalkyl, C₂₋₆ alkenyl, C₂₋₆ alkynyl, C₆₋₁₄ aryl, C₃₋₁₄ cycloalkyl, 5-14 membered heteroaryl, 4-14 membered heterocycloalkyl, C₆₋₁₄ aryl-C₁₋₆ alkyl-, C₃₋₁₄ cycloalkyl-C₁₋₆ alkyl-, (5-14 membered heteroaryl)-C₁₋₆ alkyl-, and (4-14 membered heterocycloalkyl)-C₁₋₆ alkyl-;

each R^{j2}, R^{k2}, R^{j3}, and R^{k3} is independently selected from OH, C₁₋₆ alkoxy, and C₁₋₆ haloalkoxy;

or any R^{j2} and R^{k2} attached to the same B atom, together with the B atom to which they are attached, form a 5- or 6-membered heterocycloalkyl group optionally substituted with 1, 2, 3, or 4 substituents independently selected from C₁₋₆ alkyl and C₁₋₆ haloalkyl;

or any R^{j3} and R^{k3} attached to the same B atom, together with the B atom to which they are attached, form a 5- or 6-membered heterocycloalkyl group optionally substituted with 1, 2, 3, or 4 substituents independently selected from C₁₋₆ alkyl and C₁₋₆ haloalkyl;

each R^C, R^D, R^E, R^F, and R^G is independently selected from D, halo, oxo, C₁₋₆ alkyl, C₁₋₆ haloalkyl, C₂₋₆ alkenyl, C₂₋₆ alkynyl, C₆₋₁₄ aryl, C₃₋₁₄ cycloalkyl, 5-14 membered heteroaryl, 4-14 membered heterocycloalkyl, C₆₋₁₄ aryl-C₁₋₆ alkyl-, C₃₋₁₄ cycloalkyl-C₁₋₆ alkyl-, (5-14 membered heteroaryl)-C₁₋₆ alkyl-, (4-14 membered heterocycloalkyl)-C₁₋₆ alkyl-, CN, NO₂, OR^{a4}, SR^{a4}, NHOR^{a4}, C(O)R^{b4}, C(O)NR^{c4}R^{d4}, C(O)NR^{c4}(OR^{a4}), C(O)OR^{a4}, OC(O)R^{b4}, OC(O)NR^{c4}R^{d4}, NR^{c4}R^{d4}, NR^{c4}NR^{c4}R^{d4}, NR^{c4}C(O)R^{b4}, NR^{c4}C(O)OR^{a4}, NR^{c4}C(O)NR^{c4}R^{d4}, C(=NR^{e4})R^{b4}, C(=NR^{e4})NR^{c4}R^{d4}, NR^{c4}C(=NR^{e4})NR^{c4}R^{d4}, NR^{c4}C(=NR^{e4})R^{b4}, NR^{c4}S(O)R^{b4}, NR^{c4}S(O)NR^{c4}R^{d4}, NR^{c4}S(O)₂R^{b4}, NR^{c4}S(O)(=NR^{e4})R^{b4}, NR^{c4}S(O)₂NR^{c4}R^{d4}, S(O)R^{b4}, S(O)NR^{c4}R^{d4}, S(O)₂R^{b4}, S(O)₂NR^{c4}R^{d4}, OS(O)(=NR^{e4})R^{b4}, OS(O)₂R^{b4}, SF₅, P(O)R^{f4}R^{g4}, OP(O)(OR^{h4})(ORⁱ⁴), P(O)(OR^{h4})(ORⁱ⁴), and BR^{j4}R^{k4}, wherein the C₁₋₆ alkyl, C₂₋₆ alkenyl, C₂₋₆ alkynyl, C₆₋₁₄ aryl, C₃₋₁₄ cycloalkyl, 5-14 membered heteroaryl, 4-14 membered heterocycloalkyl, C₆₋₁₄ aryl-C₁₋₆ alkyl-, C₃₋₁₄ cycloalkyl-C₁₋₆ alkyl-, (5-14 membered heteroaryl)-C₁₋₆ alkyl-, and (4-14 membered heterocycloalkyl)-C₁₋₆ alkyl- of R^C, R^D, R^E, R^F, and R^G are each optionally substituted with 1, 2, 3, 4, 5, 6, 7, or 8 independently selected R^H substituents;

each R^{a4}, R^{c4}, and R^{d4} is independently selected from H, C₁₋₆ alkyl, C₁₋₆ haloalkyl, C₂₋₆ alkenyl, C₂₋₆ alkynyl, C₆₋₁₄ aryl, C₃₋₁₄ cycloalkyl, 5-14 membered heteroaryl, 4-14 membered heterocycloalkyl, C₆₋₁₄ aryl-C₁₋₆ alkyl-, C₃₋₁₄ cycloalkyl-C₁₋₆ alkyl-, (5-14 membered heteroaryl)-C₁₋₆ alkyl-, and (4-14 membered heterocycloalkyl)-C₁₋₆ alkyl-, wherein the C₁₋₆

2022283611 05 Dec 2022

alkyl, C₂₋₆ alkenyl, C₂₋₆ alkynyl, C₆₋₁₄ aryl, C₃₋₁₄ cycloalkyl, 5-14 membered heteroaryl, 4-14 membered heterocycloalkyl, C₆₋₁₄ aryl-C₁₋₆ alkyl-, C₃₋₁₄ cycloalkyl-C₁₋₆ alkyl-, (5-14 membered heteroaryl)-C₁₋₆ alkyl-, and (4-14 membered heterocycloalkyl)-C₁₋₆ alkyl- of R^{a4}, R^{c4}, and R^{d4} are each optionally substituted with 1, 2, 3, 4, 5, 6, 7, or 8 independently selected R^H

5 substituents;

or, any R^{c4} and R^{d4} attached to the same N atom, together with the N atom to which they are attached, optionally form a 5- or 6-membered heteroaryl or a 4-14 membered heterocycloalkyl group, wherein the 5- or 6-membered heteroaryl or 4-14 membered heterocycloalkyl group is optionally substituted with 1, 2, 3, or 4 independently selected R^H

10 substituents;

each R^{b4} is independently selected from H, C₁₋₆ alkyl, C₁₋₆ haloalkyl, C₂₋₆ alkenyl, C₂₋₆ alkynyl, C₆₋₁₄ aryl, C₃₋₁₄ cycloalkyl, 5-14 membered heteroaryl, 4-14 membered heterocycloalkyl, C₆₋₁₄ aryl-C₁₋₆ alkyl-, C₃₋₁₄ cycloalkyl-C₁₋₆ alkyl-, (5-14 membered heteroaryl)-C₁₋₆ alkyl-, and (4-14 membered heterocycloalkyl)-C₁₋₆ alkyl-, wherein the C₁₋₆ alkyl, C₂₋₆ alkenyl, C₂₋₆ alkynyl, C₆₋₁₄ aryl, C₃₋₁₄ cycloalkyl, 5-14 membered heteroaryl, 4-14 membered heterocycloalkyl, C₆₋₁₄ aryl-C₁₋₆ alkyl-, C₃₋₁₄ cycloalkyl-C₁₋₆ alkyl-, (5-14 membered heteroaryl)-C₁₋₆ alkyl-, and (4-14 membered heterocycloalkyl)-C₁₋₆ alkyl- of R^{b4} are each optionally substituted with 1, 2, 3, 4, 5, 6, 7, or 8 independently selected R^H substituents;

each R^{e4} is independently selected from H, OH, CN, C₁₋₆ alkyl, C₁₋₆ alkoxy, C₁₋₆ haloalkyl, C₁₋₆ haloalkoxy, C₂₋₆ alkenyl, C₂₋₆ alkynyl, C₆₋₁₄ aryl, C₃₋₁₄ cycloalkyl, 5-14 membered heteroaryl, 4-14 membered heterocycloalkyl, C₆₋₁₄ aryl-C₁₋₆ alkyl-, C₃₋₁₄ cycloalkyl-C₁₋₆ alkyl-, (5-14 membered heteroaryl)-C₁₋₆ alkyl-, and (4-14 membered heterocycloalkyl)-C₁₋₆ alkyl-;

each R^{f4} and R^{g4} is independently selected from H, C₁₋₆ alkyl, C₁₋₆ alkoxy, C₁₋₆ haloalkyl, C₁₋₆ haloalkoxy, C₂₋₆ alkenyl, C₂₋₆ alkynyl, C₆₋₁₄ aryl, C₃₋₁₄ cycloalkyl, 5-14 membered heteroaryl, 4-14 membered heterocycloalkyl, C₆₋₁₄ aryl-C₁₋₆ alkyl-, C₃₋₁₄ cycloalkyl-C₁₋₆ alkyl-, (5-14 membered heteroaryl)-C₁₋₆ alkyl-, and (4-14 membered heterocycloalkyl)-C₁₋₆ alkyl-;

each R^{h4} and Rⁱ⁴ is independently selected from H, C₁₋₆ alkyl, C₁₋₆ haloalkyl, C₂₋₆ alkenyl, C₂₋₆ alkynyl, C₆₋₁₄ aryl, C₃₋₁₄ cycloalkyl, 5-14 membered heteroaryl, 4-14 membered heterocycloalkyl, C₆₋₁₄ aryl-C₁₋₆ alkyl-, C₃₋₁₄ cycloalkyl-C₁₋₆ alkyl-, (5-14 membered heteroaryl)-C₁₋₆ alkyl-, and (4-14 membered heterocycloalkyl)-C₁₋₆ alkyl-;

each R^{j4} and R^{k4} is independently selected from OH, C₁₋₆ alkoxy, and C₁₋₆ haloalkoxy;

2022283611 05 Dec 2022

or, any R^{j4} and R^{k4} attached to the same B atom, together with the B atom to which they are attached, form a 5- or 6-membered heterocycloalkyl group optionally substituted with 1, 2, 3, or 4 substituents independently selected from C_{1-6} alkyl and C_{1-6} haloalkyl;

- each R^H is independently selected from D, halo, oxo, C_{1-6} alkyl, C_{1-6} haloalkyl, C_{2-6} alkenyl, C_{2-6} alkynyl, C_{6-14} aryl, C_{3-14} cycloalkyl, 5-14 membered heteroaryl, 4-14 membered heterocycloalkyl, C_{6-14} aryl- C_{1-6} alkyl-, C_{3-14} cycloalkyl- C_{1-6} alkyl-, (5-14 membered heteroaryl)- C_{1-6} alkyl-, (4-14 membered heterocycloalkyl)- C_{1-6} alkyl-, CN, NO_2 , OR^{a5} , SR^{a5} , $NHOR^{a5}$, $C(O)R^{b5}$, $C(O)NR^{c5}R^{d5}$, $C(O)NR^{c5}(OR^{a5})$, $C(O)OR^{a5}$, $OC(O)R^{b5}$, $OC(O)NR^{c5}R^{d5}$, $NR^{c5}R^{d5}$, $NR^{c5}NR^{c5}R^{d5}$, $NR^{c5}C(O)R^{b5}$, $NR^{c5}C(O)OR^{a5}$, $NR^{c5}C(O)NR^{c5}R^{d5}$, $C(=NR^{e5})R^{b5}$, $C(=NR^{e5})NR^{c5}R^{d5}$, $NR^{c5}C(=NR^{e5})NR^{c5}R^{d5}$, $NR^{c5}C(=NR^{e5})R^{b5}$, $NR^{c5}S(O)R^{b5}$, $NR^{c5}S(O)NR^{c5}R^{d5}$, $NR^{c5}S(O)_2R^{b5}$, $NR^{c5}S(O)(=NR^{e5})R^{b5}$, $NR^{c5}S(O)_2NR^{c5}R^{d5}$, $S(O)R^{b5}$, $S(O)NR^{c5}R^{d5}$, $S(O)_2R^{b5}$, $S(O)_2NR^{c5}R^{d5}$, $OS(O)(=NR^{e5})R^{b5}$, $OS(O)_2R^{b5}$, SF_5 , $P(O)R^{f5}R^{g5}$, $OP(O)(OR^{h5})(OR^{i5})$, $P(O)(OR^{h5})(OR^{i5})$, and $BR^{j5}R^{k5}$, wherein the C_{1-6} alkyl, C_{2-6} alkenyl, C_{2-6} alkynyl, C_{6-14} aryl, C_{3-14} cycloalkyl, 5-14 membered heteroaryl, 4-14 membered heterocycloalkyl, C_{6-14} aryl- C_{1-6} alkyl-, C_{3-14} cycloalkyl- C_{1-6} alkyl-, (5-14 membered heteroaryl)- C_{1-6} alkyl-, and (4-14 membered heterocycloalkyl)- C_{1-6} alkyl- of R^H are each optionally substituted with 1, 2, 3, or 4 independently selected R^I substituents;

- each R^{a5} , R^{c5} , and R^{d5} is independently selected from H, C_{1-6} alkyl, C_{1-6} haloalkyl, C_{2-6} alkenyl, C_{2-6} alkynyl, C_{6-14} aryl, C_{3-14} cycloalkyl, 5-14 membered heteroaryl, 4-14 membered heterocycloalkyl, C_{6-14} aryl- C_{1-6} alkyl-, C_{3-14} cycloalkyl- C_{1-6} alkyl-, (5-14 membered heteroaryl)- C_{1-6} alkyl-, and (4-14 membered heterocycloalkyl)- C_{1-6} alkyl-, wherein the C_{1-6} alkyl, C_{2-6} alkenyl, C_{2-6} alkynyl, C_{6-14} aryl, C_{3-14} cycloalkyl, 5-14 membered heteroaryl, 4-14 membered heterocycloalkyl, C_{6-14} aryl- C_{1-6} alkyl-, C_{3-14} cycloalkyl- C_{1-6} alkyl-, (5-14 membered heteroaryl)- C_{1-6} alkyl-, and (4-14 membered heterocycloalkyl)- C_{1-6} alkyl- of R^{a5} , R^{c5} , and R^{d5} are each optionally substituted with 1, 2, 3, or 4 independently selected R^I substituents;

- or any R^{c5} and R^{d5} attached to the same N atom, together with the N atom to which they are attached, form a 5- or 6-membered heteroaryl or a 4-14 membered heterocycloalkyl group, wherein the 5- or 6-membered heteroaryl or 4-14 membered heterocycloalkyl group is optionally substituted with 1, 2, 3, or 4 independently selected R^I substituents;
- each R^{b5} is independently selected from H, C_{1-6} alkyl, C_{1-6} haloalkyl, C_{2-6} alkenyl, C_{2-6} alkynyl, C_{6-14} aryl, C_{3-14} cycloalkyl, 5-14 membered heteroaryl, 4-14 membered heterocycloalkyl, C_{6-14} aryl- C_{1-6} alkyl-, C_{3-14} cycloalkyl- C_{1-6} alkyl-, (5-14 membered heteroaryl)- C_{1-6} alkyl-, and (4-14 membered heterocycloalkyl)- C_{1-6} alkyl-, wherein the C_{1-6} alkyl, C_{2-6} alkenyl, C_{2-6} alkynyl, C_{6-14} aryl, C_{3-14} cycloalkyl, 5-14 membered heteroaryl, 4-14

membered heterocycloalkyl, C₆₋₁₄ aryl-C₁₋₆ alkyl-, C₃₋₁₄ cycloalkyl-C₁₋₆ alkyl-, (5-14 membered heteroaryl)-C₁₋₆ alkyl-, and (4-14 membered heterocycloalkyl)-C₁₋₆ alkyl- of R^{b5} are each optionally substituted with 1, 2, 3, or 4 independently selected Rⁱ substituents;

each R^{b5} is independently selected from H, OH, CN, C₁₋₆ alkyl, C₁₋₆ alkoxy, C₁₋₆

5 haloalkyl, C₁₋₆ haloalkoxy, C₂₋₆ alkenyl, C₂₋₆ alkynyl, C₆₋₁₄ aryl, C₃₋₁₄ cycloalkyl, 5-14 membered heteroaryl, 4-14 membered heterocycloalkyl, C₆₋₁₄ aryl-C₁₋₆ alkyl-, C₃₋₁₄ cycloalkyl-C₁₋₆ alkyl-, (5-14 membered heteroaryl)-C₁₋₆ alkyl-, and (4-14 membered heterocycloalkyl)-C₁₋₆ alkyl-;

each R^{f5} and R^{g5} is independently selected from H, C₁₋₆ alkyl, C₁₋₆ alkoxy, C₁₋₆

10 haloalkyl, C₁₋₆ haloalkoxy, C₂₋₆ alkenyl, C₂₋₆ alkynyl, C₆₋₁₄ aryl, C₃₋₁₄ cycloalkyl, 5-14 membered heteroaryl, 4-14 membered heterocycloalkyl, C₆₋₁₄ aryl-C₁₋₆ alkyl-, C₃₋₁₄ cycloalkyl-C₁₋₆ alkyl-, (5-14 membered heteroaryl)-C₁₋₆ alkyl-, and (4-14 membered heterocycloalkyl)-C₁₋₆ alkyl-;

each R^{h5} and Rⁱ⁵ is independently selected from H, C₁₋₆ alkyl, C₁₋₆ haloalkyl, C₂₋₆

15 alkenyl, C₂₋₆ alkynyl, C₆₋₁₄ aryl, C₃₋₁₄ cycloalkyl, 5-14 membered heteroaryl, 4-14 membered heterocycloalkyl, C₆₋₁₄ aryl-C₁₋₆ alkyl-, C₃₋₁₄ cycloalkyl-C₁₋₆ alkyl-, (5-14 membered heteroaryl)-C₁₋₆ alkyl-, and (4-14 membered heterocycloalkyl)-C₁₋₆ alkyl-;

each R^{j5} and R^{k5} is independently selected from OH, C₁₋₆ alkoxy, and C₁₋₆ haloalkoxy;

or, any R^{j5} and R^{k5} attached to the same B atom, together with the B atom to which

20 they are attached, form a 5- or 6-membered heterocycloalkyl group optionally substituted with 1, 2, 3, or 4 substituents independently selected from C₁₋₆ alkyl and C₁₋₆ haloalkyl;

each R^l is independently selected from D, halo, oxo, C₁₋₆ alkyl, C₁₋₆ haloalkyl, C₂₋₆ alkenyl, C₂₋₆ alkynyl, C₆₋₁₄ aryl, C₃₋₁₄ cycloalkyl, 5-14 membered heteroaryl, 4-14 membered heterocycloalkyl, C₆₋₁₄ aryl-C₁₋₆ alkyl-, C₃₋₁₄ cycloalkyl-C₁₋₆ alkyl-, (5-14 membered

25 heteroaryl)-C₁₋₆ alkyl-, and (4-14 membered heterocycloalkyl)-C₁₋₆ alkyl-, CN, NO₂, OR^{a6},

SR^{a6}, NHOR^{a6}, C(O)R^{b6}, C(O)NR^{c6}R^{d6}, C(O)NR^{c6}(OR^{a6}), C(O)OR^{a6}, OC(O)R^{b6},

OC(O)NR^{c6}R^{d6}, NR^{c6}R^{d6}, NR^{c6}NR^{c6}R^{d6}, NR^{c6}C(O)R^{b6}, NR^{c6}C(O)OR^{a6}, NR^{c6}C(O)NR^{c5}R^{d6},

C(=NR^{e6})R^{b6}, C(=NR^{e6})NR^{c6}R^{d6}, NR^{c6}C(=NR^{e6})NR^{c6}R^{d6}, NR^{c6}C(=NR^{e6})R^{b6}, NR^{c6}S(O)R^{b6},

NR^{c6}S(O)NR^{c6}R^{d6}, NR^{c6}S(O)₂R^{b6}, NR^{c6}S(O)(=NR^{e6})R^{b6}, NR^{c6}S(O)₂NR^{c6}R^{d6}, S(O)R^{b6},

30 S(O)NR^{c6}R^{d6}, S(O)₂R^{b6}, S(O)₂NR^{c6}R^{d6}, OS(O)(=NR^{e6})R^{b6}, OS(O)₂R^{b6}, SF₃, P(O)R^{f6}R^{g6},

OP(O)(OR^{h6})(ORⁱ⁶), P(O)(OR^{h6})(ORⁱ⁶), and BR^{j6}R^{k6}, wherein the C₁₋₆ alkyl, C₂₋₆ alkenyl, C₂₋₆

alkynyl, C₆₋₁₄ aryl, C₃₋₁₄ cycloalkyl, 5-14 membered heteroaryl, 4-14 membered

heterocycloalkyl, C₆₋₁₄ aryl-C₁₋₆ alkyl-, C₃₋₁₄ cycloalkyl-C₁₋₆ alkyl-, (5-14 membered

2022283611 05 Dec 2022

heteroaryl)-C₁₋₆ alkyl-, and (4-14 membered heterocycloalkyl)-C₁₋₆ alkyl- of R^I are each optionally substituted with 1, 2, 3, or 4 independently selected R^J substituents;

each R^{a6}, R^{c6}, and R^{d6} is independently selected from H, C₁₋₆ alkyl, C₁₋₆ haloalkyl, C₂₋₆ alkenyl, C₂₋₆ alkynyl, C₆₋₁₄ aryl, C₃₋₁₄ cycloalkyl, 5-14 membered heteroaryl, 4-14 membered heterocycloalkyl, C₆₋₁₄ aryl-C₁₋₆ alkyl-, C₃₋₁₄ cycloalkyl-C₁₋₆ alkyl-, (5-14 membered heteroaryl)-C₁₋₆ alkyl-, and (4-14 membered heterocycloalkyl)-C₁₋₆ alkyl-, wherein the C₁₋₆ alkyl, C₂₋₆ alkenyl, C₂₋₆ alkynyl, C₆₋₁₄ aryl, C₃₋₁₄ cycloalkyl, 5-14 membered heteroaryl, 4-14 membered heterocycloalkyl, C₆₋₁₄ aryl-C₁₋₆ alkyl-, C₃₋₁₄ cycloalkyl-C₁₋₆ alkyl-, (5-14 membered heteroaryl)-C₁₋₆ alkyl-, and (4-14 membered heterocycloalkyl)-C₁₋₆ alkyl- of R^{a6}, R^{c6}, and R^{d6} are each optionally substituted with 1, 2, 3, or 4 independently selected R^J substituents;

or any R^{c6} and R^{d6} attached to the same N atom, together with the N atom to which they are attached, form a 5- or 6-membered heteroaryl or a 4-14 membered heterocycloalkyl group, wherein the 5- or 6-membered heteroaryl or 4-14 membered heterocycloalkyl group is optionally substituted with 1, 2, 3, or 4 independently selected R^J substituents;

each R^{b6} is independently selected from H, C₁₋₆ alkyl, C₁₋₆ haloalkyl, C₂₋₆ alkenyl, C₂₋₆ alkynyl, C₆₋₁₄ aryl, C₃₋₁₄ cycloalkyl, 5-14 membered heteroaryl, 4-14 membered heterocycloalkyl, C₆₋₁₄ aryl-C₁₋₆ alkyl-, C₃₋₁₄ cycloalkyl-C₁₋₆ alkyl-, (5-14 membered heteroaryl)-C₁₋₆ alkyl-, and (4-14 membered heterocycloalkyl)-C₁₋₆ alkyl-, wherein the C₁₋₆ alkyl, C₂₋₆ alkenyl, C₂₋₆ alkynyl, C₆₋₁₄ aryl, C₃₋₁₄ cycloalkyl, 5-14 membered heteroaryl, 4-14 membered heterocycloalkyl, C₆₋₁₄ aryl-C₁₋₆ alkyl-, C₃₋₁₄ cycloalkyl-C₁₋₆ alkyl-, (5-14 membered heteroaryl)-C₁₋₆ alkyl-, and (4-14 membered heterocycloalkyl)-C₁₋₆ alkyl- of R^{b6} are each optionally substituted with 1, 2, 3, or 4 independently selected R^J substituents;

each R^{e6} is independently selected from H, OH, CN, C₁₋₆ alkyl, C₁₋₆ alkoxy, C₁₋₆ haloalkyl, C₁₋₆ haloalkoxy, C₂₋₆ alkenyl, C₂₋₆ alkynyl, C₆₋₁₄ aryl, C₃₋₁₄ cycloalkyl, 5-14 membered heteroaryl, 4-14 membered heterocycloalkyl, C₆₋₁₄ aryl-C₁₋₆ alkyl-, C₃₋₁₄ cycloalkyl-C₁₋₆ alkyl-, (5-14 membered heteroaryl)-C₁₋₆ alkyl-, and (4-14 membered heterocycloalkyl)-C₁₋₆ alkyl-;

each R^{f6} and R^{g6} is independently selected from H, C₁₋₆ alkyl, C₁₋₆ alkoxy, C₁₋₆ haloalkyl, C₁₋₆ haloalkoxy, C₂₋₆ alkenyl, C₂₋₆ alkynyl, C₆₋₁₄ aryl, C₃₋₁₄ cycloalkyl, 5-14 membered heteroaryl, 4-14 membered heterocycloalkyl, C₆₋₁₄ aryl-C₁₋₆ alkyl-, C₃₋₁₄ cycloalkyl-C₁₋₆ alkyl-, (5-14 membered heteroaryl)-C₁₋₆ alkyl-, and (4-14 membered heterocycloalkyl)-C₁₋₆ alkyl-;

each R^{h6} and Rⁱ⁶ is independently selected from H, C₁₋₆ alkyl, C₁₋₆ haloalkyl, C₂₋₆ alkenyl, C₂₋₆ alkynyl, C₆₋₁₄ aryl, C₃₋₁₄ cycloalkyl, 5-14 membered heteroaryl, 4-14 membered

2022283611 05 Dec 2022

heterocycloalkyl, C₆₋₁₄ aryl-C₁₋₆ alkyl-, C₃₋₁₄ cycloalkyl-C₁₋₆ alkyl-, (5-14 membered heteroaryl)-C₁₋₆ alkyl-, and (4-14 membered heterocycloalkyl)-C₁₋₆ alkyl-;

each R^{j6} and R^{k6} is independently selected from OH, C₁₋₆ alkoxy, and C₁₋₆ haloalkoxy;

or, any R^{j6} and R^{k6} attached to the same B atom, together with the B atom to which

- 5 they are attached, form a 5- or 6-membered heterocycloalkyl group optionally substituted with 1, 2, 3, or 4 substituents independently selected from C₁₋₆ alkyl and C₁₋₆ haloalkyl;

each R^j is independently selected from D, halo, oxo, C₁₋₆ alkyl, C₁₋₆ haloalkyl, C₂₋₆

- 10 alkenyl, C₂₋₆ alkynyl, C₆₋₁₄ aryl, C₃₋₁₄ cycloalkyl, 5-14 membered heteroaryl, 4-14 membered heterocycloalkyl, C₆₋₁₄ aryl-C₁₋₆ alkyl-, C₃₋₁₄ cycloalkyl-C₁₋₆ alkyl-, (5-14 membered heteroaryl)-C₁₋₆ alkyl-, and (4-14 membered heterocycloalkyl)-C₁₋₆ alkyl-, CN, NO₂, OR^{a7}, SR^{a7}, NHOR^{a7}, C(O)R^{b7}, C(O)NR^{c7}R^{d7}, C(O)NR^{c7}(OR^{a7}), C(O)OR^{a7}, OC(O)R^{b7}, OC(O)NR^{c7}R^{d7}, NR^{c7}R^{d7}, NR^{c7}NR^{c7}R^{d7}, NR^{c7}C(O)R^{b7}, NR^{c7}C(O)OR^{a7}, NR^{c7}C(O)NR^{c7}R^{d7}, C(=NR^{e7})R^{b7}, C(=NR^{e7})NR^{c7}R^{d7}, NR^{c7}C(=NR^{e7})NR^{c7}R^{d7}, NR^{c7}C(=NR^{e7})R^{b7}, NR^{c7}S(O)R^{b7}, NR^{c7}S(O)NR^{c7}R^{d7}, NR^{c7}S(O)₂R^{b7}, NR^{c7}S(O)(=NR^{e7})R^{b7}, NR^{c7}S(O)₂NR^{c7}R^{d7}, S(O)R^{b7}, S(O)NR^{c7}R^{d7}, S(O)₂R^{b7}, S(O)₂NR^{c7}R^{d7}, OS(O)(=NR^{e7})R^{b7}, OS(O)₂R^{b7}, SF₅, P(O)R^{f7}R^{g7}, OP(O)(OR^{h7})(ORⁱ⁷), P(O)(OR^{h7})(ORⁱ⁷), and BR^{j7}R^{k7}, wherein the C₁₋₆ alkyl, C₂₋₆ alkenyl, C₂₋₆ alkynyl, C₆₋₁₄ aryl, C₃₋₁₄ cycloalkyl, 5-14 membered heteroaryl, 4-14 membered heterocycloalkyl, C₆₋₁₄ aryl-C₁₋₆ alkyl-, C₃₋₁₄ cycloalkyl-C₁₋₆ alkyl-, (5-14 membered heteroaryl)-C₁₋₆ alkyl-, and (4-14 membered heterocycloalkyl)-C₁₋₆ alkyl- of R^j are each optionally substituted with 1, 2, 3, or 4 independently selected R^k substituents;

- each R^{a7}, R^{c7}, and R^{d7} is independently selected from H, C₁₋₆ alkyl, C₁₋₆ haloalkyl, C₂₋₆ alkenyl, C₂₋₆ alkynyl, C₆₋₁₄ aryl, C₃₋₁₄ cycloalkyl, 5-14 membered heteroaryl, 4-14 membered heterocycloalkyl, C₆₋₁₄ aryl-C₁₋₆ alkyl-, C₃₋₁₄ cycloalkyl-C₁₋₆ alkyl-, (5-14 membered heteroaryl)-C₁₋₆ alkyl-, and (4-14 membered heterocycloalkyl)-C₁₋₆ alkyl- wherein the C₁₋₆ alkyl, C₂₋₆ alkenyl, C₂₋₆ alkynyl, C₆₋₁₄ aryl, C₃₋₁₄ cycloalkyl, 5-14 membered heteroaryl, 4-14 membered heterocycloalkyl, C₆₋₁₄ aryl-C₁₋₆ alkyl-, C₃₋₁₄ cycloalkyl-C₁₋₆ alkyl-, (5-14 membered heteroaryl)-C₁₋₆ alkyl-, and (4-14 membered heterocycloalkyl)-C₁₋₆ alkyl- of R^{a7}, R^{c7}, and R^{d7} are each optionally substituted with 1, 2, 3, or 4 independently selected R^k substituents;

- or any R^{c7} and R^{d7} attached to the same N atom, together with the N atom to which they are attached, form a 5- or 6-membered heteroaryl or a 4-14 membered heterocycloalkyl group, wherein the 5- or 6-membered heteroaryl or 4-14 membered heterocycloalkyl group is optionally substituted with 1, 2, 3, or 4 independently selected R^k substituents;

each R^{b7} is independently selected from H, C₁₋₆ alkyl, C₁₋₆ haloalkyl, C₂₋₆ alkenyl, C₂₋₆ alkynyl, C₆₋₁₄ aryl, C₃₋₁₄ cycloalkyl, 5-14 membered heteroaryl, 4-14 membered

2022283611 05 Dec 2022

heterocycloalkyl, C₆₋₁₄ aryl-C₁₋₆ alkyl-, C₃₋₁₄ cycloalkyl-C₁₋₆ alkyl-, (5-14 membered heteroaryl)-C₁₋₆ alkyl-, and (4-14 membered heterocycloalkyl)-C₁₋₆ alkyl-, wherein the C₁₋₆ alkyl, C₂₋₆ alkenyl, C₂₋₆ alkynyl, C₆₋₁₄ aryl, C₃₋₁₄ cycloalkyl, 5-14 membered heteroaryl, 4-14 membered heterocycloalkyl, C₆₋₁₄ aryl-C₁₋₆ alkyl-, C₃₋₁₄ cycloalkyl-C₁₋₆ alkyl-, (5-14 membered heteroaryl)-C₁₋₆ alkyl-, and (4-14 membered heterocycloalkyl)-C₁₋₆ alkyl- of R^{b7} are each optionally substituted with 1, 2, 3, or 4 independently selected R^k substituents;

each R^{g7} is independently selected from H, OH, CN, C₁₋₆ alkyl, C₂₋₆ alkenyl, C₁₋₆ alkoxy, C₁₋₆ haloalkyl, C₁₋₆ haloalkoxy, C₂₋₆ alkynyl, C₆₋₁₄ aryl, C₃₋₁₄ cycloalkyl, 5-14 membered heteroaryl, and 4-14 membered heterocycloalkyl;

each R^{f7} and R^{g7} is independently selected from H, C₁₋₆ alkyl, C₁₋₆ alkoxy, C₁₋₆ haloalkyl, C₁₋₆ haloalkoxy, C₂₋₆ alkenyl, C₂₋₆ alkynyl, C₆₋₁₄ aryl, C₃₋₁₄ cycloalkyl, 5-14 membered heteroaryl, 4-14 membered heterocycloalkyl, C₆₋₁₄ aryl-C₁₋₆ alkyl-, C₃₋₁₄ cycloalkyl-C₁₋₆ alkyl-, (5-14 membered heteroaryl)-C₁₋₆ alkyl-, and (4-14 membered heterocycloalkyl)-C₁₋₆ alkyl-;

each R^{h7} and Rⁱ⁷ is independently selected from H, C₁₋₆ alkyl, C₁₋₆ haloalkyl, C₂₋₆ alkenyl, C₂₋₆ alkynyl, C₆₋₁₄ aryl, C₃₋₁₄ cycloalkyl, 5-14 membered heteroaryl, 4-14 membered heterocycloalkyl, C₆₋₁₄ aryl-C₁₋₆ alkyl-, C₃₋₁₄ cycloalkyl-C₁₋₆ alkyl-, (5-14 membered heteroaryl)-C₁₋₆ alkyl-, and (4-14 membered heterocycloalkyl)-C₁₋₆ alkyl-;

each R^{j7} and R^{k7} is independently selected from OH, C₁₋₆ alkoxy, and C₁₋₆ haloalkoxy;

or, any Rⁱ⁷ and R^{k7} attached to the same B atom, together with the B atom to which they are attached, form a 5- or 6-membered heterocycloalkyl group optionally substituted with 1, 2, 3, or 4 substituents independently selected from C₁₋₆ alkyl and C₁₋₆ haloalkyl;

each R^k is independently selected from H, D, OH, halo, oxo, CN, C(O)OH, NH₂, NO₂, SF₅, C₁₋₆ alkyl, C₁₋₆ alkoxy, C₁₋₆ haloalkoxy, C₁₋₆ haloalkyl, C₂₋₆ alkenyl, C₂₋₆ alkynyl, C₆₋₁₄ aryl, C₃₋₁₄ cycloalkyl, 5-14 membered heteroaryl, 4-14 membered heterocycloalkyl, C₆₋₁₄ aryl-C₁₋₆ alkyl-, C₃₋₁₄ cycloalkyl-C₁₋₆ alkyl-, (5-14 membered heteroaryl)-C₁₋₆ alkyl-, and (4-14 membered heterocycloalkyl)-C₁₋₆ alkyl-; and

wherein any heteroaryl group of any of the above-recited substituents optionally comprises an N-oxide on any ring-forming nitrogen.

In some embodiments,

X is CR³;

R¹ is selected from H, C₁₋₆ alkyl, C₁₋₆ haloalkyl, C₂₋₆ alkenyl, C₂₋₆ alkynyl, C₆₋₁₄ aryl, C₃₋₁₄ cycloalkyl, 5-14 membered heteroaryl, 4-14 membered heterocycloalkyl, C₆₋₁₄ aryl-C₁₋₆ alkyl-, C₃₋₁₄ cycloalkyl-C₁₋₆ alkyl-, (5-14 membered heteroaryl)-C₁₋₆ alkyl-, (4-14 membered

heterocycloalkyl)-C₁₋₆ alkyl-, OR^{a1}, C(O)R^{b1}, C(O)NR^{c1}R^{d1}, C(O)OR^{a1}, C(=NR^{e1})R^{b1},
C(=NR^{e1})NR^{c1}R^{d1}, S(O)R^{b1}, S(O)NR^{c1}R^{d1}, S(O)₂R^{b1}, and S(O)₂NR^{c1}R^{d1}, wherein the C₁₋₆
alkyl, C₂₋₆ alkenyl, C₂₋₆ alkynyl, C₆₋₁₄ aryl, C₃₋₁₄ cycloalkyl, 5-14 membered heteroaryl, 4-14
membered heterocycloalkyl, C₆₋₁₄ aryl-C₁₋₆ alkyl-, C₃₋₁₄ cycloalkyl-C₁₋₆ alkyl-, (5-14 membered
heteroaryl)-C₁₋₆ alkyl-, and (4-14 membered heterocycloalkyl)-C₁₋₆ alkyl- of R¹ are each
optionally substituted with 1, 2, 3, 4, 5, 6, 7, or 8 independently selected R^B substituents;

R² is selected from H, D, halo, C₁₋₆ alkyl, C₁₋₆ haloalkyl, C₂₋₆ alkenyl, C₂₋₆ alkynyl, C₆₋₁₄
aryl, C₃₋₁₄ cycloalkyl, 5-14 membered heteroaryl, 4-14 membered heterocycloalkyl, C₆₋₁₄
aryl-C₁₋₆ alkyl-, C₃₋₁₄ cycloalkyl-C₁₋₆ alkyl-, (5-14 membered heteroaryl)-C₁₋₆ alkyl-, (4-14
membered heterocycloalkyl)-C₁₋₆ alkyl-, CN, NO₂, OR^{a2}, SR^{a2}, NHOR^{a2}, C(O)R^{b2},
C(O)NR^{c2}R^{d2}, C(O)NR^{c2}(OR^{a2}), C(O)OR^{a2}, OC(O)R^{b2}, OC(O)NR^{c2}R^{d2}, NR^{c2}R^{d2},
NR^{c2}NR^{c2}R^{d2}, NR^{c2}C(O)R^{b2}, NR^{c2}C(O)OR^{a2}, NR^{c2}C(O)NR^{c2}R^{d2}, C(=NR^{e2})R^{b2},
C(=NR^{e2})NR^{c2}R^{d2}, NR^{c2}C(=NR^{e2})NR^{c2}R^{d2}, NR^{c2}C(=NR^{e2})R^{b2}, NR^{c2}S(O)NR^{c2}R^{d2},
NR^{c2}S(O)R^{b2}, NR^{c2}S(O)₂R^{b2}, NR^{c2}S(O)(=NR^{e2})R^{b2}, NR^{c2}S(O)₂NR^{c2}R^{d2}, S(O)R^{b2},
S(O)NR^{c2}R^{d2}, S(O)₂R^{b2}, S(O)₂NR^{c2}R^{d2}, OS(O)(=NR^{e2})R^{b2}, OS(O)₂R^{b2}, SF₅, P(O)Rⁱ²R^{g2},
OP(O)(OR^{h2})(ORⁱ²), P(O)(OR^{h2})(ORⁱ²), and BR^{j2}R^{k2}, wherein the C₁₋₆ alkyl, C₂₋₆ alkenyl, C₂₋₆
alkynyl, C₆₋₁₄ aryl, C₃₋₁₄ cycloalkyl, 5-14 membered heteroaryl, 4-14 membered
heterocycloalkyl, C₆₋₁₄ aryl-C₁₋₆ alkyl-, C₃₋₁₄ cycloalkyl-C₁₋₆ alkyl-, (5-14 membered
heteroaryl)-C₁₋₆ alkyl-, and (4-14 membered heterocycloalkyl)-C₁₋₆ alkyl- of R² are each
optionally substituted with 1, 2, 3, 4, 5, 6, 7, or 8 independently selected R^C substituents;

R³ is selected from H, D, halo, C₁₋₆ alkyl, C₁₋₆ haloalkyl, C₂₋₆ alkenyl, C₂₋₆ alkynyl, C₆₋₁₄
aryl, C₃₋₁₄ cycloalkyl, 5-14 membered heteroaryl, 4-14 membered heterocycloalkyl, C₆₋₁₄
aryl-C₁₋₆ alkyl-, C₃₋₁₄ cycloalkyl-C₁₋₆ alkyl-, (5-14 membered heteroaryl)-C₁₋₆ alkyl-, (4-14
membered heterocycloalkyl)-C₁₋₆ alkyl-, CN, NO₂, OR^{a3}, SR^{a3}, NHOR^{a3}, C(O)R^{b3},
C(O)NR^{c3}R^{d3}, C(O)NR^{c3}(OR^{a3}), C(O)OR^{a3}, OC(O)R^{b3}, OC(O)NR^{c3}R^{d3}, NR^{c3}R^{d3},
NR^{c3}NR^{c3}R^{d3}, NR^{c3}C(O)R^{b3}, NR^{c3}C(O)OR^{a3}, NR^{c3}C(O)NR^{c3}R^{d3}, C(=NR^{e3})R^{b3},
C(=NR^{e3})NR^{c3}R^{d3}, NR^{c3}C(=NR^{e3})NR^{c3}R^{d3}, NR^{c3}C(=NR^{e3})R^{b3}, NR^{c3}S(O)NR^{c3}R^{d3},
NR^{c3}S(O)R^{b3}, NR^{c3}S(O)₂R^{b3}, NR^{c3}S(O)(=NR^{e3})R^{b3}, NR^{c3}S(O)₂NR^{c3}R^{d3}, S(O)R^{b3},
S(O)NR^{c3}R^{d3}, S(O)₂R^{b3}, S(O)₂NR^{c3}R^{d3}, OS(O)(=NR^{e3})R^{b3}, OS(O)₂R^{b3}, SF₅, P(O)Rⁱ³R^{g3},
OP(O)(OR^{h3})(ORⁱ³), P(O)(OR^{h3})(ORⁱ³), and BR^{j3}R^{k3}, wherein the C₁₋₆ alkyl, C₂₋₆ alkenyl, C₂₋₆
alkynyl, C₆₋₁₄ aryl, C₃₋₁₄ cycloalkyl, 5-14 membered heteroaryl, 4-14 membered
heterocycloalkyl, C₆₋₁₄ aryl-C₁₋₆ alkyl-, C₃₋₁₄ cycloalkyl-C₁₋₆ alkyl-, (5-14 membered
heteroaryl)-C₁₋₆ alkyl-, and (4-14 membered heterocycloalkyl)-C₁₋₆ alkyl- of R³ are each
optionally substituted with 1, 2, 3, 4, 5, 6, 7, or 8 independently selected R^D substituents;

2022283611 05 Dec 2022

Cy¹ is C₆₋₁₄ aryl, C₃₋₁₄ cycloalkyl, 5-14 membered heteroaryl, or 4-14 membered heterocycloalkyl, wherein the C₆₋₁₄ aryl, C₃₋₁₄ cycloalkyl, 5-14 membered heteroaryl, or 4-14 membered heterocycloalkyl is optionally substituted with 1, 2, 3, 4, 5, 6, 7, or 8 independently selected R^E substituents;

5 provided that Cy¹ is not pyridin-4-yl optionally substituted with 1, 2, 3, or 4 independently selected R^E substituents;

provided that Cy¹ is not pyrimidin-4-yl optionally substituted with 1, 2, or 3, independently selected R^E substituents;

10 provided that Cy¹ is not quinolin-4-yl optionally substituted with 1, 2, 3, 4, 5, or 6 independently selected R^E substituents;

Cy² is C₆₋₁₄ aryl, C₃₋₁₄ cycloalkyl, 5-14 membered heteroaryl, or 4-14 membered heterocycloalkyl, wherein the C₆₋₁₄ aryl, C₃₋₁₄ cycloalkyl, 5-14 membered heteroaryl, or 4-14 membered heterocycloalkyl is optionally substituted with 1, 2, 3, 4, 5, 6, 7, or 8 independently selected R^F substituents;

15 each R^{a1}, R^{c1}, R^{d1}, R^{a2}, R^{c2}, R^{d2}, R^{a3}, R^{c3}, and R^{d3} is independently selected from H, C₁₋₆ alkyl, C₁₋₆ haloalkyl, C₂₋₆ alkenyl, C₂₋₆ alkynyl, C₆₋₁₄ aryl, C₃₋₁₄ cycloalkyl, 5-14 membered heteroaryl, 4-14 membered heterocycloalkyl, C₆₋₁₄ aryl-C₁₋₆ alkyl-, C₃₋₁₄ cycloalkyl-C₁₋₆ alkyl-, (5-14 membered heteroaryl)-C₁₋₆ alkyl-, and (4-14 membered heterocycloalkyl)-C₁₋₆ alkyl-, wherein the C₁₋₆ alkyl, C₂₋₆ alkenyl, C₂₋₆ alkynyl, C₆₋₁₄ aryl, C₃₋₁₄ cycloalkyl, 5-14 membered heteroaryl, 4-14 membered heterocycloalkyl, C₆₋₁₄ aryl-C₁₋₆ alkyl-, C₃₋₁₄ cycloalkyl-C₁₋₆ alkyl-, (5-14 membered heteroaryl)-C₁₋₆ alkyl-, and (4-14 membered heterocycloalkyl)-C₁₋₆ alkyl- of R^{a1}, R^{c1}, R^{d1}, R^{a2}, R^{c2}, R^{d2}, R^{a3}, R^{c3}, and R^{d3} are each optionally substituted with 1, 2, 3, 4, 5, 6, 7, or 8 independently selected R^G substituents;

25 or, any R^{c1} and R^{d1} attached to the same N atom, together with the N atom to which they are attached, form a 5- or 6-membered heteroaryl or a 4-14 membered heterocycloalkyl group, wherein the 5- or 6-membered heteroaryl or 4-14 membered heterocycloalkyl group is optionally substituted with 1, 2, 3, or 4 independently selected R^G substituents;

30 or any R^{c2} and R^{d2} attached to the same N atom, together with the N atom to which they are attached, form a 5- or 6-membered heteroaryl or a 4-14 membered heterocycloalkyl group, wherein the 5- or 6-membered heteroaryl or 4-14 membered heterocycloalkyl group is optionally substituted with 1, 2, 3, or 4 independently selected R^G substituents;

or any R^{c3} and R^{d3} attached to the same N atom, together with the N atom to which they are attached, form a 5- or 6-membered heteroaryl or a 4-14 membered heterocycloalkyl

2022283611 05 Dec 2022

group, wherein the 5- or 6-membered heteroaryl or 4-14 membered heterocycloalkyl group is optionally substituted with 1, 2, 3, or 4 independently selected R^G substituents;

each R^{b1} , R^{b2} , and R^{b3} is independently selected from H, C_{1-6} alkyl, C_{1-6} haloalkyl, C_{2-6} alkenyl, C_{2-6} alkynyl, C_{6-14} aryl, C_{3-14} cycloalkyl, 5-14 membered heteroaryl, 4-14 membered heterocycloalkyl, C_{6-14} aryl- C_{1-6} alkyl-, C_{3-14} cycloalkyl- C_{1-6} alkyl-, (5-14 membered heteroaryl)- C_{1-6} alkyl-, and (4-14 membered heterocycloalkyl)- C_{1-6} alkyl-, wherein the C_{1-6} alkyl, C_{2-6} alkenyl, C_{2-6} alkynyl, C_{6-14} aryl, C_{3-14} cycloalkyl, 5-14 membered heteroaryl, 4-14 membered heterocycloalkyl, C_{6-14} aryl- C_{1-6} alkyl-, C_{3-14} cycloalkyl- C_{1-6} alkyl-, (5-14 membered heteroaryl)- C_{1-6} alkyl-, and (4-14 membered heterocycloalkyl)- C_{1-6} alkyl- of R^{b1} , R^{b2} , and R^{b3} are each optionally substituted with 1, 2, 3, 4, 5, 6, 7, or 8 independently selected R^G substituents;

each R^{e1} , R^{e2} , and R^{e3} is independently selected from H, OH, CN, C_{1-6} alkyl, C_{1-6} alkoxy, C_{1-6} haloalkyl, C_{1-6} haloalkoxy, C_{2-6} alkenyl, C_{2-6} alkynyl, C_{6-14} aryl, C_{3-14} cycloalkyl, 5-14 membered heteroaryl, 4-14 membered heterocycloalkyl, C_{6-14} aryl- C_{1-6} alkyl-, C_{3-14} cycloalkyl- C_{1-6} alkyl-, (5-14 membered heteroaryl)- C_{1-6} alkyl-, and (4-14 membered heterocycloalkyl)- C_{1-6} alkyl-;

each R^{g2} , R^{g3} , R^{h2} , R^{h3} , and R^{i2} is independently selected from H, C_{1-6} alkyl, C_{1-6} alkoxy, C_{1-6} haloalkyl, C_{1-6} haloalkoxy, C_{2-6} alkenyl, C_{2-6} alkynyl, C_{6-14} aryl, C_{3-14} cycloalkyl, 5-14 membered heteroaryl, 4-14 membered heterocycloalkyl, C_{6-14} aryl- C_{1-6} alkyl-, C_{3-14} cycloalkyl- C_{1-6} alkyl-, (5-14 membered heteroaryl)- C_{1-6} alkyl-, and (4-14 membered heterocycloalkyl)- C_{1-6} alkyl-;

each R^{h2} , R^{h3} , R^{i2} , R^{i3} , and R^{j2} is independently selected from H, C_{1-6} alkyl, C_{1-6} haloalkyl, C_{2-6} alkenyl, C_{2-6} alkynyl, C_{6-14} aryl, C_{3-14} cycloalkyl, 5-14 membered heteroaryl, 4-14 membered heterocycloalkyl, C_{6-14} aryl- C_{1-6} alkyl-, C_{3-14} cycloalkyl- C_{1-6} alkyl-, (5-14 membered heteroaryl)- C_{1-6} alkyl-, and (4-14 membered heterocycloalkyl)- C_{1-6} alkyl-;

each R^{j2} , R^{k2} , R^{j3} , and R^{k3} is independently selected from OH, C_{1-6} alkoxy, and C_{1-6} haloalkoxy;

or any R^{j2} and R^{k2} attached to the same B atom, together with the B atom to which they are attached, form a 5- or 6-membered heterocycloalkyl group optionally substituted with 1, 2, 3, or 4 substituents independently selected from C_{1-6} alkyl and C_{1-6} haloalkyl;

or any R^{j3} and R^{k3} attached to the same B atom, together with the B atom to which they are attached, form a 5- or 6-membered heterocycloalkyl group optionally substituted with 1, 2, 3, or 4 substituents independently selected from C_{1-6} alkyl and C_{1-6} haloalkyl;

2022283611 05 Dec 2022

each R^B , R^C , R^D , R^E , R^F , and R^G is independently selected from D, halo, oxo, C_{1-6} alkyl, C_{1-6} haloalkyl, C_{2-6} alkenyl, C_{2-6} alkynyl, C_{6-14} aryl, C_{3-14} cycloalkyl, 5-14 membered heteroaryl, 4-14 membered heterocycloalkyl, C_{6-14} aryl- C_{1-6} alkyl-, C_{3-14} cycloalkyl- C_{1-6} alkyl-, (5-14 membered heteroaryl)- C_{1-6} alkyl-, (4-14 membered heterocycloalkyl)- C_{1-6} alkyl-, CN, NO₂, OR^{a4}, SR^{a4}, NHOR^{a4}, C(O)R^{b4}, C(O)NR^{c4}R^{d4}, C(O)NR^{c4}(OR^{a4}), C(O)OR^{a4}, OC(O)R^{b4}, OC(O)NR^{c4}R^{d4}, NR^{c4}R^{d4}, NR^{c4}NR^{c4}R^{d4}, NR^{c4}C(O)R^{b4}, NR^{c4}C(O)OR^{a4}, NR^{c4}C(O)NR^{c4}R^{d4}, C(=NR^{c4})R^{b4}, C(=NR^{c4})NR^{c4}R^{d4}, NR^{c4}C(=NR^{c4})NR^{c4}R^{d4}, NR^{c4}C(=NR^{c4})R^{b4}, NR^{c4}S(O)R^{b4}, NR^{c4}S(O)NR^{c4}R^{d4}, NR^{c4}S(O)₂R^{b4}, NR^{c4}S(O)(=NR^{c4})R^{b4}, NR^{c4}S(O)₂NR^{c4}R^{d4}, S(O)R^{b4}, S(O)NR^{c4}R^{d4}, S(O)₂R^{b4}, S(O)₂NR^{c4}R^{d4}, OS(O)(=NR^{c4})R^{b4}, OS(O)₂R^{b4}, SF₅, P(O)R^{f4}R^{g4}, OP(O)(OR^{h4})(ORⁱ⁴), P(O)(OR^{h4})(ORⁱ⁴), and BR^{j4}R^{k4}, wherein the C_{1-6} alkyl, C_{2-6} alkenyl, C_{2-6} alkynyl, C_{6-14} aryl, C_{3-14} cycloalkyl, 5-14 membered heteroaryl, 4-14 membered heterocycloalkyl, C_{6-14} aryl- C_{1-6} alkyl-, C_{3-14} cycloalkyl- C_{1-6} alkyl-, (5-14 membered heteroaryl)- C_{1-6} alkyl-, and (4-14 membered heterocycloalkyl)- C_{1-6} alkyl- of R^B , R^C , R^D , R^E , R^F , and R^G are each optionally substituted with 1, 2, 3, 4, 5, 6, 7, or 8 independently selected R^H substituents;

each R^{a4} , R^{c4} , and R^{d4} is independently selected from H, C_{1-6} alkyl, C_{1-6} haloalkyl, C_{2-6} alkenyl, C_{2-6} alkynyl, C_{6-14} aryl, C_{3-14} cycloalkyl, 5-14 membered heteroaryl, 4-14 membered heterocycloalkyl, C_{6-14} aryl- C_{1-6} alkyl-, C_{3-14} cycloalkyl- C_{1-6} alkyl-, (5-14 membered heteroaryl)- C_{1-6} alkyl-, and (4-14 membered heterocycloalkyl)- C_{1-6} alkyl-, wherein the C_{1-6} alkyl, C_{2-6} alkenyl, C_{2-6} alkynyl, C_{6-14} aryl, C_{3-14} cycloalkyl, 5-14 membered heteroaryl, 4-14 membered heterocycloalkyl, C_{6-14} aryl- C_{1-6} alkyl-, C_{3-14} cycloalkyl- C_{1-6} alkyl-, (5-14 membered heteroaryl)- C_{1-6} alkyl-, and (4-14 membered heterocycloalkyl)- C_{1-6} alkyl- of R^{a4} , R^{c4} , and R^{d4} are each optionally substituted with 1, 2, 3, 4, 5, 6, 7, or 8 independently selected R^H substituents;

or, any R^{c4} and R^{d4} attached to the same N atom, together with the N atom to which they are attached, optionally form a 5- or 6-membered heteroaryl or a 4-14 membered heterocycloalkyl group, wherein the 5- or 6-membered heteroaryl or 4-14 membered heterocycloalkyl group is optionally substituted with 1, 2, 3, or 4 independently selected R^H substituents;

each R^{b4} is independently selected from H, C_{1-6} alkyl, C_{1-6} haloalkyl, C_{2-6} alkenyl, C_{2-6} alkynyl, C_{6-14} aryl, C_{3-14} cycloalkyl, 5-14 membered heteroaryl, 4-14 membered heterocycloalkyl, C_{6-14} aryl- C_{1-6} alkyl-, C_{3-14} cycloalkyl- C_{1-6} alkyl-, (5-14 membered heteroaryl)- C_{1-6} alkyl-, and (4-14 membered heterocycloalkyl)- C_{1-6} alkyl-, wherein the C_{1-6} alkyl, C_{2-6} alkenyl, C_{2-6} alkynyl, C_{6-14} aryl, C_{3-14} cycloalkyl, 5-14 membered heteroaryl, 4-14

membered heterocycloalkyl, C₆₋₁₄ aryl-C₁₋₆ alkyl-, C₃₋₁₄ cycloalkyl-C₁₋₆ alkyl-, (5-14 membered heteroaryl)-C₁₋₆ alkyl-, and (4-14 membered heterocycloalkyl)-C₁₋₆ alkyl- of R^{b4} are each optionally substituted with 1, 2, 3, 4, 5, 6, 7, or 8 independently selected R^H substituents;

each R^{b4} is independently selected from H, OH, CN, C₁₋₆ alkyl, C₁₋₆ alkoxy, C₁₋₆

5 haloalkyl, C₁₋₆ haloalkoxy, C₂₋₆ alkenyl, C₂₋₆ alkynyl, C₆₋₁₄ aryl, C₃₋₁₄ cycloalkyl, 5-14 membered heteroaryl, 4-14 membered heterocycloalkyl, C₆₋₁₄ aryl-C₁₋₆ alkyl-, C₃₋₁₄ cycloalkyl-C₁₋₆ alkyl-, (5-14 membered heteroaryl)-C₁₋₆ alkyl-, and (4-14 membered heterocycloalkyl)-C₁₋₆ alkyl-;

each R^{fa} and R^{g4} is independently selected from H, C₁₋₆ alkyl, C₁₋₆ alkoxy, C₁₋₆

10 haloalkyl, C₁₋₆ haloalkoxy, C₂₋₆ alkenyl, C₂₋₆ alkynyl, C₆₋₁₄ aryl, C₃₋₁₄ cycloalkyl, 5-14 membered heteroaryl, 4-14 membered heterocycloalkyl, C₆₋₁₄ aryl-C₁₋₆ alkyl-, C₃₋₁₄ cycloalkyl-C₁₋₆ alkyl-, (5-14 membered heteroaryl)-C₁₋₆ alkyl-, and (4-14 membered heterocycloalkyl)-C₁₋₆ alkyl-;

each R^{ha} and Rⁱ⁴ is independently selected from H, C₁₋₆ alkyl, C₁₋₆ haloalkyl, C₂₋₆

15 alkenyl, C₂₋₆ alkynyl, C₆₋₁₄ aryl, C₃₋₁₄ cycloalkyl, 5-14 membered heteroaryl, 4-14 membered heterocycloalkyl, C₆₋₁₄ aryl-C₁₋₆ alkyl-, C₃₋₁₄ cycloalkyl-C₁₋₆ alkyl-, (5-14 membered heteroaryl)-C₁₋₆ alkyl-, and (4-14 membered heterocycloalkyl)-C₁₋₆ alkyl-;

each R^{ja} and R^{k4} is independently selected from OH, C₁₋₆ alkoxy, and C₁₋₆ haloalkoxy;

or, any R^{ja} and R^{k4} attached to the same B atom, together with the B atom to which

20 they are attached, form a 5- or 6-membered heterocycloalkyl group optionally substituted with 1, 2, 3, or 4 substituents independently selected from C₁₋₆ alkyl and C₁₋₆ haloalkyl;

each R^H is independently selected from D, halo, oxo, C₁₋₆ alkyl, C₁₋₆ haloalkyl, C₂₋₆ alkenyl, C₂₋₆ alkynyl, C₆₋₁₄ aryl, C₃₋₁₄ cycloalkyl, 5-14 membered heteroaryl, 4-14 membered heterocycloalkyl, C₆₋₁₄ aryl-C₁₋₆ alkyl-, C₃₋₁₄ cycloalkyl-C₁₋₆ alkyl-, (5-14 membered

25 heteroaryl)-C₁₋₆ alkyl-, (4-14 membered heterocycloalkyl)-C₁₋₆ alkyl-, CN, NO₂, OR^{a5}, SR^{a5}, NHOR^{a5}, C(O)R^{b5}, C(O)NR^{c5}R^{d5}, C(O)NR^{c5}(OR^{a5}), C(O)OR^{a5}, OC(O)R^{b5}, OC(O)NR^{c5}R^{d5},

NR^{c5}R^{d5}, NR^{c5}NR^{c5}R^{d5}, NR^{c5}C(O)R^{b5}, NR^{c5}C(O)OR^{a5}, NR^{c5}C(O)NR^{c5}R^{d5}, C(=NR^{e5})R^{b5},

C(=NR^{e5})NR^{c5}R^{d5}, NR^{c5}C(=NR^{e5})NR^{c5}R^{d5}, NR^{c5}C(=NR^{e5})R^{b5}, NR^{c5}S(O)R^{b5},

NR^{c5}S(O)NR^{c5}R^{d5}, NR^{c5}S(O)₂R^{b5}, NR^{c5}S(O)(=NR^{e5})R^{b5}, NR^{c5}S(O)₂NR^{c5}R^{d5}, S(O)R^{b5},

30 S(O)NR^{c5}R^{d5}, S(O)₂R^{b5}, S(O)₂NR^{c5}R^{d5}, OS(O)(=NR^{e5})R^{b5}, OS(O)₂R^{b5}, SF₃, P(O)R^{f5}R^{g5},

OP(O)(OR^{h5})(ORⁱ⁵), P(O)(OR^{h5})(ORⁱ⁵), and BR^{j5}R^{k5}, wherein the C₁₋₆ alkyl, C₂₋₆ alkenyl, C₂₋₆

alkynyl, C₆₋₁₄ aryl, C₃₋₁₄ cycloalkyl, 5-14 membered heteroaryl, 4-14 membered

heterocycloalkyl, C₆₋₁₄ aryl-C₁₋₆ alkyl-, C₃₋₁₄ cycloalkyl-C₁₋₆ alkyl-, (5-14 membered

2022283611 05 Dec 2022

heteroaryl)-C₁₋₆ alkyl-, and (4-14 membered heterocycloalkyl)-C₁₋₆ alkyl- of R^h are each optionally substituted with 1, 2, 3, or 4 independently selected Rⁱ substituents;

each R^{as}, R^{cs}, and R^{ds} is independently selected from H, C₁₋₆ alkyl, C₁₋₆ haloalkyl, C₂₋₆ alkenyl, C₂₋₆ alkynyl, C₆₋₁₄ aryl, C₃₋₁₄ cycloalkyl, 5-14 membered heteroaryl, 4-14 membered heterocycloalkyl, C₆₋₁₄ aryl-C₁₋₆ alkyl-, C₃₋₁₄ cycloalkyl-C₁₋₆ alkyl-, (5-14 membered heteroaryl)-C₁₋₆ alkyl-, and (4-14 membered heterocycloalkyl)-C₁₋₆ alkyl-, wherein the C₁₋₆ alkyl, C₂₋₆ alkenyl, C₂₋₆ alkynyl, C₆₋₁₄ aryl, C₃₋₁₄ cycloalkyl, 5-14 membered heteroaryl, 4-14 membered heterocycloalkyl, C₆₋₁₄ aryl-C₁₋₆ alkyl-, C₃₋₁₄ cycloalkyl-C₁₋₆ alkyl-, (5-14 membered heteroaryl)-C₁₋₆ alkyl-, and (4-14 membered heterocycloalkyl)-C₁₋₆ alkyl- of R^{as}, R^{cs}, and R^{ds} are each optionally substituted with 1, 2, 3, or 4 independently selected Rⁱ substituents;

or any R^{cs} and R^{ds} attached to the same N atom, together with the N atom to which they are attached, form a 5- or 6-membered heteroaryl or a 4-14 membered heterocycloalkyl group, wherein the 5- or 6-membered heteroaryl or 4-14 membered heterocycloalkyl group is optionally substituted with 1, 2, 3, or 4 independently selected Rⁱ substituents;

each R^{bs} is independently selected from H, C₁₋₆ alkyl, C₁₋₆ haloalkyl, C₂₋₆ alkenyl, C₂₋₆ alkynyl, C₆₋₁₄ aryl, C₃₋₁₄ cycloalkyl, 5-14 membered heteroaryl, 4-14 membered heterocycloalkyl, C₆₋₁₄ aryl-C₁₋₆ alkyl-, C₃₋₁₄ cycloalkyl-C₁₋₆ alkyl-, (5-14 membered heteroaryl)-C₁₋₆ alkyl-, and (4-14 membered heterocycloalkyl)-C₁₋₆ alkyl-, wherein the C₁₋₆ alkyl, C₂₋₆ alkenyl, C₂₋₆ alkynyl, C₆₋₁₄ aryl, C₃₋₁₄ cycloalkyl, 5-14 membered heteroaryl, 4-14 membered heterocycloalkyl, C₆₋₁₄ aryl-C₁₋₆ alkyl-, C₃₋₁₄ cycloalkyl-C₁₋₆ alkyl-, (5-14 membered heteroaryl)-C₁₋₆ alkyl-, and (4-14 membered heterocycloalkyl)-C₁₋₆ alkyl- of R^{bs} are each optionally substituted with 1, 2, 3, or 4 independently selected Rⁱ substituents;

each R^{cs} is independently selected from H, OH, CN, C₁₋₆ alkyl, C₁₋₆ alkoxy, C₁₋₆ haloalkyl, C₁₋₆ haloalkoxy, C₂₋₆ alkenyl, C₂₋₆ alkynyl, C₆₋₁₄ aryl, C₃₋₁₄ cycloalkyl, 5-14 membered heteroaryl, 4-14 membered heterocycloalkyl, C₆₋₁₄ aryl-C₁₋₆ alkyl-, C₃₋₁₄ cycloalkyl-C₁₋₆ alkyl-, (5-14 membered heteroaryl)-C₁₋₆ alkyl-, and (4-14 membered heterocycloalkyl)-C₁₋₆ alkyl-;

each R^{fs} and R^{gs} is independently selected from H, C₁₋₆ alkyl, C₁₋₆ alkoxy, C₁₋₆ haloalkyl, C₁₋₆ haloalkoxy, C₂₋₆ alkenyl, C₂₋₆ alkynyl, C₆₋₁₄ aryl, C₃₋₁₄ cycloalkyl, 5-14 membered heteroaryl, 4-14 membered heterocycloalkyl, C₆₋₁₄ aryl-C₁₋₆ alkyl-, C₃₋₁₄ cycloalkyl-C₁₋₆ alkyl-, (5-14 membered heteroaryl)-C₁₋₆ alkyl-, and (4-14 membered heterocycloalkyl)-C₁₋₆ alkyl-;

each R^{hs} and R^{is} is independently selected from H, C₁₋₆ alkyl, C₁₋₆ haloalkyl, C₂₋₆ alkenyl, C₂₋₆ alkynyl, C₆₋₁₄ aryl, C₃₋₁₄ cycloalkyl, 5-14 membered heteroaryl, 4-14 membered

2022283611 05 Dec 2022

heterocycloalkyl, C₆₋₁₄ aryl-C₁₋₆ alkyl-, C₃₋₁₄ cycloalkyl-C₁₋₆ alkyl-, (5-14 membered heteroaryl)-C₁₋₆ alkyl-, and (4-14 membered heterocycloalkyl)-C₁₋₆ alkyl-;

each R^{j5} and R^{k5} is independently selected from OH, C₁₋₆ alkoxy, and C₁₋₆ haloalkoxy;

or, any R^{j5} and R^{k5} attached to the same B atom, together with the B atom to which

- 5 they are attached, form a 5- or 6-membered heterocycloalkyl group optionally substituted with 1, 2, 3, or 4 substituents independently selected from C₁₋₆ alkyl and C₁₋₆ haloalkyl;

each R¹ is independently selected from D, halo, oxo, C₁₋₆ alkyl, C₁₋₆ haloalkyl, C₂₋₆

- 10 alkenyl, C₂₋₆ alkynyl, C₆₋₁₄ aryl, C₃₋₁₄ cycloalkyl, 5-14 membered heteroaryl, 4-14 membered heterocycloalkyl, C₆₋₁₄ aryl-C₁₋₆ alkyl-, C₃₋₁₄ cycloalkyl-C₁₋₆ alkyl-, (5-14 membered heteroaryl)-C₁₋₆ alkyl-, and (4-14 membered heterocycloalkyl)-C₁₋₆ alkyl-, CN, NO₂, OR^{a6}, SR^{a6}, NHOR^{a6}, C(O)R^{b6}, C(O)NR^{c6}R^{d6}, C(O)NR^{c6}(OR^{a6}), C(O)OR^{a6}, OC(O)R^{b6}, OC(O)NR^{c6}R^{d6}, NR^{c6}R^{d6}, NR^{c6}NR^{c6}R^{d6}, NR^{c6}C(O)R^{b6}, NR^{c6}C(O)OR^{a6}, NR^{c6}C(O)NR^{c5}R^{d6}, C(=NR^{e6})R^{b6}, C(=NR^{e6})NR^{c6}R^{d6}, NR^{c6}C(=NR^{e6})NR^{c6}R^{d6}, NR^{c6}C(=NR^{e6})R^{b6}, NR^{c6}S(O)R^{b6}, NR^{c6}S(O)NR^{c6}R^{d6}, NR^{c6}S(O)₂R^{b6}, NR^{c6}S(O)(=NR^{e6})R^{b6}, NR^{c6}S(O)₂NR^{c6}R^{d6}, S(O)R^{b6}, S(O)NR^{c6}R^{d6}, S(O)₂R^{b6}, S(O)₂NR^{c6}R^{d6}, OS(O)(=NR^{e6})R^{b6}, OS(O)₂R^{b6}, SF₅, P(O)R^{f6}R^{g6}, OP(O)(OR^{h6})(ORⁱ⁶), P(O)(OR^{h6})(ORⁱ⁶), and BR^{j6}R^{k6}, wherein the C₁₋₆ alkyl, C₂₋₆ alkenyl, C₂₋₆ alkynyl, C₆₋₁₄ aryl, C₃₋₁₄ cycloalkyl, 5-14 membered heteroaryl, 4-14 membered heterocycloalkyl, C₆₋₁₄ aryl-C₁₋₆ alkyl-, C₃₋₁₄ cycloalkyl-C₁₋₆ alkyl-, (5-14 membered heteroaryl)-C₁₋₆ alkyl-, and (4-14 membered heterocycloalkyl)-C₁₋₆ alkyl- of R¹ are each
- 20 optionally substituted with 1, 2, 3, or 4 independently selected R^j substituents;

each R^{a6}, R^{c6}, and R^{d6} is independently selected from H, C₁₋₆ alkyl, C₁₋₆ haloalkyl, C₂₋₆ alkenyl, C₂₋₆ alkynyl, C₆₋₁₄ aryl, C₃₋₁₄ cycloalkyl, 5-14 membered heteroaryl, 4-14 membered heterocycloalkyl, C₆₋₁₄ aryl-C₁₋₆ alkyl-, C₃₋₁₄ cycloalkyl-C₁₋₆ alkyl-, (5-14 membered heteroaryl)-C₁₋₆ alkyl-, and (4-14 membered heterocycloalkyl)-C₁₋₆ alkyl-, wherein the C₁₋₆

- 25 alkyl, C₂₋₆ alkenyl, C₂₋₆ alkynyl, C₆₋₁₄ aryl, C₃₋₁₄ cycloalkyl, 5-14 membered heteroaryl, 4-14 membered heterocycloalkyl, C₆₋₁₄ aryl-C₁₋₆ alkyl-, C₃₋₁₄ cycloalkyl-C₁₋₆ alkyl-, (5-14 membered heteroaryl)-C₁₋₆ alkyl-, and (4-14 membered heterocycloalkyl)-C₁₋₆ alkyl- of R^{a6}, R^{c6}, and R^{d6} are each optionally substituted with 1, 2, 3, or 4 independently selected R^j substituents;

or any R^{c6} and R^{d6} attached to the same N atom, together with the N atom to which

- 30 they are attached, form a 5- or 6-membered heteroaryl or a 4-14 membered heterocycloalkyl group, wherein the 5- or 6-membered heteroaryl or 4-14 membered heterocycloalkyl group is optionally substituted with 1, 2, 3, or 4 independently selected R^j substituents;

each R^{b6} is independently selected from H, C₁₋₆ alkyl, C₁₋₆ haloalkyl, C₂₋₆ alkenyl, C₂₋₆ alkynyl, C₆₋₁₄ aryl, C₃₋₁₄ cycloalkyl, 5-14 membered heteroaryl, 4-14 membered

- heterocycloalkyl, C₆₋₁₄ aryl-C₁₋₆ alkyl-, C₃₋₁₄ cycloalkyl-C₁₋₆ alkyl-, (5-14 membered heteroaryl)-C₁₋₆ alkyl-, and (4-14 membered heterocycloalkyl)-C₁₋₆ alkyl-, wherein the C₁₋₆ alkyl, C₂₋₆ alkenyl, C₂₋₆ alkynyl, C₆₋₁₄ aryl, C₃₋₁₄ cycloalkyl, 5-14 membered heteroaryl, 4-14 membered heterocycloalkyl, C₆₋₁₄ aryl-C₁₋₆ alkyl-, C₃₋₁₄ cycloalkyl-C₁₋₆ alkyl-, (5-14 membered heteroaryl)-C₁₋₆ alkyl-, and (4-14 membered heterocycloalkyl)-C₁₋₆ alkyl- of R^{b6} are each optionally substituted with 1, 2, 3, or 4 independently selected R^j substituents;
- each R^{b6} is independently selected from H, OH, CN, C₁₋₆ alkyl, C₁₋₆ alkoxy, C₁₋₆ haloalkyl, C₁₋₆ haloalkoxy, C₂₋₆ alkenyl, C₂₋₆ alkynyl, C₆₋₁₄ aryl, C₃₋₁₄ cycloalkyl, 5-14 membered heteroaryl, 4-14 membered heterocycloalkyl, C₆₋₁₄ aryl-C₁₋₆ alkyl-, C₃₋₁₄ cycloalkyl-C₁₋₆ alkyl-, (5-14 membered heteroaryl)-C₁₋₆ alkyl-, and (4-14 membered heterocycloalkyl)-C₁₋₆ alkyl-;
- each R^{f6} and R^{g6} is independently selected from H, C₁₋₆ alkyl, C₁₋₆ alkoxy, C₁₋₆ haloalkyl, C₁₋₆ haloalkoxy, C₂₋₆ alkenyl, C₂₋₆ alkynyl, C₆₋₁₄ aryl, C₃₋₁₄ cycloalkyl, 5-14 membered heteroaryl, 4-14 membered heterocycloalkyl, C₆₋₁₄ aryl-C₁₋₆ alkyl-, C₃₋₁₄ cycloalkyl-C₁₋₆ alkyl-, (5-14 membered heteroaryl)-C₁₋₆ alkyl-, and (4-14 membered heterocycloalkyl)-C₁₋₆ alkyl-;
- each R^{h6} and Rⁱ⁶ is independently selected from H, C₁₋₆ alkyl, C₁₋₆ haloalkyl, C₂₋₆ alkenyl, C₂₋₆ alkynyl, C₆₋₁₄ aryl, C₃₋₁₄ cycloalkyl, 5-14 membered heteroaryl, 4-14 membered heterocycloalkyl, C₆₋₁₄ aryl-C₁₋₆ alkyl-, C₃₋₁₄ cycloalkyl-C₁₋₆ alkyl-, (5-14 membered heteroaryl)-C₁₋₆ alkyl-, and (4-14 membered heterocycloalkyl)-C₁₋₆ alkyl-;
- each R^{j6} and R^{k6} is independently selected from OH, C₁₋₆ alkoxy, and C₁₋₆ haloalkoxy; or, any R^{j6} and R^{k6} attached to the same B atom, together with the B atom to which they are attached, form a 5- or 6-membered heterocycloalkyl group optionally substituted with 1, 2, 3, or 4 substituents independently selected from C₁₋₆ alkyl and C₁₋₆ haloalkyl;
- each R^j is independently selected from D, halo, oxo, C₁₋₆ alkyl, C₁₋₆ haloalkyl, C₂₋₆ alkenyl, C₂₋₆ alkynyl, C₆₋₁₄ aryl, C₃₋₁₄ cycloalkyl, 5-14 membered heteroaryl, 4-14 membered heterocycloalkyl, C₆₋₁₄ aryl-C₁₋₆ alkyl-, C₃₋₁₄ cycloalkyl-C₁₋₆ alkyl-, (5-14 membered heteroaryl)-C₁₋₆ alkyl-, and (4-14 membered heterocycloalkyl)-C₁₋₆ alkyl-, CN, NO₂, OR^{a7}, SR^{a7}, NHOR^{a7}, C(O)R^{b7}, C(O)NR^{c7}R^{d7}, C(O)NR^{c7}(OR^{a7}), C(O)OR^{a7}, OC(O)R^{b7}, OC(O)NR^{c7}R^{d7}, NR^{c7}R^{d7}, NR^{c7}NR^{c7}R^{d7}, NR^{c7}C(O)R^{b7}, NR^{c7}C(O)OR^{a7}, NR^{c7}C(O)NR^{c7}R^{d7}, C(=NR^{c7})R^{b7}, C(=NR^{c7})NR^{c7}R^{d7}, NR^{c7}C(=NR^{c7})NR^{c7}R^{d7}, NR^{c7}C(=NR^{c7})R^{b7}, NR^{c7}S(O)R^{b7}, NR^{c7}S(O)NR^{c7}R^{d7}, NR^{c7}S(O)₂R^{b7}, NR^{c7}S(O)(=NR^{c7})R^{b7}, NR^{c7}S(O)₂NR^{c7}R^{d7}, S(O)R^{b7}, S(O)NR^{c7}R^{d7}, S(O)₂R^{b7}, S(O)₂NR^{c7}R^{d7}, OS(O)(=NR^{c7})R^{b7}, OS(O)₂R^{b7}, SF₅, P(O)R^{f7}R^{g7}, OP(O)(OR^{h7})(ORⁱ⁷), P(O)(OR^{h7})(ORⁱ⁷), and BR^{j7}R^{k7}, wherein the C₁₋₆ alkyl, C₂₋₆ alkenyl, C₂₋₆

2022283611 05 Dec 2022

alkynyl, C₆₋₁₄ aryl, C₃₋₁₄ cycloalkyl, 5-14 membered heteroaryl, 4-14 membered heterocycloalkyl, C₆₋₁₄ aryl-C₁₋₆ alkyl-, C₃₋₁₄ cycloalkyl-C₁₋₆ alkyl-, (5-14 membered heteroaryl)-C₁₋₆ alkyl-, and (4-14 membered heterocycloalkyl)-C₁₋₆ alkyl- of R^j are each optionally substituted with 1, 2, 3, or 4 independently selected R^k substituents;

- 5 each R^{a7}, R^{c7}, and R^{d7} is independently selected from H, C₁₋₆ alkyl, C₁₋₆ haloalkyl, C₂₋₆ alkenyl, C₂₋₆ alkynyl, C₆₋₁₄ aryl, C₃₋₁₄ cycloalkyl, 5-14 membered heteroaryl, 4-14 membered heterocycloalkyl, C₆₋₁₄ aryl-C₁₋₆ alkyl-, C₃₋₁₄ cycloalkyl-C₁₋₆ alkyl-, (5-14 membered heteroaryl)-C₁₋₆ alkyl-, and (4-14 membered heterocycloalkyl)-C₁₋₆ alkyl- wherein the C₁₋₆ alkyl, C₂₋₆ alkenyl, C₂₋₆ alkynyl, C₆₋₁₄ aryl, C₃₋₁₄ cycloalkyl, 5-14 membered heteroaryl, 4-14 membered heterocycloalkyl, C₆₋₁₄ aryl-C₁₋₆ alkyl-, C₃₋₁₄ cycloalkyl-C₁₋₆ alkyl-, (5-14 membered heteroaryl)-C₁₋₆ alkyl-, and (4-14 membered heterocycloalkyl)-C₁₋₆ alkyl- of R^{a7}, R^{c7}, and R^{d7} are each optionally substituted with 1, 2, 3, or 4 independently selected R^k substituents;

- or any R^{c7} and R^{d7} attached to the same N atom, together with the N atom to which they are attached, form a 5- or 6-membered heteroaryl or a 4-14 membered heterocycloalkyl group, wherein the 5- or 6-membered heteroaryl or 4-14 membered heterocycloalkyl group is optionally substituted with 1, 2, 3, or 4 independently selected R^k substituents;

- each R^{b7} is independently selected from H, C₁₋₆ alkyl, C₁₋₆ haloalkyl, C₂₋₆ alkenyl, C₂₋₆ alkynyl, C₆₋₁₄ aryl, C₃₋₁₄ cycloalkyl, 5-14 membered heteroaryl, 4-14 membered heterocycloalkyl, C₆₋₁₄ aryl-C₁₋₆ alkyl-, C₃₋₁₄ cycloalkyl-C₁₋₆ alkyl-, (5-14 membered heteroaryl)-C₁₋₆ alkyl-, and (4-14 membered heterocycloalkyl)-C₁₋₆ alkyl-, wherein the C₁₋₆ alkyl, C₂₋₆ alkenyl, C₂₋₆ alkynyl, C₆₋₁₄ aryl, C₃₋₁₄ cycloalkyl, 5-14 membered heteroaryl, 4-14 membered heterocycloalkyl, C₆₋₁₄ aryl-C₁₋₆ alkyl-, C₃₋₁₄ cycloalkyl-C₁₋₆ alkyl-, (5-14 membered heteroaryl)-C₁₋₆ alkyl-, and (4-14 membered heterocycloalkyl)-C₁₋₆ alkyl- of R^{b7} are each optionally substituted with 1, 2, 3, or 4 independently selected R^k substituents;

- 25 each R^{e7} is independently selected from H, OH, CN, C₁₋₆ alkyl, C₂₋₆ alkenyl, C₁₋₆ alkoxy, C₁₋₆ haloalkyl, C₁₋₆ haloalkoxy, C₂₋₆ alkynyl, C₆₋₁₄ aryl, C₃₋₁₄ cycloalkyl, 5-14 membered heteroaryl, and 4-14 membered heterocycloalkyl;

- each R^{f7} and R^{g7} is independently selected from H, C₁₋₆ alkyl, C₁₋₆ alkoxy, C₁₋₆ haloalkyl, C₁₋₆ haloalkoxy, C₂₋₆ alkenyl, C₂₋₆ alkynyl, C₆₋₁₄ aryl, C₃₋₁₄ cycloalkyl, 5-14 membered heteroaryl, 4-14 membered heterocycloalkyl, C₆₋₁₄ aryl-C₁₋₆ alkyl-, C₃₋₁₄ cycloalkyl-C₁₋₆ alkyl-, (5-14 membered heteroaryl)-C₁₋₆ alkyl-, and (4-14 membered heterocycloalkyl)-C₁₋₆ alkyl-;

each R^{h7} and Rⁱ⁷ is independently selected from H, C₁₋₆ alkyl, C₁₋₆ haloalkyl, C₂₋₆ alkenyl, C₂₋₆ alkynyl, C₆₋₁₄ aryl, C₃₋₁₄ cycloalkyl, 5-14 membered heteroaryl, 4-14 membered

2022283611 05 Dec 2022

heterocycloalkyl, C₆₋₁₄ aryl-C₁₋₆ alkyl-, C₃₋₁₄ cycloalkyl-C₁₋₆ alkyl-, (5-14 membered heteroaryl)-C₁₋₆ alkyl-, and (4-14 membered heterocycloalkyl)-C₁₋₆ alkyl-;

each R^{j7} and R^{k7} is independently selected from OH, C₁₋₆ alkoxy, and C₁₋₆ haloalkoxy;

or, any R^{j7} and R^{k7} attached to the same B atom, together with the B atom to which

they are attached, form a 5- or 6-membered heterocycloalkyl group optionally substituted with 1, 2, 3, or 4 substituents independently selected from C₁₋₆ alkyl and C₁₋₆ haloalkyl;

each R^k is independently selected from H, D, OH, halo, oxo, CN, C(O)OH, NH₂,

NO₂, SF₅, C₁₋₆ alkyl, C₁₋₆ alkoxy, C₁₋₆ haloalkoxy, C₁₋₆ haloalkyl, C₂₋₆ alkenyl, C₂₋₆ alkynyl, C₆₋₁₄ aryl, C₃₋₁₄ cycloalkyl, 5-14 membered heteroaryl, 4-14 membered heterocycloalkyl, C₆₋₁₄

aryl-C₁₋₆ alkyl-, C₃₋₁₄ cycloalkyl-C₁₋₆ alkyl-, (5-14 membered heteroaryl)-C₁₋₆ alkyl-, and (4-14 membered heterocycloalkyl)-C₁₋₆ alkyl-; and

wherein any heteroaryl group of any of the above-recited substituents optionally comprises an N-oxide on any ring-forming nitrogen.

In some embodiments,

X is CR³;

R¹ is selected from H, C₁₋₆ alkyl, C₂₋₆ alkenyl, C₂₋₆ alkynyl, and C₁₋₆ haloalkyl;

R² is selected from H, D, halo, C₁₋₆ alkyl, C₁₋₆ haloalkyl, C₂₋₆ alkenyl, C₂₋₆ alkynyl, C₆₋₁₄

aryl, C₃₋₁₄ cycloalkyl, 5-14 membered heteroaryl, 4-14 membered heterocycloalkyl, C₆₋₁₄ aryl-C₁₋₆ alkyl-, C₃₋₁₄ cycloalkyl-C₁₋₆ alkyl-, (5-14 membered heteroaryl)-C₁₋₆ alkyl-, (4-14

membered heterocycloalkyl)-C₁₋₆ alkyl-, CN, NO₂, OR^{a2}, SR^{a2}, NHOR^{a2}, C(O)R^{b2},

C(O)NR^{c2}R^{d2}, C(O)NR^{c2}(OR^{a2}), C(O)OR^{a2}, OC(O)R^{b2}, OC(O)NR^{c2}R^{d2}, NR^{c2}R^{d2},

NR^{c2}NR^{c2}R^{d2}, NR^{c2}C(O)R^{b2}, NR^{c2}C(O)OR^{a2}, NR^{c2}C(O)NR^{c2}R^{d2}, C(=NR^{e2})R^{b2},

C(=NR^{e2})NR^{c2}R^{d2}, NR^{c2}C(=NR^{e2})NR^{c2}R^{d2}, NR^{c2}C(=NR^{e2})R^{b2}, NR^{c2}S(O)NR^{c2}R^{d2},

NR^{c2}S(O)R^{b2}, NR^{c2}S(O)₂R^{b2}, NR^{c2}S(O)(=NR^{e2})R^{b2}, NR^{c2}S(O)₂NR^{c2}R^{d2}, S(O)R^{b2},

S(O)NR^{c2}R^{d2}, S(O)₂R^{b2}, S(O)₂NR^{c2}R^{d2}, OS(O)(=NR^{e2})R^{b2}, OS(O)₂R^{b2}, SF₅, P(O)Rⁱ²R^{g2},

OP(O)(OR^{h2})(ORⁱ²), P(O)(OR^{h2})(ORⁱ²), and BR^{j2}R^{k2}, wherein the C₁₋₆ alkyl, C₂₋₆ alkenyl, C₂₋₆ alkynyl, C₆₋₁₄ aryl, C₃₋₁₄ cycloalkyl, 5-14 membered heteroaryl, 4-14 membered

heterocycloalkyl, C₆₋₁₄ aryl-C₁₋₆ alkyl-, C₃₋₁₄ cycloalkyl-C₁₋₆ alkyl-, (5-14 membered

heteroaryl)-C₁₋₆ alkyl-, and (4-14 membered heterocycloalkyl)-C₁₋₆ alkyl- of R² are each

optionally substituted with 1, 2, 3, 4, 5, 6, 7, or 8 independently selected R^c substituents;

R³ is selected from H, D, halo, C₁₋₆ alkyl, C₁₋₆ haloalkyl, C₂₋₆ alkenyl, C₂₋₆ alkynyl, C₆₋₁₄

aryl, C₃₋₁₄ cycloalkyl, 5-14 membered heteroaryl, 4-14 membered heterocycloalkyl, C₆₋₁₄

aryl-C₁₋₆ alkyl-, C₃₋₁₄ cycloalkyl-C₁₋₆ alkyl-, (5-14 membered heteroaryl)-C₁₋₆ alkyl-, (4-14

membered heterocycloalkyl)-C₁₋₆ alkyl-, CN, NO₂, OR^{a3}, SR^{a3}, NHOR^{a3}, C(O)R^{b3},

2022283611 05 Dec 2022

- $C(O)NR^{c3}R^{d3}$, $C(O)NR^{c3}(OR^{a3})$, $C(O)OR^{a3}$, $OC(O)R^{b3}$, $OC(O)NR^{c3}R^{d3}$, $NR^{c3}R^{d3}$,
 $NR^{c3}NR^{c3}R^{d3}$, $NR^{c3}C(O)R^{b3}$, $NR^{c3}C(O)OR^{a3}$, $NR^{c3}C(O)NR^{c3}R^{d3}$, $C(=NR^{e3})R^{b3}$,
 $C(=NR^{e3})NR^{c3}R^{d3}$, $NR^{c3}C(=NR^{e3})NR^{c3}R^{d3}$, $NR^{c3}C(=NR^{e3})R^{b3}$, $NR^{c3}S(O)NR^{c3}R^{d3}$,
 $NR^{c3}S(O)R^{b3}$, $NR^{c3}S(O)_2R^{b3}$, $NR^{c3}S(O)(=NR^{e3})R^{b3}$, $NR^{c3}S(O)_2NR^{c3}R^{d3}$, $S(O)R^{b3}$,
5 $S(O)NR^{c3}R^{d3}$, $S(O)_2R^{b3}$, $S(O)_2NR^{c3}R^{d3}$, $OS(O)(=NR^{e3})R^{b3}$, $OS(O)_2R^{b3}$, SF_5 , $P(O)R^{f3}R^{g3}$,
 $OP(O)(OR^{h3})(OR^{i3})$, $P(O)(OR^{h3})(OR^{i3})$, and $BR^{j3}R^{k3}$, wherein the C_{1-6} alkyl, C_{2-6} alkenyl, C_{2-6}
alkynyl, C_{6-14} aryl, C_{3-14} cycloalkyl, 5-14 membered heteroaryl, 4-14 membered
heterocycloalkyl, C_{6-14} aryl- C_{1-6} alkyl-, C_{3-14} cycloalkyl- C_{1-6} alkyl-, (5-14 membered
heteroaryl)- C_{1-6} alkyl-, and (4-14 membered heterocycloalkyl)- C_{1-6} alkyl- of R^3 are each
10 optionally substituted with 1, 2, 3, 4, 5, 6, 7, or 8 independently selected R^D substituents;
 Cy^1 is C_{6-14} aryl, C_{3-14} cycloalkyl, 5-14 membered heteroaryl, or 4-14 membered
heterocycloalkyl, wherein the C_{6-14} aryl, C_{3-14} cycloalkyl, 5-14 membered heteroaryl, or 4-14
membered heterocycloalkyl is optionally substituted with 1, 2, 3, 4, 5, 6, 7, or 8 independently
selected R^E or R^M substituents;
15 Cy^2 is C_{6-14} aryl, C_{3-14} cycloalkyl, 5-14 membered heteroaryl, or 4-14 membered
heterocycloalkyl, wherein the C_{6-14} aryl, C_{3-14} cycloalkyl, 5-14 membered heteroaryl, or 4-14
membered heterocycloalkyl is optionally substituted with 1, 2, 3, 4, 5, 6, 7, or 8 independently
selected R^F substituents;
each R^{a2} , R^{c2} , R^{d2} , R^{a3} , R^{c3} , and R^{d3} is independently selected from H, C_{1-6} alkyl, C_{1-6}
20 haloalkyl, C_{2-6} alkenyl, C_{2-6} alkynyl, C_{6-14} aryl, C_{3-14} cycloalkyl, 5-14 membered heteroaryl, 4-
14 membered heterocycloalkyl, C_{6-14} aryl- C_{1-6} alkyl-, C_{3-14} cycloalkyl- C_{1-6} alkyl-, (5-14
membered heteroaryl)- C_{1-6} alkyl-, and (4-14 membered heterocycloalkyl)- C_{1-6} alkyl-, wherein
the C_{1-6} alkyl, C_{2-6} alkenyl, C_{2-6} alkynyl, C_{6-14} aryl, C_{3-14} cycloalkyl, 5-14 membered
heteroaryl, 4-14 membered heterocycloalkyl, C_{6-14} aryl- C_{1-6} alkyl-, C_{3-14} cycloalkyl- C_{1-6} alkyl-,
25 (5-14 membered heteroaryl)- C_{1-6} alkyl-, and (4-14 membered heterocycloalkyl)- C_{1-6} alkyl- of
 R^{a2} , R^{c2} , R^{d2} , R^{a3} , R^{c3} , and R^{d3} are each optionally substituted with 1, 2, 3, 4, 5, 6, 7, or 8
independently selected R^G substituents;
or any R^{c2} and R^{d2} attached to the same N atom, together with the N atom to which
they are attached, form a 5- or 6-membered heteroaryl or a 4-14 membered heterocycloalkyl
30 group, wherein the 5- or 6-membered heteroaryl or 4-14 membered heterocycloalkyl group is
optionally substituted with 1, 2, 3, or 4 independently selected R^G substituents;
or any R^{c3} and R^{d3} attached to the same N atom, together with the N atom to which
they are attached, form a 5- or 6-membered heteroaryl or a 4-14 membered heterocycloalkyl

2022283611 05 Dec 2022

group, wherein the 5- or 6-membered heteroaryl or 4-14 membered heterocycloalkyl group is optionally substituted with 1, 2, 3, or 4 independently selected R^G substituents;

each R^{b2} and R^{b3} is independently selected from H, C_{1-6} alkyl, C_{1-6} haloalkyl, C_{2-6} alkenyl, C_{2-6} alkynyl, C_{6-14} aryl, C_{3-14} cycloalkyl, 5-14 membered heteroaryl, 4-14 membered heterocycloalkyl, C_{6-14} aryl- C_{1-6} alkyl-, C_{3-14} cycloalkyl- C_{1-6} alkyl-, (5-14 membered heteroaryl)- C_{1-6} alkyl-, and (4-14 membered heterocycloalkyl)- C_{1-6} alkyl-, wherein the C_{1-6} alkyl, C_{2-6} alkenyl, C_{2-6} alkynyl, C_{6-14} aryl, C_{3-14} cycloalkyl, 5-14 membered heteroaryl, 4-14 membered heterocycloalkyl, C_{6-14} aryl- C_{1-6} alkyl-, C_{3-14} cycloalkyl- C_{1-6} alkyl-, (5-14 membered heteroaryl)- C_{1-6} alkyl-, and (4-14 membered heterocycloalkyl)- C_{1-6} alkyl- of R^{b2} and R^{b3} are each optionally substituted with 1, 2, 3, 4, 5, 6, 7, or 8 independently selected R^G substituents;

each R^{e2} and R^{e3} is independently selected from H, OH, CN, C_{1-6} alkyl, C_{1-6} alkoxy, C_{1-6} haloalkyl, C_{1-6} haloalkoxy, C_{2-6} alkenyl, C_{2-6} alkynyl, C_{6-14} aryl, C_{3-14} cycloalkyl, 5-14 membered heteroaryl, 4-14 membered heterocycloalkyl, C_{6-14} aryl- C_{1-6} alkyl-, C_{3-14} cycloalkyl- C_{1-6} alkyl-, (5-14 membered heteroaryl)- C_{1-6} alkyl-, and (4-14 membered heterocycloalkyl)- C_{1-6} alkyl-;

each R^{f2} , R^{e2} , R^{f3} , and R^{e3} is independently selected from H, C_{1-6} alkyl, C_{1-6} alkoxy, C_{1-6} haloalkyl, C_{1-6} haloalkoxy, C_{2-6} alkenyl, C_{2-6} alkynyl, C_{6-14} aryl, C_{3-14} cycloalkyl, 5-14 membered heteroaryl, 4-14 membered heterocycloalkyl, C_{6-14} aryl- C_{1-6} alkyl-, C_{3-14} cycloalkyl- C_{1-6} alkyl-, (5-14 membered heteroaryl)- C_{1-6} alkyl-, and (4-14 membered heterocycloalkyl)- C_{1-6} alkyl-;

each R^{h2} , R^{f2} , R^{h3} , and R^{f3} is independently selected from H, C_{1-6} alkyl, C_{1-6} haloalkyl, C_{2-6} alkenyl, C_{2-6} alkynyl, C_{6-14} aryl, C_{3-14} cycloalkyl, 5-14 membered heteroaryl, 4-14 membered heterocycloalkyl, C_{6-14} aryl- C_{1-6} alkyl-, C_{3-14} cycloalkyl- C_{1-6} alkyl-, (5-14 membered heteroaryl)- C_{1-6} alkyl-, and (4-14 membered heterocycloalkyl)- C_{1-6} alkyl-;

each R^{j2} , R^{k2} , R^{j3} , and R^{k3} is independently selected from OH, C_{1-6} alkoxy, and C_{1-6} haloalkoxy;

or any R^{j2} and R^{k2} attached to the same B atom, together with the B atom to which they are attached, form a 5- or 6-membered heterocycloalkyl group optionally substituted with 1, 2, 3, or 4 substituents independently selected from C_{1-6} alkyl and C_{1-6} haloalkyl;

or any R^{j3} and R^{k3} attached to the same B atom, together with the B atom to which they are attached, form a 5- or 6-membered heterocycloalkyl group optionally substituted with 1, 2, 3, or 4 substituents independently selected from C_{1-6} alkyl and C_{1-6} haloalkyl;

each R^C , R^D , R^E , R^M , R^F , and R^G is independently selected from D, halo, oxo, C_{1-6} alkyl, C_{1-6} haloalkyl, C_{2-6} alkenyl, C_{2-6} alkynyl, C_{6-14} aryl, C_{3-14} cycloalkyl, 5-14 membered

2022283611 05 Dec 2022

heteroaryl, 4-14 membered heterocycloalkyl, C₆₋₁₄ aryl-C₁₋₆ alkyl-, C₃₋₁₄ cycloalkyl-C₁₋₆ alkyl-, (5-14 membered heteroaryl)-C₁₋₆ alkyl-, (4-14 membered heterocycloalkyl)-C₁₋₆ alkyl-, CN, NO₂, OR^{a4}, SR^{a4}, NHOR^{a4}, C(O)R^{b4}, C(O)NR^{c4}R^{d4}, C(O)NR^{c4}(OR^{a4}), C(O)OR^{a4}, OC(O)R^{b4}, OC(O)NR^{c4}R^{d4}, NR^{c4}R^{d4}, NR^{c4}NR^{c4}R^{d4}, NR^{c4}C(O)R^{b4}, NR^{c4}C(O)OR^{a4}, NR^{c4}C(O)NR^{c4}R^{d4},
 5 C(=NR^{c4})R^{b4}, C(=NR^{c4})NR^{c4}R^{d4}, NR^{c4}C(=NR^{c4})NR^{c4}R^{d4}, NR^{c4}C(=NR^{c4})R^{b4}, NR^{c4}S(O)R^{b4}, NR^{c4}S(O)NR^{c4}R^{d4}, NR^{c4}S(O)₂R^{b4}, NR^{c4}S(O)(=NR^{c4})R^{b4}, NR^{c4}S(O)₂NR^{c4}R^{d4}, S(O)R^{b4}, S(O)NR^{c4}R^{d4}, S(O)₂R^{b4}, S(O)₂NR^{c4}R^{d4}, OS(O)(=NR^{c4})R^{b4}, OS(O)₂R^{b4}, SF₅, P(O)R^{f4}R^{g4}, OP(O)(OR^{h4})(ORⁱ⁴), P(O)(OR^{h4})(ORⁱ⁴), and BR^{j4}R^{k4}, wherein the C₁₋₆ alkyl, C₂₋₆ alkenyl, C₂₋₆ alkynyl, C₆₋₁₄ aryl, C₃₋₁₄ cycloalkyl, 5-14 membered heteroaryl, 4-14 membered
 10 heterocycloalkyl, C₆₋₁₄ aryl-C₁₋₆ alkyl-, C₃₋₁₄ cycloalkyl-C₁₋₆ alkyl-, (5-14 membered heteroaryl)-C₁₋₆ alkyl-, and (4-14 membered heterocycloalkyl)-C₁₋₆ alkyl- of R^C, R^D, R^E, R^M, R^F, and R^G are each optionally substituted with 1, 2, 3, 4, 5, 6, 7, or 8 independently selected R^H substituents;

each R^{a4}, R^{c4}, and R^{d4} is independently selected from H, C₁₋₆ alkyl, C₁₋₆ haloalkyl, C₂₋₆ alkenyl, C₂₋₆ alkynyl, C₆₋₁₄ aryl, C₃₋₁₄ cycloalkyl, 5-14 membered heteroaryl, 4-14 membered heterocycloalkyl, C₆₋₁₄ aryl-C₁₋₆ alkyl-, C₃₋₁₄ cycloalkyl-C₁₋₆ alkyl-, (5-14 membered heteroaryl)-C₁₋₆ alkyl-, and (4-14 membered heterocycloalkyl)-C₁₋₆ alkyl-, wherein the C₁₋₆ alkyl, C₂₋₆ alkenyl, C₂₋₆ alkynyl, C₆₋₁₄ aryl, C₃₋₁₄ cycloalkyl, 5-14 membered heteroaryl, 4-14 membered heterocycloalkyl, C₆₋₁₄ aryl-C₁₋₆ alkyl-, C₃₋₁₄ cycloalkyl-C₁₋₆ alkyl-, (5-14 membered heteroaryl)-C₁₋₆ alkyl-, and (4-14 membered heterocycloalkyl)-C₁₋₆ alkyl- of R^{a4}, R^{c4}, and R^{d4}
 15 are each optionally substituted with 1, 2, 3, 4, 5, 6, 7, or 8 independently selected R^H substituents;

or, any R^{c4} and R^{d4} attached to the same N atom, together with the N atom to which they are attached, optionally form a 5- or 6-membered heteroaryl or a 4-14 membered heterocycloalkyl group, wherein the 5- or 6-membered heteroaryl or 4-14 membered heterocycloalkyl group is optionally substituted with 1, 2, 3, or 4 independently selected R^H substituents;
 25

each R^{b4} is independently selected from H, C₁₋₆ alkyl, C₁₋₆ haloalkyl, C₂₋₆ alkenyl, C₂₋₆ alkynyl, C₆₋₁₄ aryl, C₃₋₁₄ cycloalkyl, 5-14 membered heteroaryl, 4-14 membered heterocycloalkyl, C₆₋₁₄ aryl-C₁₋₆ alkyl-, C₃₋₁₄ cycloalkyl-C₁₋₆ alkyl-, (5-14 membered heteroaryl)-C₁₋₆ alkyl-, and (4-14 membered heterocycloalkyl)-C₁₋₆ alkyl-, wherein the C₁₋₆ alkyl, C₂₋₆ alkenyl, C₂₋₆ alkynyl, C₆₋₁₄ aryl, C₃₋₁₄ cycloalkyl, 5-14 membered heteroaryl, 4-14 membered heterocycloalkyl, C₆₋₁₄ aryl-C₁₋₆ alkyl-, C₃₋₁₄ cycloalkyl-C₁₋₆ alkyl-, (5-14 membered
 30

heteroaryl)-C₁₋₆ alkyl-, and (4-14 membered heterocycloalkyl)-C₁₋₆ alkyl- of R^{b4} are each optionally substituted with 1, 2, 3, 4, 5, 6, 7, or 8 independently selected R^H substituents;

each R^{e4} is independently selected from H, OH, CN, C₁₋₆ alkyl, C₁₋₆ alkoxy, C₁₋₆ haloalkyl, C₁₋₆ haloalkoxy, C₂₋₆ alkenyl, C₂₋₆ alkynyl, C₆₋₁₄ aryl, C₃₋₁₄ cycloalkyl, 5-14 membered heteroaryl, 4-14 membered heterocycloalkyl, C₆₋₁₄ aryl-C₁₋₆ alkyl-, C₃₋₁₄ cycloalkyl-C₁₋₆ alkyl-, (5-14 membered heteroaryl)-C₁₋₆ alkyl-, and (4-14 membered heterocycloalkyl)-C₁₋₆ alkyl-;

each R^{f4} and R^{g4} is independently selected from H, C₁₋₆ alkyl, C₁₋₆ alkoxy, C₁₋₆ haloalkyl, C₁₋₆ haloalkoxy, C₂₋₆ alkenyl, C₂₋₆ alkynyl, C₆₋₁₄ aryl, C₃₋₁₄ cycloalkyl, 5-14 membered heteroaryl, 4-14 membered heterocycloalkyl, C₆₋₁₄ aryl-C₁₋₆ alkyl-, C₃₋₁₄ cycloalkyl-C₁₋₆ alkyl-, (5-14 membered heteroaryl)-C₁₋₆ alkyl-, and (4-14 membered heterocycloalkyl)-C₁₋₆ alkyl-;

each R^{h4} and Rⁱ⁴ is independently selected from H, C₁₋₆ alkyl, C₁₋₆ haloalkyl, C₂₋₆ alkenyl, C₂₋₆ alkynyl, C₆₋₁₄ aryl, C₃₋₁₄ cycloalkyl, 5-14 membered heteroaryl, 4-14 membered heterocycloalkyl, C₆₋₁₄ aryl-C₁₋₆ alkyl-, C₃₋₁₄ cycloalkyl-C₁₋₆ alkyl-, (5-14 membered heteroaryl)-C₁₋₆ alkyl-, and (4-14 membered heterocycloalkyl)-C₁₋₆ alkyl-;

each R^{j4} and R^{k4} is independently selected from OH, C₁₋₆ alkoxy, and C₁₋₆ haloalkoxy;

or, any R^{j4} and R^{k4} attached to the same B atom, together with the B atom to which they are attached, form a 5- or 6-membered heterocycloalkyl group optionally substituted with 1, 2, 3, or 4 substituents independently selected from C₁₋₆ alkyl and C₁₋₆ haloalkyl;

each R^H is independently selected from D, halo, oxo, C₁₋₆ alkyl, C₁₋₆ haloalkyl, C₂₋₆ alkenyl, C₂₋₆ alkynyl, C₆₋₁₄ aryl, C₃₋₁₄ cycloalkyl, 5-14 membered heteroaryl, 4-14 membered heterocycloalkyl, C₆₋₁₄ aryl-C₁₋₆ alkyl-, C₃₋₁₄ cycloalkyl-C₁₋₆ alkyl-, (5-14 membered heteroaryl)-C₁₋₆ alkyl-, (4-14 membered heterocycloalkyl)-C₁₋₆ alkyl-, CN, NO₂, OR^{a5}, SR^{a5}, NHOR^{a5}, C(O)R^{b5}, C(O)NR^{c5}R^{d5}, C(O)NR^{c5}(OR^{a5}), C(O)OR^{a5}, OC(O)R^{b5}, OC(O)NR^{c5}R^{d5}, NR^{c5}R^{d5}, NR^{c5}NR^{c5}R^{d5}, NR^{c5}C(O)R^{b5}, NR^{c5}C(O)OR^{a5}, NR^{c5}C(O)NR^{c5}R^{d5}, C(=NR^{e5})R^{b5}, C(=NR^{e5})NR^{c5}R^{d5}, NR^{c5}C(=NR^{e5})NR^{c5}R^{d5}, NR^{c5}C(=NR^{e5})R^{b5}, NR^{c5}S(O)R^{b5}, NR^{c5}S(O)NR^{c5}R^{d5}, NR^{c5}S(O)₂R^{b5}, NR^{c5}S(O)(=NR^{e5})R^{b5}, NR^{c5}S(O)₂NR^{c5}R^{d5}, S(O)R^{b5}, S(O)NR^{c5}R^{d5}, S(O)₂R^{b5}, S(O)₂NR^{c5}R^{d5}, OS(O)(=NR^{e5})R^{b5}, OS(O)₂R^{b5}, SF₃, P(O)R^{f5}R^{g5}, OP(O)(OR^{h5})(ORⁱ⁵), P(O)(OR^{h5})(ORⁱ⁵), and BR^{j5}R^{k5}, wherein the C₁₋₆ alkyl, C₂₋₆ alkenyl, C₂₋₆ alkynyl, C₆₋₁₄ aryl, C₃₋₁₄ cycloalkyl, 5-14 membered heteroaryl, 4-14 membered heterocycloalkyl, C₆₋₁₄ aryl-C₁₋₆ alkyl-, C₃₋₁₄ cycloalkyl-C₁₋₆ alkyl-, (5-14 membered heteroaryl)-C₁₋₆ alkyl-, and (4-14 membered heterocycloalkyl)-C₁₋₆ alkyl- of R^H are each optionally substituted with 1, 2, 3, or 4 independently selected R^I substituents;

2022283611 05 Dec 2022

each R^{a5} , R^{c5} , and R^{d5} is independently selected from H, C_{1-6} alkyl, C_{1-6} haloalkyl, C_{2-6} alkenyl, C_{2-6} alkynyl, C_{6-14} aryl, C_{3-14} cycloalkyl, 5-14 membered heteroaryl, 4-14 membered heterocycloalkyl, C_{6-14} aryl- C_{1-6} alkyl-, C_{3-14} cycloalkyl- C_{1-6} alkyl-, (5-14 membered heteroaryl)- C_{1-6} alkyl-, and (4-14 membered heterocycloalkyl)- C_{1-6} alkyl-, wherein the C_{1-6} alkyl, C_{2-6} alkenyl, C_{2-6} alkynyl, C_{6-14} aryl, C_{3-14} cycloalkyl, 5-14 membered heteroaryl, 4-14 membered heterocycloalkyl, C_{6-14} aryl- C_{1-6} alkyl-, C_{3-14} cycloalkyl- C_{1-6} alkyl-, (5-14 membered heteroaryl)- C_{1-6} alkyl-, and (4-14 membered heterocycloalkyl)- C_{1-6} alkyl- of R^{a5} , R^{c5} , and R^{d5} are each optionally substituted with 1, 2, 3, or 4 independently selected R^1 substituents;

or any R^{c5} and R^{d5} attached to the same N atom, together with the N atom to which they are attached, form a 5- or 6-membered heteroaryl or a 4-14 membered heterocycloalkyl group, wherein the 5- or 6-membered heteroaryl or 4-14 membered heterocycloalkyl group is optionally substituted with 1, 2, 3, or 4 independently selected R^1 substituents;

each R^{b5} is independently selected from H, C_{1-6} alkyl, C_{1-6} haloalkyl, C_{2-6} alkenyl, C_{2-6} alkynyl, C_{6-14} aryl, C_{3-14} cycloalkyl, 5-14 membered heteroaryl, 4-14 membered heterocycloalkyl, C_{6-14} aryl- C_{1-6} alkyl-, C_{3-14} cycloalkyl- C_{1-6} alkyl-, (5-14 membered heteroaryl)- C_{1-6} alkyl-, and (4-14 membered heterocycloalkyl)- C_{1-6} alkyl-, wherein the C_{1-6} alkyl, C_{2-6} alkenyl, C_{2-6} alkynyl, C_{6-14} aryl, C_{3-14} cycloalkyl, 5-14 membered heteroaryl, 4-14 membered heterocycloalkyl, C_{6-14} aryl- C_{1-6} alkyl-, C_{3-14} cycloalkyl- C_{1-6} alkyl-, (5-14 membered heteroaryl)- C_{1-6} alkyl-, and (4-14 membered heterocycloalkyl)- C_{1-6} alkyl- of R^{b5} are each optionally substituted with 1, 2, 3, or 4 independently selected R^1 substituents;

each R^{e5} is independently selected from H, OH, CN, C_{1-6} alkyl, C_{1-6} alkoxy, C_{1-6} haloalkyl, C_{1-6} haloalkoxy, C_{2-6} alkenyl, C_{2-6} alkynyl, C_{6-14} aryl, C_{3-14} cycloalkyl, 5-14 membered heteroaryl, 4-14 membered heterocycloalkyl, C_{6-14} aryl- C_{1-6} alkyl-, C_{3-14} cycloalkyl- C_{1-6} alkyl-, (5-14 membered heteroaryl)- C_{1-6} alkyl-, and (4-14 membered heterocycloalkyl)- C_{1-6} alkyl-;

each R^{f5} and R^{g5} is independently selected from H, C_{1-6} alkyl, C_{1-6} alkoxy, C_{1-6} haloalkyl, C_{1-6} haloalkoxy, C_{2-6} alkenyl, C_{2-6} alkynyl, C_{6-14} aryl, C_{3-14} cycloalkyl, 5-14 membered heteroaryl, 4-14 membered heterocycloalkyl, C_{6-14} aryl- C_{1-6} alkyl-, C_{3-14} cycloalkyl- C_{1-6} alkyl-, (5-14 membered heteroaryl)- C_{1-6} alkyl-, and (4-14 membered heterocycloalkyl)- C_{1-6} alkyl-;

each R^{h5} and R^{i5} is independently selected from H, C_{1-6} alkyl, C_{1-6} haloalkyl, C_{2-6} alkenyl, C_{2-6} alkynyl, C_{6-14} aryl, C_{3-14} cycloalkyl, 5-14 membered heteroaryl, 4-14 membered heterocycloalkyl, C_{6-14} aryl- C_{1-6} alkyl-, C_{3-14} cycloalkyl- C_{1-6} alkyl-, (5-14 membered heteroaryl)- C_{1-6} alkyl-, and (4-14 membered heterocycloalkyl)- C_{1-6} alkyl-;

2022283611 05 Dec 2022

- each R^{j5} and R^{k5} is independently selected from OH, C_{1-6} alkoxy, and C_{1-6} haloalkoxy;
 or, any R^{j5} and R^{k5} attached to the same B atom, together with the B atom to which
 they are attached, form a 5- or 6-membered heterocycloalkyl group optionally substituted
 with 1, 2, 3, or 4 substituents independently selected from C_{1-6} alkyl and C_{1-6} haloalkyl;
- 5 each R^1 is independently selected from D, halo, oxo, C_{1-6} alkyl, C_{1-6} haloalkyl, C_{2-6}
 alkenyl, C_{2-6} alkynyl, C_{6-14} aryl, C_{3-14} cycloalkyl, 5-14 membered heteroaryl, 4-14 membered
 heterocycloalkyl, C_{6-14} aryl- C_{1-6} alkyl-, C_{3-14} cycloalkyl- C_{1-6} alkyl-, (5-14 membered
 heteroaryl)- C_{1-6} alkyl-, and (4-14 membered heterocycloalkyl)- C_{1-6} alkyl-, CN, NO_2 , OR^{a6} ,
 SR^{a6} , $NHOR^{a6}$, $C(O)R^{b6}$, $C(O)NR^{c6}R^{d6}$, $C(O)NR^{c6}(OR^{a6})$, $C(O)OR^{a6}$, $OC(O)R^{b6}$,
 10 $OC(O)NR^{c6}R^{d6}$, $NR^{c6}R^{d6}$, $NR^{c6}NR^{c6}R^{d6}$, $NR^{c6}C(O)R^{b6}$, $NR^{c6}C(O)OR^{a6}$, $NR^{c6}C(O)NR^{c5}R^{d6}$,
 $C(=NR^{c6})R^{b6}$, $C(=NR^{c6})NR^{c6}R^{d6}$, $NR^{c6}C(=NR^{c6})NR^{c6}R^{d6}$, $NR^{c6}C(=NR^{c6})R^{b6}$, $NR^{c6}S(O)R^{b6}$,
 $NR^{c6}S(O)NR^{c6}R^{d6}$, $NR^{c6}S(O)_2R^{b6}$, $NR^{c6}S(O)(=NR^{c6})R^{b6}$, $NR^{c6}S(O)_2NR^{c6}R^{d6}$, $S(O)R^{b6}$,
 $S(O)NR^{c6}R^{d6}$, $S(O)_2R^{b6}$, $S(O)_2NR^{c6}R^{d6}$, $OS(O)(=NR^{c6})R^{b6}$, $OS(O)_2R^{b6}$, SF_5 , $P(O)R^{f6}R^{g6}$,
 $OP(O)(OR^{h6})(OR^{i6})$, $P(O)(OR^{h6})(OR^{i6})$, and $BR^{j6}R^{k6}$, wherein the C_{1-6} alkyl, C_{2-6} alkenyl, C_{2-6}
 15 alkynyl, C_{6-14} aryl, C_{3-14} cycloalkyl, 5-14 membered heteroaryl, 4-14 membered
 heterocycloalkyl, C_{6-14} aryl- C_{1-6} alkyl-, C_{3-14} cycloalkyl- C_{1-6} alkyl-, (5-14 membered
 heteroaryl)- C_{1-6} alkyl-, and (4-14 membered heterocycloalkyl)- C_{1-6} alkyl- of R^1 are each
 optionally substituted with 1, 2, 3, or 4 independently selected R^j substituents;
- each R^{a6} , R^{c6} , and R^{d6} is independently selected from H, C_{1-6} alkyl, C_{1-6} haloalkyl, C_{2-6}
 20 alkenyl, C_{2-6} alkynyl, C_{6-14} aryl, C_{3-14} cycloalkyl, 5-14 membered heteroaryl, 4-14 membered
 heterocycloalkyl, C_{6-14} aryl- C_{1-6} alkyl-, C_{3-14} cycloalkyl- C_{1-6} alkyl-, (5-14 membered
 heteroaryl)- C_{1-6} alkyl-, and (4-14 membered heterocycloalkyl)- C_{1-6} alkyl-, wherein the C_{1-6}
 alkyl, C_{2-6} alkenyl, C_{2-6} alkynyl, C_{6-14} aryl, C_{3-14} cycloalkyl, 5-14 membered heteroaryl, 4-14
 membered heterocycloalkyl, C_{6-14} aryl- C_{1-6} alkyl-, C_{3-14} cycloalkyl- C_{1-6} alkyl-, (5-14 membered
 25 heteroaryl)- C_{1-6} alkyl-, and (4-14 membered heterocycloalkyl)- C_{1-6} alkyl- of R^{a6} , R^{c6} , and R^{d6}
 are each optionally substituted with 1, 2, 3, or 4 independently selected R^j substituents;
- or any R^{c6} and R^{d6} attached to the same N atom, together with the N atom to which
 they are attached, form a 5- or 6-membered heteroaryl or a 4-14 membered heterocycloalkyl
 group, wherein the 5- or 6-membered heteroaryl or 4-14 membered heterocycloalkyl group is
 30 optionally substituted with 1, 2, 3, or 4 independently selected R^j substituents;
- each R^{b6} is independently selected from H, C_{1-6} alkyl, C_{1-6} haloalkyl, C_{2-6} alkenyl, C_{2-6}
 alkynyl, C_{6-14} aryl, C_{3-14} cycloalkyl, 5-14 membered heteroaryl, 4-14 membered
 heterocycloalkyl, C_{6-14} aryl- C_{1-6} alkyl-, C_{3-14} cycloalkyl- C_{1-6} alkyl-, (5-14 membered
 heteroaryl)- C_{1-6} alkyl-, and (4-14 membered heterocycloalkyl)- C_{1-6} alkyl-, wherein the C_{1-6}

2022283611 05 Dec 2022

alkyl, C₂₋₆ alkenyl, C₂₋₆ alkynyl, C₆₋₁₄ aryl, C₃₋₁₄ cycloalkyl, 5-14 membered heteroaryl, 4-14 membered heterocycloalkyl, C₆₋₁₄ aryl-C₁₋₆ alkyl-, C₃₋₁₄ cycloalkyl-C₁₋₆ alkyl-, (5-14 membered heteroaryl)-C₁₋₆ alkyl-, and (4-14 membered heterocycloalkyl)-C₁₋₆ alkyl- of R^{b6} are each optionally substituted with 1, 2, 3, or 4 independently selected R^j substituents;

5 each R^{b6} is independently selected from H, OH, CN, C₁₋₆ alkyl, C₁₋₆ alkoxy, C₁₋₆ haloalkyl, C₁₋₆ haloalkoxy, C₂₋₆ alkenyl, C₂₋₆ alkynyl, C₆₋₁₄ aryl, C₃₋₁₄ cycloalkyl, 5-14 membered heteroaryl, 4-14 membered heterocycloalkyl, C₆₋₁₄ aryl-C₁₋₆ alkyl-, C₃₋₁₄ cycloalkyl-C₁₋₆ alkyl-, (5-14 membered heteroaryl)-C₁₋₆ alkyl-, and (4-14 membered heterocycloalkyl)-C₁₋₆ alkyl-;

10 each R^{h6} and R^{g6} is independently selected from H, C₁₋₆ alkyl, C₁₋₆ alkoxy, C₁₋₆ haloalkyl, C₁₋₆ haloalkoxy, C₂₋₆ alkenyl, C₂₋₆ alkynyl, C₆₋₁₄ aryl, C₃₋₁₄ cycloalkyl, 5-14 membered heteroaryl, 4-14 membered heterocycloalkyl, C₆₋₁₄ aryl-C₁₋₆ alkyl-, C₃₋₁₄ cycloalkyl-C₁₋₆ alkyl-, (5-14 membered heteroaryl)-C₁₋₆ alkyl-, and (4-14 membered heterocycloalkyl)-C₁₋₆ alkyl-;

15 each R^{h6} and Rⁱ⁶ is independently selected from H, C₁₋₆ alkyl, C₁₋₆ haloalkyl, C₂₋₆ alkenyl, C₂₋₆ alkynyl, C₆₋₁₄ aryl, C₃₋₁₄ cycloalkyl, 5-14 membered heteroaryl, 4-14 membered heterocycloalkyl, C₆₋₁₄ aryl-C₁₋₆ alkyl-, C₃₋₁₄ cycloalkyl-C₁₋₆ alkyl-, (5-14 membered heteroaryl)-C₁₋₆ alkyl-, and (4-14 membered heterocycloalkyl)-C₁₋₆ alkyl-;

each R^{j6} and R^{k6} is independently selected from OH, C₁₋₆ alkoxy, and C₁₋₆ haloalkoxy;

20 or, any Rⁱ⁶ and R^{k6} attached to the same B atom, together with the B atom to which they are attached, form a 5- or 6-membered heterocycloalkyl group optionally substituted with 1, 2, 3, or 4 substituents independently selected from C₁₋₆ alkyl and C₁₋₆ haloalkyl;

each R^j is independently selected from D, halo, oxo, C₁₋₆ alkyl, C₁₋₆ haloalkyl, C₂₋₆ alkenyl, C₂₋₆ alkynyl, C₆₋₁₄ aryl, C₃₋₁₄ cycloalkyl, 5-14 membered heteroaryl, 4-14 membered heterocycloalkyl, C₆₋₁₄ aryl-C₁₋₆ alkyl-, C₃₋₁₄ cycloalkyl-C₁₋₆ alkyl-, (5-14 membered heteroaryl)-C₁₋₆ alkyl-, and (4-14 membered heterocycloalkyl)-C₁₋₆ alkyl-, CN, NO₂, OR^{a7}, SR^{a7}, NHOR^{a7}, C(O)R^{b7}, C(O)NR^{c7}R^{d7}, C(O)NR^{c7}(OR^{a7}), C(O)OR^{a7}, OC(O)R^{b7}, OC(O)NR^{c7}R^{d7}, NR^{c7}R^{d7}, NR^{c7}NR^{c7}R^{d7}, NR^{c7}C(O)R^{b7}, NR^{c7}C(O)OR^{a7}, NR^{c7}C(O)NR^{c7}R^{d7}, C(=NR^{e7})R^{b7}, C(=NR^{e7})NR^{c7}R^{d7}, NR^{c7}C(=NR^{e7})NR^{c7}R^{d7}, NR^{c7}C(=NR^{e7})R^{b7}, NR^{c7}S(O)R^{b7}, NR^{c7}S(O)NR^{c7}R^{d7}, NR^{c7}S(O)₂R^{b7}, NR^{c7}S(O)(=NR^{e7})R^{b7}, NR^{c7}S(O)₂NR^{c7}R^{d7}, S(O)R^{b7}, S(O)NR^{c7}R^{d7}, S(O)₂R^{b7}, S(O)₂NR^{c7}R^{d7}, OS(O)(=NR^{e7})R^{b7}, OS(O)₂R^{b7}, SF₅, P(O)R^{f7}R^{g7}, OP(O)(OR^{h7})(ORⁱ⁷), P(O)(OR^{h7})(ORⁱ⁷), and BR^{j7}R^{k7}, wherein the C₁₋₆ alkyl, C₂₋₆ alkenyl, C₂₋₆ alkynyl, C₆₋₁₄ aryl, C₃₋₁₄ cycloalkyl, 5-14 membered heteroaryl, 4-14 membered heterocycloalkyl, C₆₋₁₄ aryl-C₁₋₆ alkyl-, C₃₋₁₄ cycloalkyl-C₁₋₆ alkyl-, (5-14 membered

2022283611 05 Dec 2022

heteroaryl)-C₁₋₆ alkyl-, and (4-14 membered heterocycloalkyl)-C₁₋₆ alkyl- of R^j are each optionally substituted with 1, 2, 3, or 4 independently selected R^K substituents;

each R^{a7}, R^{c7}, and R^{d7} is independently selected from H, C₁₋₆ alkyl, C₁₋₆ haloalkyl, C₂₋₆ alkenyl, C₂₋₆ alkynyl, C₆₋₁₄ aryl, C₃₋₁₄ cycloalkyl, 5-14 membered heteroaryl, 4-14 membered heterocycloalkyl, C₆₋₁₄ aryl-C₁₋₆ alkyl-, C₃₋₁₄ cycloalkyl-C₁₋₆ alkyl-, (5-14 membered heteroaryl)-C₁₋₆ alkyl-, and (4-14 membered heterocycloalkyl)-C₁₋₆ alkyl- wherein the C₁₋₆ alkyl, C₂₋₆ alkenyl, C₂₋₆ alkynyl, C₆₋₁₄ aryl, C₃₋₁₄ cycloalkyl, 5-14 membered heteroaryl, 4-14 membered heterocycloalkyl, C₆₋₁₄ aryl-C₁₋₆ alkyl-, C₃₋₁₄ cycloalkyl-C₁₋₆ alkyl-, (5-14 membered heteroaryl)-C₁₋₆ alkyl-, and (4-14 membered heterocycloalkyl)-C₁₋₆ alkyl- of R^{a7}, R^{c7}, and R^{d7} are each optionally substituted with 1, 2, 3, or 4 independently selected R^K substituents;

or any R^{c7} and R^{d7} attached to the same N atom, together with the N atom to which they are attached, form a 5- or 6-membered heteroaryl or a 4-14 membered heterocycloalkyl group, wherein the 5- or 6-membered heteroaryl or 4-14 membered heterocycloalkyl group is optionally substituted with 1, 2, 3, or 4 independently selected R^K substituents;

each R^{b7} is independently selected from H, C₁₋₆ alkyl, C₁₋₆ haloalkyl, C₂₋₆ alkenyl, C₂₋₆ alkynyl, C₆₋₁₄ aryl, C₃₋₁₄ cycloalkyl, 5-14 membered heteroaryl, 4-14 membered heterocycloalkyl, C₆₋₁₄ aryl-C₁₋₆ alkyl-, C₃₋₁₄ cycloalkyl-C₁₋₆ alkyl-, (5-14 membered heteroaryl)-C₁₋₆ alkyl-, and (4-14 membered heterocycloalkyl)-C₁₋₆ alkyl-, wherein the C₁₋₆ alkyl, C₂₋₆ alkenyl, C₂₋₆ alkynyl, C₆₋₁₄ aryl, C₃₋₁₄ cycloalkyl, 5-14 membered heteroaryl, 4-14 membered heterocycloalkyl, C₆₋₁₄ aryl-C₁₋₆ alkyl-, C₃₋₁₄ cycloalkyl-C₁₋₆ alkyl-, (5-14 membered heteroaryl)-C₁₋₆ alkyl-, and (4-14 membered heterocycloalkyl)-C₁₋₆ alkyl- of R^{b7} are each optionally substituted with 1, 2, 3, or 4 independently selected R^K substituents;

each R^{e7} is independently selected from H, OH, CN, C₁₋₆ alkyl, C₂₋₆ alkenyl, C₁₋₆ alkoxy, C₁₋₆ haloalkyl, C₁₋₆ haloalkoxy, C₂₋₆ alkynyl, C₆₋₁₄ aryl, C₃₋₁₄ cycloalkyl, 5-14 membered heteroaryl, and 4-14 membered heterocycloalkyl;

each R^{f7} and R^{g7} is independently selected from H, C₁₋₆ alkyl, C₁₋₆ alkoxy, C₁₋₆ haloalkyl, C₁₋₆ haloalkoxy, C₂₋₆ alkenyl, C₂₋₆ alkynyl, C₆₋₁₄ aryl, C₃₋₁₄ cycloalkyl, 5-14 membered heteroaryl, 4-14 membered heterocycloalkyl, C₆₋₁₄ aryl-C₁₋₆ alkyl-, C₃₋₁₄ cycloalkyl-C₁₋₆ alkyl-, (5-14 membered heteroaryl)-C₁₋₆ alkyl-, and (4-14 membered heterocycloalkyl)-C₁₋₆ alkyl-;

each R^{h7} and Rⁱ⁷ is independently selected from H, C₁₋₆ alkyl, C₁₋₆ haloalkyl, C₂₋₆ alkenyl, C₂₋₆ alkynyl, C₆₋₁₄ aryl, C₃₋₁₄ cycloalkyl, 5-14 membered heteroaryl, 4-14 membered heterocycloalkyl, C₆₋₁₄ aryl-C₁₋₆ alkyl-, C₃₋₁₄ cycloalkyl-C₁₋₆ alkyl-, (5-14 membered heteroaryl)-C₁₋₆ alkyl-, and (4-14 membered heterocycloalkyl)-C₁₋₆ alkyl-;

each R^{j7} and R^{k7} is independently selected from OH, C_{1-6} alkoxy, and C_{1-6} haloalkoxy;
 or, any R^{j7} and R^{k7} attached to the same B atom, together with the B atom to which
 they are attached, form a 5- or 6-membered heterocycloalkyl group optionally substituted
 with 1, 2, 3, or 4 substituents independently selected from C_{1-6} alkyl and C_{1-6} haloalkyl;

each R^K is independently selected from H, D, OH, halo, oxo, CN, $C(O)OH$, NH_2 ,
 NO_2 , SF_5 , C_{1-6} alkyl, C_{1-6} alkoxy, C_{1-6} haloalkoxy, C_{1-6} haloalkyl, C_{2-6} alkenyl, C_{2-6} alkynyl, C_{6-14}
 aryl, C_{3-14} cycloalkyl, 5-14 membered heteroaryl, 4-14 membered heterocycloalkyl, C_{6-14}
 aryl- C_{1-6} alkyl-, C_{3-14} cycloalkyl- C_{1-6} alkyl-, (5-14 membered heteroaryl)- C_{1-6} alkyl-, and (4-14
 membered heterocycloalkyl)- C_{1-6} alkyl-; and

wherein any heteroaryl group of any of the above-recited substituents optionally
 comprises an N-oxide on any ring-forming nitrogen.

In some embodiments:

X is N;

R^1 is selected from H, C_{1-6} alkyl, C_{1-6} haloalkyl, C_{2-6} alkenyl, C_{2-6} alkynyl, C_{6-14} aryl,
 C_{3-14} cycloalkyl, 5-14 membered heteroaryl, 4-14 membered heterocycloalkyl, C_{6-14} aryl- C_{1-6}
 alkyl-, C_{3-14} cycloalkyl- C_{1-6} alkyl-, (5-14 membered heteroaryl)- C_{1-6} alkyl-, (4-14 membered
 heterocycloalkyl)- C_{1-6} alkyl-, OR^{a1} , $C(O)R^{b1}$, $C(O)NR^{c1}R^{d1}$, $C(O)OR^{a1}$, $C(=NR^{e1})R^{b1}$,
 $C(=NR^{e1})NR^{c1}R^{d1}$, $S(O)R^{b1}$, $S(O)NR^{c1}R^{d1}$, $S(O)_2R^{b1}$, and $S(O)_2NR^{c1}R^{d1}$, wherein the C_{1-6}
 alkyl, C_{2-6} alkenyl, C_{2-6} alkynyl, C_{6-14} aryl, C_{3-14} cycloalkyl, 5-14 membered heteroaryl, 4-14
 membered heterocycloalkyl, C_{6-14} aryl- C_{1-6} alkyl-, C_{3-14} cycloalkyl- C_{1-6} alkyl-, (5-14 membered
 heteroaryl)- C_{1-6} alkyl-, and (4-14 membered heterocycloalkyl)- C_{1-6} alkyl- of R^1 are each
 optionally substituted with 1, 2, 3, 4, 5, 6, 7, or 8 independently selected R^B substituents;

R^2 is selected from H, D, halo, C_{1-6} alkyl, C_{1-6} haloalkyl, C_{2-6} alkenyl, C_{2-6} alkynyl, C_{6-14}
 aryl, C_{3-14} cycloalkyl, 5-14 membered heteroaryl, 4-14 membered heterocycloalkyl, C_{6-14}
 aryl- C_{1-6} alkyl-, C_{3-14} cycloalkyl- C_{1-6} alkyl-, (5-14 membered heteroaryl)- C_{1-6} alkyl-, (4-14
 membered heterocycloalkyl)- C_{1-6} alkyl-, CN, NO_2 , OR^{a2} , SR^{a2} , $NHOR^{a2}$, $C(O)R^{b2}$,
 $C(O)NR^{c2}R^{d2}$, $C(O)NR^{c2}(OR^{a2})$, $C(O)OR^{a2}$, $OC(O)R^{b2}$, $OC(O)NR^{c2}R^{d2}$, $NR^{c2}R^{d2}$,
 $NR^{c2}NR^{c2}R^{d2}$, $NR^{c2}C(O)R^{b2}$, $NR^{c2}C(O)OR^{a2}$, $NR^{c2}C(O)NR^{c2}R^{d2}$, $C(=NR^{e2})R^{b2}$,
 $C(=NR^{e2})NR^{c2}R^{d2}$, $NR^{c2}C(=NR^{e2})NR^{c2}R^{d2}$, $NR^{c2}C(=NR^{e2})R^{b2}$, $NR^{c2}S(O)NR^{c2}R^{d2}$,
 $NR^{c2}S(O)R^{b2}$, $NR^{c2}S(O)_2R^{b2}$, $NR^{c2}S(O)(=NR^{e2})R^{b2}$, $NR^{c2}S(O)_2NR^{c2}R^{d2}$, $S(O)R^{b2}$,
 $S(O)NR^{c2}R^{d2}$, $S(O)_2R^{b2}$, $S(O)_2NR^{c2}R^{d2}$, $OS(O)(=NR^{e2})R^{b2}$, $OS(O)_2R^{b2}$, SF_5 , $P(O)R^{f2}R^{g2}$,
 $OP(O)(OR^{h2})(OR^{i2})$, $P(O)(OR^{h2})(OR^{i2})$, and $BR^{j2}R^{k2}$, wherein the C_{1-6} alkyl, C_{2-6} alkenyl, C_{2-6}
 alkynyl, C_{6-14} aryl, C_{3-14} cycloalkyl, 5-14 membered heteroaryl, 4-14 membered
 heterocycloalkyl, C_{6-14} aryl- C_{1-6} alkyl-, C_{3-14} cycloalkyl- C_{1-6} alkyl-, (5-14 membered

2022283611 05 Dec 2022

heteroaryl)-C₁₋₆ alkyl-, and (4-14 membered heterocycloalkyl)-C₁₋₆ alkyl- of R² are each optionally substituted with 1, 2, 3, 4, 5, 6, 7, or 8 independently selected R^C substituents;

Cy¹ is C₆₋₁₄ aryl, C₃₋₁₄ cycloalkyl, 5-14 membered heteroaryl, or 4-14 membered heterocycloalkyl, wherein the C₆₋₁₄ aryl, C₃₋₁₄ cycloalkyl, 5-14 membered heteroaryl, or 4-14 membered heterocycloalkyl is optionally substituted with 1, 2, 3, 4, 5, 6, 7, or 8 independently selected R^E substituents;

provided that when Cy¹ is 4-14 membered heterocycloalkyl, then the 4-14 membered heterocycloalkyl of Cy¹ is other than unsubstituted morpholinyl;

Cy² is C₆₋₁₄ aryl, C₃₋₁₄ cycloalkyl, 5-14 membered heteroaryl, or 4-14 membered heterocycloalkyl, wherein the C₆₋₁₄ aryl, C₃₋₁₄ cycloalkyl, 5-14 membered heteroaryl, or 4-14 membered heterocycloalkyl is optionally substituted with 1, 2, 3, 4, 5, 6, 7, or 8 independently selected R^F substituents;

each R^{a1}, R^{c1}, R^{d1}, R^{a2}, R^{c2}, and R^{d2} is independently selected from H, C₁₋₆ alkyl, C₁₋₆ haloalkyl, C₂₋₆ alkenyl, C₂₋₆ alkynyl, C₆₋₁₄ aryl, C₃₋₁₄ cycloalkyl, 5-14 membered heteroaryl, 4-14 membered heterocycloalkyl, C₆₋₁₄ aryl-C₁₋₆ alkyl-, C₃₋₁₄ cycloalkyl-C₁₋₆ alkyl-, (5-14 membered heteroaryl)-C₁₋₆ alkyl-, and (4-14 membered heterocycloalkyl)-C₁₋₆ alkyl-, wherein the C₁₋₆ alkyl, C₂₋₆ alkenyl, C₂₋₆ alkynyl, C₆₋₁₄ aryl, C₃₋₁₄ cycloalkyl, 5-14 membered heteroaryl, 4-14 membered heterocycloalkyl, C₆₋₁₄ aryl-C₁₋₆ alkyl-, C₃₋₁₄ cycloalkyl-C₁₋₆ alkyl-, (5-14 membered heteroaryl)-C₁₋₆ alkyl-, and (4-14 membered heterocycloalkyl)-C₁₋₆ alkyl- of R^{a1}, R^{c1}, R^{d1}, R^{a2}, R^{c2}, and R^{d2} are each optionally substituted with 1, 2, 3, 4, 5, 6, 7, or 8 independently selected R^G substituents;

or, any R^{c1} and R^{d1} attached to the same N atom, together with the N atom to which they are attached, form a 5- or 6-membered heteroaryl or a 4-14 membered heterocycloalkyl group, wherein the 5- or 6-membered heteroaryl or 4-14 membered heterocycloalkyl group is optionally substituted with 1, 2, 3, or 4 independently selected R^G substituents;

or any R^{c2} and R^{d2} attached to the same N atom, together with the N atom to which they are attached, form a 5- or 6-membered heteroaryl or a 4-14 membered heterocycloalkyl group, wherein the 5- or 6-membered heteroaryl or 4-14 membered heterocycloalkyl group is optionally substituted with 1, 2, 3, or 4 independently selected R^G substituents;

each R^{b1} and R^{b2} is independently selected from H, C₁₋₆ alkyl, C₁₋₆ haloalkyl, C₂₋₆ alkenyl, C₂₋₆ alkynyl, C₆₋₁₄ aryl, C₃₋₁₄ cycloalkyl, 5-14 membered heteroaryl, 4-14 membered heterocycloalkyl, C₆₋₁₄ aryl-C₁₋₆ alkyl-, C₃₋₁₄ cycloalkyl-C₁₋₆ alkyl-, (5-14 membered heteroaryl)-C₁₋₆ alkyl-, and (4-14 membered heterocycloalkyl)-C₁₋₆ alkyl-, wherein the C₁₋₆ alkyl, C₂₋₆ alkenyl, C₂₋₆ alkynyl, C₆₋₁₄ aryl, C₃₋₁₄ cycloalkyl, 5-14 membered heteroaryl, 4-14

membered heterocycloalkyl, C₆₋₁₄ aryl-C₁₋₆ alkyl-, C₃₋₁₄ cycloalkyl-C₁₋₆ alkyl-, (5-14 membered heteroaryl)-C₁₋₆ alkyl-, and (4-14 membered heterocycloalkyl)-C₁₋₆ alkyl- of R^{b1}, R^{b2}, and R^{b3} are each optionally substituted with 1, 2, 3, 4, 5, 6, 7, or 8 independently selected R^G substituents;

5 each R^{e1} and R^{e2} is independently selected from H, OH, CN, C₁₋₆ alkyl, C₁₋₆ alkoxy, C₁₋₆ haloalkyl, C₁₋₆ haloalkoxy, C₂₋₆ alkenyl, C₂₋₆ alkynyl, C₆₋₁₄ aryl, C₃₋₁₄ cycloalkyl, 5-14 membered heteroaryl, 4-14 membered heterocycloalkyl, C₆₋₁₄ aryl-C₁₋₆ alkyl-, C₃₋₁₄ cycloalkyl-C₁₋₆ alkyl-, (5-14 membered heteroaryl)-C₁₋₆ alkyl-, and (4-14 membered heterocycloalkyl)-C₁₋₆ alkyl-;

10 each R^{f2} and R^{g2} is independently selected from H, C₁₋₆ alkyl, C₁₋₆ alkoxy, C₁₋₆ haloalkyl, C₁₋₆ haloalkoxy, C₂₋₆ alkenyl, C₂₋₆ alkynyl, C₆₋₁₄ aryl, C₃₋₁₄ cycloalkyl, 5-14 membered heteroaryl, 4-14 membered heterocycloalkyl, C₆₋₁₄ aryl-C₁₋₆ alkyl-, C₃₋₁₄ cycloalkyl-C₁₋₆ alkyl-, (5-14 membered heteroaryl)-C₁₋₆ alkyl-, and (4-14 membered heterocycloalkyl)-C₁₋₆ alkyl-;

15 each R^{h2} and Rⁱ² is independently selected from H, C₁₋₆ alkyl, C₁₋₆ haloalkyl, C₂₋₆ alkenyl, C₂₋₆ alkynyl, C₆₋₁₄ aryl, C₃₋₁₄ cycloalkyl, 5-14 membered heteroaryl, 4-14 membered heterocycloalkyl, C₆₋₁₄ aryl-C₁₋₆ alkyl-, C₃₋₁₄ cycloalkyl-C₁₋₆ alkyl-, (5-14 membered heteroaryl)-C₁₋₆ alkyl-, and (4-14 membered heterocycloalkyl)-C₁₋₆ alkyl-;

each R^{j2} and R^{k2} is independently selected from OH, C₁₋₆ alkoxy, and C₁₋₆ haloalkoxy;

20 or any R^{j2} and R^{k2} attached to the same B atom, together with the B atom to which they are attached, form a 5- or 6-membered heterocycloalkyl group optionally substituted with 1, 2, 3, or 4 substituents independently selected from C₁₋₆ alkyl and C₁₋₆ haloalkyl;

each R^B, R^C, R^E, R^F, and R^G is independently selected from D, halo, oxo, C₁₋₆ alkyl, C₁₋₆ haloalkyl, C₂₋₆ alkenyl, C₂₋₆ alkynyl, C₆₋₁₄ aryl, C₃₋₁₄ cycloalkyl, 5-14 membered heteroaryl, 4-14 membered heterocycloalkyl, C₆₋₁₄ aryl-C₁₋₆ alkyl-, C₃₋₁₄ cycloalkyl-C₁₋₆ alkyl-, (5-14 membered heteroaryl)-C₁₋₆ alkyl-, (4-14 membered heterocycloalkyl)-C₁₋₆ alkyl-, CN, NO₂, OR^{a4}, SR^{a4}, NHOR^{a4}, C(O)R^{b4}, C(O)NR^{c4}R^{d4}, C(O)NR^{c4}(OR^{a4}), C(O)OR^{a4}, OC(O)R^{b4}, OC(O)NR^{c4}R^{d4}, NR^{c4}R^{d4}, NR^{c4}NR^{c4}R^{d4}, NR^{c4}C(O)R^{b4}, NR^{c4}C(O)OR^{a4}, NR^{c4}C(O)NR^{c4}R^{d4}, C(=NR^{c4})R^{b4}, C(=NR^{c4})NR^{c4}R^{d4}, NR^{c4}C(=NR^{c4})NR^{c4}R^{d4}, NR^{c4}C(=NR^{c4})R^{b4}, NR^{c4}S(O)R^{b4}, NR^{c4}S(O)NR^{c4}R^{d4}, NR^{c4}S(O)₂R^{b4}, NR^{c4}S(O)(=NR^{c4})R^{b4}, NR^{c4}S(O)₂NR^{c4}R^{d4}, S(O)R^{b4}, S(O)NR^{c4}R^{d4}, S(O)₂R^{b4}, S(O)₂NR^{c4}R^{d4}, OS(O)(=NR^{c4})R^{b4}, OS(O)₂R^{b4}, SF₅, P(O)R^{f4}R^{g4}, OP(O)(OR^{h4})(ORⁱ⁴), P(O)(OR^{h4})(ORⁱ⁴), and BR^{j4}R^{k4}, wherein the C₁₋₆ alkyl, C₂₋₆ alkenyl, C₂₋₆ alkynyl, C₆₋₁₄ aryl, C₃₋₁₄ cycloalkyl, 5-14 membered heteroaryl, 4-14 membered heterocycloalkyl, C₆₋₁₄ aryl-C₁₋₆ alkyl-, C₃₋₁₄ cycloalkyl-C₁₋₆ alkyl-, (5-14 membered

2022283611 05 Dec 2022

heteroaryl)-C₁₋₆ alkyl-, and (4-14 membered heterocycloalkyl)-C₁₋₆ alkyl- of R^B, R^C, R^E, R^F, and R^G are each optionally substituted with 1, 2, 3, 4, 5, 6, 7, or 8 independently selected R^H substituents;

each R^{A4}, R^{C4}, and R^{D4} is independently selected from H, C₁₋₆ alkyl, C₁₋₆ haloalkyl, C₂₋₆ alkenyl, C₂₋₆ alkynyl, C₆₋₁₄ aryl, C₃₋₁₄ cycloalkyl, 5-14 membered heteroaryl, 4-14 membered heterocycloalkyl, C₆₋₁₄ aryl-C₁₋₆ alkyl-, C₃₋₁₄ cycloalkyl-C₁₋₆ alkyl-, (5-14 membered heteroaryl)-C₁₋₆ alkyl-, and (4-14 membered heterocycloalkyl)-C₁₋₆ alkyl-, wherein the C₁₋₆ alkyl, C₂₋₆ alkenyl, C₂₋₆ alkynyl, C₆₋₁₄ aryl, C₃₋₁₄ cycloalkyl, 5-14 membered heteroaryl, 4-14 membered heterocycloalkyl, C₆₋₁₄ aryl-C₁₋₆ alkyl-, C₃₋₁₄ cycloalkyl-C₁₋₆ alkyl-, (5-14 membered heteroaryl)-C₁₋₆ alkyl-, and (4-14 membered heterocycloalkyl)-C₁₋₆ alkyl- of R^{A4}, R^{C4}, and R^{D4} are each optionally substituted with 1, 2, 3, 4, 5, 6, 7, or 8 independently selected R^H substituents;

or, any R^{C4} and R^{D4} attached to the same N atom, together with the N atom to which they are attached, optionally form a 5- or 6-membered heteroaryl or a 4-14 membered heterocycloalkyl group, wherein the 5- or 6-membered heteroaryl or 4-14 membered heterocycloalkyl group is optionally substituted with 1, 2, 3, or 4 independently selected R^H substituents;

each R^{B4} is independently selected from H, C₁₋₆ alkyl, C₁₋₆ haloalkyl, C₂₋₆ alkenyl, C₂₋₆ alkynyl, C₆₋₁₄ aryl, C₃₋₁₄ cycloalkyl, 5-14 membered heteroaryl, 4-14 membered heterocycloalkyl, C₆₋₁₄ aryl-C₁₋₆ alkyl-, C₃₋₁₄ cycloalkyl-C₁₋₆ alkyl-, (5-14 membered heteroaryl)-C₁₋₆ alkyl-, and (4-14 membered heterocycloalkyl)-C₁₋₆ alkyl-, wherein the C₁₋₆ alkyl, C₂₋₆ alkenyl, C₂₋₆ alkynyl, C₆₋₁₄ aryl, C₃₋₁₄ cycloalkyl, 5-14 membered heteroaryl, 4-14 membered heterocycloalkyl, C₆₋₁₄ aryl-C₁₋₆ alkyl-, C₃₋₁₄ cycloalkyl-C₁₋₆ alkyl-, (5-14 membered heteroaryl)-C₁₋₆ alkyl-, and (4-14 membered heterocycloalkyl)-C₁₋₆ alkyl- of R^{B4} are each optionally substituted with 1, 2, 3, 4, 5, 6, 7, or 8 independently selected R^H substituents;

each R^{E4} is independently selected from H, OH, CN, C₁₋₆ alkyl, C₁₋₆ alkoxy, C₁₋₆ haloalkyl, C₁₋₆ haloalkoxy, C₂₋₆ alkenyl, C₂₋₆ alkynyl, C₆₋₁₄ aryl, C₃₋₁₄ cycloalkyl, 5-14 membered heteroaryl, 4-14 membered heterocycloalkyl, C₆₋₁₄ aryl-C₁₋₆ alkyl-, C₃₋₁₄ cycloalkyl-C₁₋₆ alkyl-, (5-14 membered heteroaryl)-C₁₋₆ alkyl-, and (4-14 membered heterocycloalkyl)-C₁₋₆ alkyl-;

each R^{F4} and R^{G4} is independently selected from H, C₁₋₆ alkyl, C₁₋₆ alkoxy, C₁₋₆ haloalkyl, C₁₋₆ haloalkoxy, C₂₋₆ alkenyl, C₂₋₆ alkynyl, C₆₋₁₄ aryl, C₃₋₁₄ cycloalkyl, 5-14 membered heteroaryl, 4-14 membered heterocycloalkyl, C₆₋₁₄ aryl-C₁₋₆ alkyl-, C₃₋₁₄ cycloalkyl-

2022283611 05 Dec 2022

C₁₋₆ alkyl-, (5-14 membered heteroaryl)-C₁₋₆ alkyl-, and (4-14 membered heterocycloalkyl)-C₁₋₆ alkyl-;

each R^{h4} and Rⁱ⁴ is independently selected from H, C₁₋₆ alkyl, C₁₋₆ haloalkyl, C₂₋₆ alkenyl, C₂₋₆ alkynyl, C₆₋₁₄ aryl, C₃₋₁₄ cycloalkyl, 5-14 membered heteroaryl, 4-14 membered heterocycloalkyl, C₆₋₁₄ aryl-C₁₋₆ alkyl-, C₃₋₁₄ cycloalkyl-C₁₋₆ alkyl-, (5-14 membered heteroaryl)-C₁₋₆ alkyl-, and (4-14 membered heterocycloalkyl)-C₁₋₆ alkyl-;

each R^{j4} and R^{k4} is independently selected from OH, C₁₋₆ alkoxy, and C₁₋₆ haloalkoxy;

or, any R^{j4} and R^{k4} attached to the same B atom, together with the B atom to which they are attached, form a 5- or 6-membered heterocycloalkyl group optionally substituted with 1, 2, 3, or 4 substituents independently selected from C₁₋₆ alkyl and C₁₋₆ haloalkyl;

each R^h is independently selected from D, halo, oxo, C₁₋₆ alkyl, C₁₋₆ haloalkyl, C₂₋₆ alkenyl, C₂₋₆ alkynyl, C₆₋₁₄ aryl, C₃₋₁₄ cycloalkyl, 5-14 membered heteroaryl, 4-14 membered heterocycloalkyl, C₆₋₁₄ aryl-C₁₋₆ alkyl-, C₃₋₁₄ cycloalkyl-C₁₋₆ alkyl-, (5-14 membered heteroaryl)-C₁₋₆ alkyl-, (4-14 membered heterocycloalkyl)-C₁₋₆ alkyl-, CN, NO₂, OR^{a5}, SR^{a5}, NHOR^{a5}, C(O)R^{b5}, C(O)NR^{c5}R^{d5}, C(O)NR^{c5}(OR^{a5}), C(O)OR^{a5}, OC(O)R^{b5}, OC(O)NR^{c5}R^{d5}, NR^{c5}R^{d5}, NR^{c5}NR^{c5}R^{d5}, NR^{c5}C(O)R^{b5}, NR^{c5}C(O)OR^{a5}, NR^{c5}C(O)NR^{c5}R^{d5}, C(=NR^{c5})R^{b5}, C(=NR^{c5})NR^{c5}R^{d5}, NR^{c5}C(=NR^{c5})NR^{c5}R^{d5}, NR^{c5}C(=NR^{c5})R^{b5}, NR^{c5}S(O)R^{b5}, NR^{c5}S(O)NR^{c5}R^{d5}, NR^{c5}S(O)₂R^{b5}, NR^{c5}S(O)(=NR^{c5})R^{b5}, NR^{c5}S(O)₂NR^{c5}R^{d5}, S(O)R^{b5}, S(O)NR^{c5}R^{d5}, S(O)₂R^{b5}, S(O)₂NR^{c5}R^{d5}, OS(O)(=NR^{c5})R^{b5}, OS(O)₂R^{b5}, SF₅, P(O)R^{f5}R^{g5}, OP(O)(OR^{h5})(ORⁱ⁵), P(O)(OR^{h5})(ORⁱ⁵), and BR^{j5}R^{k5}, wherein the C₁₋₆ alkyl, C₂₋₆ alkenyl, C₂₋₆ alkynyl, C₆₋₁₄ aryl, C₃₋₁₄ cycloalkyl, 5-14 membered heteroaryl, 4-14 membered heterocycloalkyl, C₆₋₁₄ aryl-C₁₋₆ alkyl-, C₃₋₁₄ cycloalkyl-C₁₋₆ alkyl-, (5-14 membered heteroaryl)-C₁₋₆ alkyl-, and (4-14 membered heterocycloalkyl)-C₁₋₆ alkyl- of R^h are each optionally substituted with 1, 2, 3, or 4 independently selected Rⁱ substituents;

each R^{a5}, R^{c5}, and R^{d5} is independently selected from H, C₁₋₆ alkyl, C₁₋₆ haloalkyl, C₂₋₆ alkenyl, C₂₋₆ alkynyl, C₆₋₁₄ aryl, C₃₋₁₄ cycloalkyl, 5-14 membered heteroaryl, 4-14 membered heterocycloalkyl, C₆₋₁₄ aryl-C₁₋₆ alkyl-, C₃₋₁₄ cycloalkyl-C₁₋₆ alkyl-, (5-14 membered heteroaryl)-C₁₋₆ alkyl-, and (4-14 membered heterocycloalkyl)-C₁₋₆ alkyl-, wherein the C₁₋₆ alkyl, C₂₋₆ alkenyl, C₂₋₆ alkynyl, C₆₋₁₄ aryl, C₃₋₁₄ cycloalkyl, 5-14 membered heteroaryl, 4-14 membered heterocycloalkyl, C₆₋₁₄ aryl-C₁₋₆ alkyl-, C₃₋₁₄ cycloalkyl-C₁₋₆ alkyl-, (5-14 membered heteroaryl)-C₁₋₆ alkyl-, and (4-14 membered heterocycloalkyl)-C₁₋₆ alkyl- of R^{a5}, R^{c5}, and R^{d5} are each optionally substituted with 1, 2, 3, or 4 independently selected Rⁱ substituents;

or any R^{c5} and R^{d5} attached to the same N atom, together with the N atom to which they are attached, form a 5- or 6-membered heteroaryl or a 4-14 membered heterocycloalkyl

group, wherein the 5- or 6-membered heteroaryl or 4-14 membered heterocycloalkyl group is optionally substituted with 1, 2, 3, or 4 independently selected R¹ substituents;

- each R^{b5} is independently selected from H, C₁₋₆ alkyl, C₁₋₆ haloalkyl, C₂₋₆ alkenyl, C₂₋₆ alkynyl, C₆₋₁₄ aryl, C₃₋₁₄ cycloalkyl, 5-14 membered heteroaryl, 4-14 membered heterocycloalkyl, C₆₋₁₄ aryl-C₁₋₆ alkyl-, C₃₋₁₄ cycloalkyl-C₁₋₆ alkyl-, (5-14 membered heteroaryl)-C₁₋₆ alkyl-, and (4-14 membered heterocycloalkyl)-C₁₋₆ alkyl-, wherein the C₁₋₆ alkyl, C₂₋₆ alkenyl, C₂₋₆ alkynyl, C₆₋₁₄ aryl, C₃₋₁₄ cycloalkyl, 5-14 membered heteroaryl, 4-14 membered heterocycloalkyl, C₆₋₁₄ aryl-C₁₋₆ alkyl-, C₃₋₁₄ cycloalkyl-C₁₋₆ alkyl-, (5-14 membered heteroaryl)-C₁₋₆ alkyl-, and (4-14 membered heterocycloalkyl)-C₁₋₆ alkyl- of R^{b5} are each optionally substituted with 1, 2, 3, or 4 independently selected R¹ substituents;

- each R^{s5} is independently selected from H, OH, CN, C₁₋₆ alkyl, C₁₋₆ alkoxy, C₁₋₆ haloalkyl, C₁₋₆ haloalkoxy, C₂₋₆ alkenyl, C₂₋₆ alkynyl, C₆₋₁₄ aryl, C₃₋₁₄ cycloalkyl, 5-14 membered heteroaryl, 4-14 membered heterocycloalkyl, C₆₋₁₄ aryl-C₁₋₆ alkyl-, C₃₋₁₄ cycloalkyl-C₁₋₆ alkyl-, (5-14 membered heteroaryl)-C₁₋₆ alkyl-, and (4-14 membered heterocycloalkyl)-C₁₋₆ alkyl-;

- each R^{f5} and R^{g5} is independently selected from H, C₁₋₆ alkyl, C₁₋₆ alkoxy, C₁₋₆ haloalkyl, C₁₋₆ haloalkoxy, C₂₋₆ alkenyl, C₂₋₆ alkynyl, C₆₋₁₄ aryl, C₃₋₁₄ cycloalkyl, 5-14 membered heteroaryl, 4-14 membered heterocycloalkyl, C₆₋₁₄ aryl-C₁₋₆ alkyl-, C₃₋₁₄ cycloalkyl-C₁₋₆ alkyl-, (5-14 membered heteroaryl)-C₁₋₆ alkyl-, and (4-14 membered heterocycloalkyl)-C₁₋₆ alkyl-;

- each R^{h5} and Rⁱ⁵ is independently selected from H, C₁₋₆ alkyl, C₁₋₆ haloalkyl, C₂₋₆ alkenyl, C₂₋₆ alkynyl, C₆₋₁₄ aryl, C₃₋₁₄ cycloalkyl, 5-14 membered heteroaryl, 4-14 membered heterocycloalkyl, C₆₋₁₄ aryl-C₁₋₆ alkyl-, C₃₋₁₄ cycloalkyl-C₁₋₆ alkyl-, (5-14 membered heteroaryl)-C₁₋₆ alkyl-, and (4-14 membered heterocycloalkyl)-C₁₋₆ alkyl-;

- each R^{j5} and R^{k5} is independently selected from OH, C₁₋₆ alkoxy, and C₁₋₆ haloalkoxy; or, any R^{j5} and R^{k5} attached to the same B atom, together with the B atom to which they are attached, form a 5- or 6-membered heterocycloalkyl group optionally substituted with 1, 2, 3, or 4 substituents independently selected from C₁₋₆ alkyl and C₁₋₆ haloalkyl;

- each R¹ is independently selected from D, halo, oxo, C₁₋₆ alkyl, C₁₋₆ haloalkyl, C₂₋₆ alkenyl, C₂₋₆ alkynyl, C₆₋₁₄ aryl, C₃₋₁₄ cycloalkyl, 5-14 membered heteroaryl, 4-14 membered heterocycloalkyl, C₆₋₁₄ aryl-C₁₋₆ alkyl-, C₃₋₁₄ cycloalkyl-C₁₋₆ alkyl-, (5-14 membered heteroaryl)-C₁₋₆ alkyl-, and (4-14 membered heterocycloalkyl)-C₁₋₆ alkyl-, CN, NO₂, OR^{a6}, SR^{a6}, NHOR^{a6}, C(O)R^{b6}, C(O)NR^{c6}R^{d6}, C(O)NR^{c6}(OR^{a6}), C(O)OR^{a6}, OC(O)R^{b6}, OC(O)NR^{c6}R^{d6}, NR^{c6}R^{d6}, NR^{c6}NR^{c6}R^{d6}, NR^{c6}C(O)R^{b6}, NR^{c6}C(O)OR^{a6}, NR^{c6}C(O)NR^{c5}R^{d6},

2022283611 05 Dec 2022

$C(=NR^{e6})R^{b6}$, $C(=NR^{e6})NR^{c6}R^{d6}$, $NR^{c6}C(=NR^{e6})NR^{c6}R^{d6}$, $NR^{c6}C(=NR^{e6})R^{b6}$, $NR^{c6}S(O)R^{b6}$,
 $NR^{c6}S(O)NR^{c6}R^{d6}$, $NR^{c6}S(O)_2R^{b6}$, $NR^{c6}S(O)(=NR^{e6})R^{b6}$, $NR^{c6}S(O)_2NR^{c6}R^{d6}$, $S(O)R^{b6}$,
 $S(O)NR^{c6}R^{d6}$, $S(O)_2R^{b6}$, $S(O)_2NR^{c6}R^{d6}$, $OS(O)(=NR^{e6})R^{b6}$, $OS(O)_2R^{b6}$, SF_5 , $P(O)R^{f6}R^{g6}$,
 $OP(O)(OR^{h6})(OR^{i6})$, $P(O)(OR^{h6})(OR^{i6})$, and $BR^{j6}R^{k6}$, wherein the C_{1-6} alkyl, C_{2-6} alkenyl, C_{2-6}

5 alkynyl, C_{6-14} aryl, C_{3-14} cycloalkyl, 5-14 membered heteroaryl, 4-14 membered heterocycloalkyl, C_{6-14} aryl- C_{1-6} alkyl-, C_{3-14} cycloalkyl- C_{1-6} alkyl-, (5-14 membered heteroaryl)- C_{1-6} alkyl-, and (4-14 membered heterocycloalkyl)- C_{1-6} alkyl- of R^l are each optionally substituted with 1, 2, 3, or 4 independently selected R^j substituents;

each R^{a6} , R^{c6} , and R^{d6} is independently selected from H, C_{1-6} alkyl, C_{1-6} haloalkyl, C_{2-6}
 10 alkenyl, C_{2-6} alkynyl, C_{6-14} aryl, C_{3-14} cycloalkyl, 5-14 membered heteroaryl, 4-14 membered heterocycloalkyl, C_{6-14} aryl- C_{1-6} alkyl-, C_{3-14} cycloalkyl- C_{1-6} alkyl-, (5-14 membered heteroaryl)- C_{1-6} alkyl-, and (4-14 membered heterocycloalkyl)- C_{1-6} alkyl-, wherein the C_{1-6} alkyl, C_{2-6} alkenyl, C_{2-6} alkynyl, C_{6-14} aryl, C_{3-14} cycloalkyl, 5-14 membered heteroaryl, 4-14 membered heterocycloalkyl, C_{6-14} aryl- C_{1-6} alkyl-, C_{3-14} cycloalkyl- C_{1-6} alkyl-, (5-14 membered heteroaryl)- C_{1-6} alkyl-, and (4-14 membered heterocycloalkyl)- C_{1-6} alkyl- of R^{a6} , R^{c6} , and R^{d6}
 15 are each optionally substituted with 1, 2, 3, or 4 independently selected R^j substituents;

or any R^{c6} and R^{d6} attached to the same N atom, together with the N atom to which they are attached, form a 5- or 6-membered heteroaryl or a 4-14 membered heterocycloalkyl group, wherein the 5- or 6-membered heteroaryl or 4-14 membered heterocycloalkyl group is
 20 optionally substituted with 1, 2, 3, or 4 independently selected R^j substituents;

each R^{b6} is independently selected from H, C_{1-6} alkyl, C_{1-6} haloalkyl, C_{2-6} alkenyl, C_{2-6} alkynyl, C_{6-14} aryl, C_{3-14} cycloalkyl, 5-14 membered heteroaryl, 4-14 membered heterocycloalkyl, C_{6-14} aryl- C_{1-6} alkyl-, C_{3-14} cycloalkyl- C_{1-6} alkyl-, (5-14 membered heteroaryl)- C_{1-6} alkyl-, and (4-14 membered heterocycloalkyl)- C_{1-6} alkyl-, wherein the C_{1-6}
 25 alkyl, C_{2-6} alkenyl, C_{2-6} alkynyl, C_{6-14} aryl, C_{3-14} cycloalkyl, 5-14 membered heteroaryl, 4-14 membered heterocycloalkyl, C_{6-14} aryl- C_{1-6} alkyl-, C_{3-14} cycloalkyl- C_{1-6} alkyl-, (5-14 membered heteroaryl)- C_{1-6} alkyl-, and (4-14 membered heterocycloalkyl)- C_{1-6} alkyl- of R^{b6} are each optionally substituted with 1, 2, 3, or 4 independently selected R^j substituents;

each R^{e6} is independently selected from H, OH, CN, C_{1-6} alkyl, C_{1-6} alkoxy, C_{1-6}
 30 haloalkyl, C_{1-6} haloalkoxy, C_{2-6} alkenyl, C_{2-6} alkynyl, C_{6-14} aryl, C_{3-14} cycloalkyl, 5-14 membered heteroaryl, 4-14 membered heterocycloalkyl, C_{6-14} aryl- C_{1-6} alkyl-, C_{3-14} cycloalkyl- C_{1-6} alkyl-, (5-14 membered heteroaryl)- C_{1-6} alkyl-, and (4-14 membered heterocycloalkyl)- C_{1-6} alkyl-;

2022283611 05 Dec 2022

each R^{f6} and R^{g6} is independently selected from H, C_{1-6} alkyl, C_{1-6} alkoxy, C_{1-6} haloalkyl, C_{1-6} haloalkoxy, C_{2-6} alkenyl, C_{2-6} alkynyl, C_{6-14} aryl, C_{3-14} cycloalkyl, 5-14 membered heteroaryl, 4-14 membered heterocycloalkyl, C_{6-14} aryl- C_{1-6} alkyl-, C_{3-14} cycloalkyl- C_{1-6} alkyl-, (5-14 membered heteroaryl)- C_{1-6} alkyl-, and (4-14 membered heterocycloalkyl)- C_{1-6} alkyl-;

each R^{h6} and R^{i6} is independently selected from H, C_{1-6} alkyl, C_{1-6} haloalkyl, C_{2-6} alkenyl, C_{2-6} alkynyl, C_{6-14} aryl, C_{3-14} cycloalkyl, 5-14 membered heteroaryl, 4-14 membered heterocycloalkyl, C_{6-14} aryl- C_{1-6} alkyl-, C_{3-14} cycloalkyl- C_{1-6} alkyl-, (5-14 membered heteroaryl)- C_{1-6} alkyl-, and (4-14 membered heterocycloalkyl)- C_{1-6} alkyl-;

each R^{j6} and R^{k6} is independently selected from OH, C_{1-6} alkoxy, and C_{1-6} haloalkoxy; or, any R^{j6} and R^{k6} attached to the same B atom, together with the B atom to which they are attached, form a 5- or 6-membered heterocycloalkyl group optionally substituted with 1, 2, 3, or 4 substituents independently selected from C_{1-6} alkyl and C_{1-6} haloalkyl;

each R^j is independently selected from D, halo, oxo, C_{1-6} alkyl, C_{1-6} haloalkyl, C_{2-6} alkenyl, C_{2-6} alkynyl, C_{6-14} aryl, C_{3-14} cycloalkyl, 5-14 membered heteroaryl, 4-14 membered heterocycloalkyl, C_{6-14} aryl- C_{1-6} alkyl-, C_{3-14} cycloalkyl- C_{1-6} alkyl-, (5-14 membered heteroaryl)- C_{1-6} alkyl-, and (4-14 membered heterocycloalkyl)- C_{1-6} alkyl-, CN, NO_2 , OR^{a7} , SR^{a7} , $NHOR^{a7}$, $C(O)R^{b7}$, $C(O)NR^{c7}R^{d7}$, $C(O)NR^{c7}(OR^{a7})$, $C(O)OR^{a7}$, $OC(O)R^{b7}$, $OC(O)NR^{c7}R^{d7}$, $NR^{c7}R^{d7}$, $NR^{c7}NR^{c7}R^{d7}$, $NR^{c7}C(O)R^{b7}$, $NR^{c7}C(O)OR^{a7}$, $NR^{c7}C(O)NR^{c7}R^{d7}$, $C(=NR^{e7})R^{b7}$, $C(=NR^{e7})NR^{c7}R^{d7}$, $NR^{c7}C(=NR^{e7})NR^{c7}R^{d7}$, $NR^{c7}C(=NR^{e7})R^{b7}$, $NR^{c7}S(O)R^{b7}$, $NR^{c7}S(O)NR^{c7}R^{d7}$, $NR^{c7}S(O)_2R^{b7}$, $NR^{c7}S(O)(=NR^{e7})R^{b7}$, $NR^{c7}S(O)_2NR^{c7}R^{d7}$, $S(O)R^{b7}$, $S(O)NR^{c7}R^{d7}$, $S(O)_2R^{b7}$, $S(O)_2NR^{c7}R^{d7}$, $OS(O)(=NR^{e7})R^{b7}$, $OS(O)_2R^{b7}$, SF_5 , $P(O)R^{f7}R^{g7}$, $OP(O)(OR^{h7})(OR^{i7})$, $P(O)(OR^{h7})(OR^{i7})$, and $BR^{j7}R^{k7}$, wherein the C_{1-6} alkyl, C_{2-6} alkenyl, C_{2-6} alkynyl, C_{6-14} aryl, C_{3-14} cycloalkyl, 5-14 membered heteroaryl, 4-14 membered heterocycloalkyl, C_{6-14} aryl- C_{1-6} alkyl-, C_{3-14} cycloalkyl- C_{1-6} alkyl-, (5-14 membered heteroaryl)- C_{1-6} alkyl-, and (4-14 membered heterocycloalkyl)- C_{1-6} alkyl- of R^j are each optionally substituted with 1, 2, 3, or 4 independently selected R^K substituents;

each R^{a7} , R^{c7} , and R^{d7} is independently selected from H, C_{1-6} alkyl, C_{1-6} haloalkyl, C_{2-6} alkenyl, C_{2-6} alkynyl, C_{6-14} aryl, C_{3-14} cycloalkyl, 5-14 membered heteroaryl, 4-14 membered heterocycloalkyl, C_{6-14} aryl- C_{1-6} alkyl-, C_{3-14} cycloalkyl- C_{1-6} alkyl-, (5-14 membered heteroaryl)- C_{1-6} alkyl-, and (4-14 membered heterocycloalkyl)- C_{1-6} alkyl- wherein the C_{1-6} alkyl, C_{2-6} alkenyl, C_{2-6} alkynyl, C_{6-14} aryl, C_{3-14} cycloalkyl, 5-14 membered heteroaryl, 4-14 membered heterocycloalkyl, C_{6-14} aryl- C_{1-6} alkyl-, C_{3-14} cycloalkyl- C_{1-6} alkyl-, (5-14 membered

2022283611 05 Dec 2022

heteroaryl)-C₁₋₆ alkyl-, and (4-14 membered heterocycloalkyl)-C₁₋₆ alkyl- of R^{a7}, R^{c7}, and R^{d7} are each optionally substituted with 1, 2, 3, or 4 independently selected R^K substituents;

or any R^{c7} and R^{d7} attached to the same N atom, together with the N atom to which they are attached, form a 5- or 6-membered heteroaryl or a 4-14 membered heterocycloalkyl group, wherein the 5- or 6-membered heteroaryl or 4-14 membered heterocycloalkyl group is optionally substituted with 1, 2, 3, or 4 independently selected R^K substituents;

each R^{b7} is independently selected from H, C₁₋₆ alkyl, C₁₋₆ haloalkyl, C₂₋₆ alkenyl, C₂₋₆ alkynyl, C₆₋₁₄ aryl, C₃₋₁₄ cycloalkyl, 5-14 membered heteroaryl, 4-14 membered heterocycloalkyl, C₆₋₁₄ aryl-C₁₋₆ alkyl-, C₃₋₁₄ cycloalkyl-C₁₋₆ alkyl-, (5-14 membered heteroaryl)-C₁₋₆ alkyl-, and (4-14 membered heterocycloalkyl)-C₁₋₆ alkyl-, wherein the C₁₋₆ alkyl, C₂₋₆ alkenyl, C₂₋₆ alkynyl, C₆₋₁₄ aryl, C₃₋₁₄ cycloalkyl, 5-14 membered heteroaryl, 4-14 membered heterocycloalkyl, C₆₋₁₄ aryl-C₁₋₆ alkyl-, C₃₋₁₄ cycloalkyl-C₁₋₆ alkyl-, (5-14 membered heteroaryl)-C₁₋₆ alkyl-, and (4-14 membered heterocycloalkyl)-C₁₋₆ alkyl- of R^{b7} are each optionally substituted with 1, 2, 3, or 4 independently selected R^K substituents;

each R^{e7} is independently selected from H, OH, CN, C₁₋₆ alkyl, C₂₋₆ alkenyl, C₁₋₆ alkoxy, C₁₋₆ haloalkyl, C₁₋₆ haloalkoxy, C₂₋₆ alkynyl, C₆₋₁₄ aryl, C₃₋₁₄ cycloalkyl, 5-14 membered heteroaryl, and 4-14 membered heterocycloalkyl;

each R^{f7} and R^{g7} is independently selected from H, C₁₋₆ alkyl, C₁₋₆ alkoxy, C₁₋₆ haloalkyl, C₁₋₆ haloalkoxy, C₂₋₆ alkenyl, C₂₋₆ alkynyl, C₆₋₁₄ aryl, C₃₋₁₄ cycloalkyl, 5-14 membered heteroaryl, 4-14 membered heterocycloalkyl, C₆₋₁₄ aryl-C₁₋₆ alkyl-, C₃₋₁₄ cycloalkyl-C₁₋₆ alkyl-, (5-14 membered heteroaryl)-C₁₋₆ alkyl-, and (4-14 membered heterocycloalkyl)-C₁₋₆ alkyl-;

each R^{h7} and Rⁱ⁷ is independently selected from H, C₁₋₆ alkyl, C₁₋₆ haloalkyl, C₂₋₆ alkenyl, C₂₋₆ alkynyl, C₆₋₁₄ aryl, C₃₋₁₄ cycloalkyl, 5-14 membered heteroaryl, 4-14 membered heterocycloalkyl, C₆₋₁₄ aryl-C₁₋₆ alkyl-, C₃₋₁₄ cycloalkyl-C₁₋₆ alkyl-, (5-14 membered heteroaryl)-C₁₋₆ alkyl-, and (4-14 membered heterocycloalkyl)-C₁₋₆ alkyl-;

each R^{j7} and R^{k7} is independently selected from OH, C₁₋₆ alkoxy, and C₁₋₆ haloalkoxy;

or, any R^{j7} and R^{k7} attached to the same B atom, together with the B atom to which they are attached, form a 5- or 6-membered heterocycloalkyl group optionally substituted with 1, 2, 3, or 4 substituents independently selected from C₁₋₆ alkyl and C₁₋₆ haloalkyl;

each R^K is independently selected from H, D, OH, halo, oxo, CN, C(O)OH, NH₂, NO₂, SF₅, C₁₋₆ alkyl, C₁₋₆ alkoxy, C₁₋₆ haloalkoxy, C₁₋₆ haloalkyl, C₂₋₆ alkenyl, C₂₋₆ alkynyl, C₆₋₁₄ aryl, C₃₋₁₄ cycloalkyl, 5-14 membered heteroaryl, 4-14 membered heterocycloalkyl, C₆₋₁₄

aryl-C₁₋₆ alkyl-, C₃₋₁₄ cycloalkyl-C₁₋₆ alkyl-, (5-14 membered heteroaryl)-C₁₋₆ alkyl-, and (4-14 membered heterocycloalkyl)-C₁₋₆ alkyl-; and

wherein any heteroaryl group of any of the above-recited substituents optionally comprises an N-oxide on any ring-forming nitrogen.

5 In some embodiments:

X is N;

R¹ is selected from H, C₁₋₆ alkyl, C₂₋₆ alkenyl, C₂₋₆ alkynyl, and C₁₋₆ haloalkyl;

R² is selected from H, D, halo, C₁₋₆ alkyl, C₁₋₆ haloalkyl, C₂₋₆ alkenyl, C₂₋₆ alkynyl, C₆₋₁₄ aryl, C₃₋₁₄ cycloalkyl, 5-14 membered heteroaryl, 4-14 membered heterocycloalkyl, C₆₋₁₄ aryl-C₁₋₆ alkyl-, C₃₋₁₄ cycloalkyl-C₁₋₆ alkyl-, (5-14 membered heteroaryl)-C₁₋₆ alkyl-, (4-14 membered heterocycloalkyl)-C₁₋₆ alkyl-, CN, NO₂, OR^{a2}, SR^{a2}, NHOR^{a2}, C(O)R^{b2}, C(O)NR^{c2}R^{d2}, C(O)NR^{c2}(OR^{a2}), C(O)OR^{a2}, OC(O)R^{b2}, OC(O)NR^{c2}R^{d2}, NR^{c2}R^{d2}, NR^{c2}NR^{c2}R^{d2}, NR^{c2}C(O)R^{b2}, NR^{c2}C(O)OR^{a2}, NR^{c2}C(O)NR^{c2}R^{d2}, C(=NR^{e2})R^{b2}, C(=NR^{e2})NR^{c2}R^{d2}, NR^{c2}C(=NR^{e2})NR^{c2}R^{d2}, NR^{c2}C(=NR^{e2})R^{b2}, NR^{c2}S(O)NR^{c2}R^{d2}, NR^{c2}S(O)R^{b2}, NR^{c2}S(O)₂R^{b2}, NR^{c2}S(O)(=NR^{e2})R^{b2}, NR^{c2}S(O)₂NR^{c2}R^{d2}, S(O)R^{b2}, S(O)NR^{c2}R^{d2}, S(O)₂R^{b2}, S(O)₂NR^{c2}R^{d2}, OS(O)(=NR^{e2})R^{b2}, OS(O)₂R^{b2}, SF₅, P(O)R^{f2}R^{g2}, OP(O)(OR^{h2})(ORⁱ²), P(O)(OR^{h2})(ORⁱ²), and BR^{j2}R^{k2}, wherein the C₁₋₆ alkyl, C₂₋₆ alkenyl, C₂₋₆ alkynyl, C₆₋₁₄ aryl, C₃₋₁₄ cycloalkyl, 5-14 membered heteroaryl, 4-14 membered heterocycloalkyl, C₆₋₁₄ aryl-C₁₋₆ alkyl-, C₃₋₁₄ cycloalkyl-C₁₋₆ alkyl-, (5-14 membered heteroaryl)-C₁₋₆ alkyl-, and (4-14 membered heterocycloalkyl)-C₁₋₆ alkyl- of R² are each optionally substituted with 1, 2, 3, 4, 5, 6, 7, or 8 independently selected R^C substituents;

25 Cy¹ is C₆₋₁₄ aryl, C₃₋₁₄ cycloalkyl, 5-14 membered heteroaryl, or 4-14 membered heterocycloalkyl, wherein the C₆₋₁₄ aryl, C₃₋₁₄ cycloalkyl, 5-14 membered heteroaryl, or 4-14 membered heterocycloalkyl is optionally substituted with 1, 2, 3, 4, 5, 6, 7, or 8 independently selected R^E or R^M substituents;

Cy² is C₆₋₁₄ aryl, C₃₋₁₄ cycloalkyl, 5-14 membered heteroaryl, or 4-14 membered heterocycloalkyl, wherein the C₆₋₁₄ aryl, C₃₋₁₄ cycloalkyl, 5-14 membered heteroaryl, or 4-14 membered heterocycloalkyl is optionally substituted with 1, 2, 3, 4, 5, 6, 7, or 8 independently selected R^F substituents;

30 each R^{a2}, R^{c2}, and R^{d2} is independently selected from H, C₁₋₆ alkyl, C₁₋₆ haloalkyl, C₂₋₆ alkenyl, C₂₋₆ alkynyl, C₆₋₁₄ aryl, C₃₋₁₄ cycloalkyl, 5-14 membered heteroaryl, 4-14 membered heterocycloalkyl, C₆₋₁₄ aryl-C₁₋₆ alkyl-, C₃₋₁₄ cycloalkyl-C₁₋₆ alkyl-, (5-14 membered heteroaryl)-C₁₋₆ alkyl-, and (4-14 membered heterocycloalkyl)-C₁₋₆ alkyl-, wherein the C₁₋₆ alkyl, C₂₋₆ alkenyl, C₂₋₆ alkynyl, C₆₋₁₄ aryl, C₃₋₁₄ cycloalkyl, 5-14 membered heteroaryl, 4-14

2022283611 05 Dec 2022

membered heterocycloalkyl, C₆₋₁₄ aryl-C₁₋₆ alkyl-, C₃₋₁₄ cycloalkyl-C₁₋₆ alkyl-, (5-14 membered heteroaryl)-C₁₋₆ alkyl-, and (4-14 membered heterocycloalkyl)-C₁₋₆ alkyl- of R^{a2}, R^{c2}, and R^{d2} are each optionally substituted with 1, 2, 3, 4, 5, 6, 7, or 8 independently selected R^G substituents;

5 or any R^{c2} and R^{d2} attached to the same N atom, together with the N atom to which they are attached, form a 5- or 6-membered heteroaryl or a 4-14 membered heterocycloalkyl group, wherein the 5- or 6-membered heteroaryl or 4-14 membered heterocycloalkyl group is optionally substituted with 1, 2, 3, or 4 independently selected R^G substituents;

each R^{b2} is independently selected from H, C₁₋₆ alkyl, C₁₋₆ haloalkyl, C₂₋₆ alkenyl, C₂₋₆ alkynyl, C₆₋₁₄ aryl, C₃₋₁₄ cycloalkyl, 5-14 membered heteroaryl, 4-14 membered heterocycloalkyl, C₆₋₁₄ aryl-C₁₋₆ alkyl-, C₃₋₁₄ cycloalkyl-C₁₋₆ alkyl-, (5-14 membered heteroaryl)-C₁₋₆ alkyl-, and (4-14 membered heterocycloalkyl)-C₁₋₆ alkyl-, wherein the C₁₋₆ alkyl, C₂₋₆ alkenyl, C₂₋₆ alkynyl, C₆₋₁₄ aryl, C₃₋₁₄ cycloalkyl, 5-14 membered heteroaryl, 4-14 membered heterocycloalkyl, C₆₋₁₄ aryl-C₁₋₆ alkyl-, C₃₋₁₄ cycloalkyl-C₁₋₆ alkyl-, (5-14 membered heteroaryl)-C₁₋₆ alkyl-, and (4-14 membered heterocycloalkyl)-C₁₋₆ alkyl- of R^{b2} are each optionally substituted with 1, 2, 3, 4, 5, 6, 7, or 8 independently selected R^G substituents;

each R^{c2} is independently selected from H, OH, CN, C₁₋₆ alkyl, C₁₋₆ alkoxy, C₁₋₆ haloalkyl, C₁₋₆ haloalkoxy, C₂₋₆ alkenyl, C₂₋₆ alkynyl, C₆₋₁₄ aryl, C₃₋₁₄ cycloalkyl, 5-14 membered heteroaryl, 4-14 membered heterocycloalkyl, C₆₋₁₄ aryl-C₁₋₆ alkyl-, C₃₋₁₄ cycloalkyl-C₁₋₆ alkyl-, (5-14 membered heteroaryl)-C₁₋₆ alkyl-, and (4-14 membered heterocycloalkyl)-C₁₋₆ alkyl-;

each R^{f2} and R^{g2} is independently selected from H, C₁₋₆ alkyl, C₁₋₆ haloalkyl, C₁₋₆ alkoxy, C₁₋₆ haloalkyl, C₁₋₆ haloalkoxy, C₂₋₆ alkenyl, C₂₋₆ alkynyl, C₆₋₁₄ aryl, C₃₋₁₄ cycloalkyl, 5-14 membered heteroaryl, 4-14 membered heterocycloalkyl, C₆₋₁₄ aryl-C₁₋₆ alkyl-, C₃₋₁₄ cycloalkyl-C₁₋₆ alkyl-, (5-14 membered heteroaryl)-C₁₋₆ alkyl-, and (4-14 membered heterocycloalkyl)-C₁₋₆ alkyl-;

each R^{h2} and Rⁱ² is independently selected from H, C₁₋₆ alkyl, C₁₋₆ haloalkyl, C₂₋₆ alkenyl, C₂₋₆ alkynyl, C₆₋₁₄ aryl, C₃₋₁₄ cycloalkyl, 5-14 membered heteroaryl, 4-14 membered heterocycloalkyl, C₆₋₁₄ aryl-C₁₋₆ alkyl-, C₃₋₁₄ cycloalkyl-C₁₋₆ alkyl-, (5-14 membered heteroaryl)-C₁₋₆ alkyl-, and (4-14 membered heterocycloalkyl)-C₁₋₆ alkyl-;

each R^{j2} and R^{k2} is independently selected from OH, C₁₋₆ alkoxy, and C₁₋₆ haloalkoxy;

or any Rⁱ² and R^{k2} attached to the same B atom, together with the B atom to which they are attached, form a 5- or 6-membered heterocycloalkyl group optionally substituted with 1, 2, 3, or 4 substituents independently selected from C₁₋₆ alkyl and C₁₋₆ haloalkyl;

2022283611 05 Dec 2022

each R^C , R^E , R^M , R^F , and R^G is independently selected from D, halo, oxo, C_{1-6} alkyl, C_{1-6} haloalkyl, C_{2-6} alkenyl, C_{2-6} alkynyl, C_{6-14} aryl, C_{3-14} cycloalkyl, 5-14 membered heteroaryl, 4-14 membered heterocycloalkyl, C_{6-14} aryl- C_{1-6} alkyl-, C_{3-14} cycloalkyl- C_{1-6} alkyl-, (5-14 membered heteroaryl)- C_{1-6} alkyl-, (4-14 membered heterocycloalkyl)- C_{1-6} alkyl-, CN, NO₂, OR^{a4}, SR^{a4}, NHOR^{a4}, C(O)R^{b4}, C(O)NR^{c4}R^{d4}, C(O)NR^{c4}(OR^{a4}), C(O)OR^{a4}, OC(O)R^{b4}, OC(O)NR^{c4}R^{d4}, NR^{c4}R^{d4}, NR^{c4}NR^{c4}R^{d4}, NR^{c4}C(O)R^{b4}, NR^{c4}C(O)OR^{a4}, NR^{c4}C(O)NR^{c4}R^{d4}, C(=NR^{c4})R^{b4}, C(=NR^{c4})NR^{c4}R^{d4}, NR^{c4}C(=NR^{c4})NR^{c4}R^{d4}, NR^{c4}C(=NR^{c4})R^{b4}, NR^{c4}S(O)R^{b4}, NR^{c4}S(O)NR^{c4}R^{d4}, NR^{c4}S(O)₂R^{b4}, NR^{c4}S(O)(=NR^{c4})R^{b4}, NR^{c4}S(O)₂NR^{c4}R^{d4}, S(O)R^{b4}, S(O)NR^{c4}R^{d4}, S(O)₂R^{b4}, S(O)₂NR^{c4}R^{d4}, OS(O)(=NR^{c4})R^{b4}, OS(O)₂R^{b4}, SF₅, P(O)R^{f4}R^{g4}, OP(O)(OR^{h4})(ORⁱ⁴), P(O)(OR^{h4})(ORⁱ⁴), and BR^{j4}R^{k4}, wherein the C_{1-6} alkyl, C_{2-6} alkenyl, C_{2-6} alkynyl, C_{6-14} aryl, C_{3-14} cycloalkyl, 5-14 membered heteroaryl, 4-14 membered heterocycloalkyl, C_{6-14} aryl- C_{1-6} alkyl-, C_{3-14} cycloalkyl- C_{1-6} alkyl-, (5-14 membered heteroaryl)- C_{1-6} alkyl-, and (4-14 membered heterocycloalkyl)- C_{1-6} alkyl- of R^C , R^E , R^M , R^F , and R^G are each optionally substituted with 1, 2, 3, 4, 5, 6, 7, or 8 independently selected R^H substituents;

each R^{a4}, R^{c4}, and R^{d4} is independently selected from H, C_{1-6} alkyl, C_{1-6} haloalkyl, C_{2-6} alkenyl, C_{2-6} alkynyl, C_{6-14} aryl, C_{3-14} cycloalkyl, 5-14 membered heteroaryl, 4-14 membered heterocycloalkyl, C_{6-14} aryl- C_{1-6} alkyl-, C_{3-14} cycloalkyl- C_{1-6} alkyl-, (5-14 membered heteroaryl)- C_{1-6} alkyl-, and (4-14 membered heterocycloalkyl)- C_{1-6} alkyl-, wherein the C_{1-6} alkyl, C_{2-6} alkenyl, C_{2-6} alkynyl, C_{6-14} aryl, C_{3-14} cycloalkyl, 5-14 membered heteroaryl, 4-14 membered heterocycloalkyl, C_{6-14} aryl- C_{1-6} alkyl-, C_{3-14} cycloalkyl- C_{1-6} alkyl-, (5-14 membered heteroaryl)- C_{1-6} alkyl-, and (4-14 membered heterocycloalkyl)- C_{1-6} alkyl- of R^{a4}, R^{c4}, and R^{d4} are each optionally substituted with 1, 2, 3, 4, 5, 6, 7, or 8 independently selected R^H substituents;

or, any R^{c4} and R^{d4} attached to the same N atom, together with the N atom to which they are attached, optionally form a 5- or 6-membered heteroaryl or a 4-14 membered heterocycloalkyl group, wherein the 5- or 6-membered heteroaryl or 4-14 membered heterocycloalkyl group is optionally substituted with 1, 2, 3, or 4 independently selected R^H substituents;

each R^{b4} is independently selected from H, C_{1-6} alkyl, C_{1-6} haloalkyl, C_{2-6} alkenyl, C_{2-6} alkynyl, C_{6-14} aryl, C_{3-14} cycloalkyl, 5-14 membered heteroaryl, 4-14 membered heterocycloalkyl, C_{6-14} aryl- C_{1-6} alkyl-, C_{3-14} cycloalkyl- C_{1-6} alkyl-, (5-14 membered heteroaryl)- C_{1-6} alkyl-, and (4-14 membered heterocycloalkyl)- C_{1-6} alkyl-, wherein the C_{1-6} alkyl, C_{2-6} alkenyl, C_{2-6} alkynyl, C_{6-14} aryl, C_{3-14} cycloalkyl, 5-14 membered heteroaryl, 4-14

membered heterocycloalkyl, C₆₋₁₄ aryl-C₁₋₆ alkyl-, C₃₋₁₄ cycloalkyl-C₁₋₆ alkyl-, (5-14 membered heteroaryl)-C₁₋₆ alkyl-, and (4-14 membered heterocycloalkyl)-C₁₋₆ alkyl- of R^{b4} are each optionally substituted with 1, 2, 3, 4, 5, 6, 7, or 8 independently selected R^H substituents;

each R^{b4} is independently selected from H, OH, CN, C₁₋₆ alkyl, C₁₋₆ alkoxy, C₁₋₆

5 haloalkyl, C₁₋₆ haloalkoxy, C₂₋₆ alkenyl, C₂₋₆ alkynyl, C₆₋₁₄ aryl, C₃₋₁₄ cycloalkyl, 5-14 membered heteroaryl, 4-14 membered heterocycloalkyl, C₆₋₁₄ aryl-C₁₋₆ alkyl-, C₃₋₁₄ cycloalkyl-C₁₋₆ alkyl-, (5-14 membered heteroaryl)-C₁₋₆ alkyl-, and (4-14 membered heterocycloalkyl)-C₁₋₆ alkyl-;

each R^{fa} and R^{g4} is independently selected from H, C₁₋₆ alkyl, C₁₋₆ alkoxy, C₁₋₆

10 haloalkyl, C₁₋₆ haloalkoxy, C₂₋₆ alkenyl, C₂₋₆ alkynyl, C₆₋₁₄ aryl, C₃₋₁₄ cycloalkyl, 5-14 membered heteroaryl, 4-14 membered heterocycloalkyl, C₆₋₁₄ aryl-C₁₋₆ alkyl-, C₃₋₁₄ cycloalkyl-C₁₋₆ alkyl-, (5-14 membered heteroaryl)-C₁₋₆ alkyl-, and (4-14 membered heterocycloalkyl)-C₁₋₆ alkyl-;

each R^{ha} and Rⁱ⁴ is independently selected from H, C₁₋₆ alkyl, C₁₋₆ haloalkyl, C₂₋₆

15 alkenyl, C₂₋₆ alkynyl, C₆₋₁₄ aryl, C₃₋₁₄ cycloalkyl, 5-14 membered heteroaryl, 4-14 membered heterocycloalkyl, C₆₋₁₄ aryl-C₁₋₆ alkyl-, C₃₋₁₄ cycloalkyl-C₁₋₆ alkyl-, (5-14 membered heteroaryl)-C₁₋₆ alkyl-, and (4-14 membered heterocycloalkyl)-C₁₋₆ alkyl-;

each R^{ja} and R^{k4} is independently selected from OH, C₁₋₆ alkoxy, and C₁₋₆ haloalkoxy;

or, any R^{ja} and R^{k4} attached to the same B atom, together with the B atom to which

20 they are attached, form a 5- or 6-membered heterocycloalkyl group optionally substituted with 1, 2, 3, or 4 substituents independently selected from C₁₋₆ alkyl and C₁₋₆ haloalkyl;

each R^H is independently selected from D, halo, oxo, C₁₋₆ alkyl, C₁₋₆ haloalkyl, C₂₋₆ alkenyl, C₂₋₆ alkynyl, C₆₋₁₄ aryl, C₃₋₁₄ cycloalkyl, 5-14 membered heteroaryl, 4-14 membered heterocycloalkyl, C₆₋₁₄ aryl-C₁₋₆ alkyl-, C₃₋₁₄ cycloalkyl-C₁₋₆ alkyl-, (5-14 membered

25 heteroaryl)-C₁₋₆ alkyl-, (4-14 membered heterocycloalkyl)-C₁₋₆ alkyl-, CN, NO₂, OR^{a5}, SR^{a5}, NHOR^{a5}, C(O)R^{b5}, C(O)NR^{c5}R^{d5}, C(O)NR^{c5}(OR^{a5}), C(O)OR^{a5}, OC(O)R^{b5}, OC(O)NR^{c5}R^{d5},

NR^{c5}R^{d5}, NR^{c5}NR^{c5}R^{d5}, NR^{c5}C(O)R^{b5}, NR^{c5}C(O)OR^{a5}, NR^{c5}C(O)NR^{c5}R^{d5}, C(=NR^{e5})R^{b5},

C(=NR^{e5})NR^{c5}R^{d5}, NR^{c5}C(=NR^{e5})NR^{c5}R^{d5}, NR^{c5}C(=NR^{e5})R^{b5}, NR^{c5}S(O)R^{b5},

NR^{c5}S(O)NR^{c5}R^{d5}, NR^{c5}S(O)₂R^{b5}, NR^{c5}S(O)(=NR^{e5})R^{b5}, NR^{c5}S(O)₂NR^{c5}R^{d5}, S(O)R^{b5},

30 S(O)NR^{c5}R^{d5}, S(O)₂R^{b5}, S(O)₂NR^{c5}R^{d5}, OS(O)(=NR^{e5})R^{b5}, OS(O)₂R^{b5}, SF₃, P(O)R^{f5}R^{g5},

OP(O)(OR^{h5})(ORⁱ⁵), P(O)(OR^{h5})(ORⁱ⁵), and BR^{j5}R^{k5}, wherein the C₁₋₆ alkyl, C₂₋₆ alkenyl, C₂₋₆

alkynyl, C₆₋₁₄ aryl, C₃₋₁₄ cycloalkyl, 5-14 membered heteroaryl, 4-14 membered

heterocycloalkyl, C₆₋₁₄ aryl-C₁₋₆ alkyl-, C₃₋₁₄ cycloalkyl-C₁₋₆ alkyl-, (5-14 membered

2022283611 05 Dec 2022

heteroaryl)-C₁₋₆ alkyl-, and (4-14 membered heterocycloalkyl)-C₁₋₆ alkyl- of R^h are each optionally substituted with 1, 2, 3, or 4 independently selected Rⁱ substituents;

each R^{as}, R^{cs}, and R^{ds} is independently selected from H, C₁₋₆ alkyl, C₁₋₆ haloalkyl, C₂₋₆ alkenyl, C₂₋₆ alkynyl, C₆₋₁₄ aryl, C₃₋₁₄ cycloalkyl, 5-14 membered heteroaryl, 4-14 membered heterocycloalkyl, C₆₋₁₄ aryl-C₁₋₆ alkyl-, C₃₋₁₄ cycloalkyl-C₁₋₆ alkyl-, (5-14 membered heteroaryl)-C₁₋₆ alkyl-, and (4-14 membered heterocycloalkyl)-C₁₋₆ alkyl-, wherein the C₁₋₆ alkyl, C₂₋₆ alkenyl, C₂₋₆ alkynyl, C₆₋₁₄ aryl, C₃₋₁₄ cycloalkyl, 5-14 membered heteroaryl, 4-14 membered heterocycloalkyl, C₆₋₁₄ aryl-C₁₋₆ alkyl-, C₃₋₁₄ cycloalkyl-C₁₋₆ alkyl-, (5-14 membered heteroaryl)-C₁₋₆ alkyl-, and (4-14 membered heterocycloalkyl)-C₁₋₆ alkyl- of R^{as}, R^{cs}, and R^{ds} are each optionally substituted with 1, 2, 3, or 4 independently selected Rⁱ substituents;

or any R^{cs} and R^{ds} attached to the same N atom, together with the N atom to which they are attached, form a 5- or 6-membered heteroaryl or a 4-14 membered heterocycloalkyl group, wherein the 5- or 6-membered heteroaryl or 4-14 membered heterocycloalkyl group is optionally substituted with 1, 2, 3, or 4 independently selected Rⁱ substituents;

each R^{bs} is independently selected from H, C₁₋₆ alkyl, C₂₋₆ alkenyl, C₂₋₆ alkynyl, C₆₋₁₄ aryl, C₃₋₁₄ cycloalkyl, 5-14 membered heteroaryl, 4-14 membered heterocycloalkyl, C₆₋₁₄ aryl-C₁₋₆ alkyl-, C₃₋₁₄ cycloalkyl-C₁₋₆ alkyl-, (5-14 membered heteroaryl)-C₁₋₆ alkyl-, and (4-14 membered heterocycloalkyl)-C₁₋₆ alkyl-, wherein the C₁₋₆ alkyl, C₂₋₆ alkenyl, C₂₋₆ alkynyl, C₆₋₁₄ aryl, C₃₋₁₄ cycloalkyl, 5-14 membered heteroaryl, 4-14 membered heterocycloalkyl, C₆₋₁₄ aryl-C₁₋₆ alkyl-, C₃₋₁₄ cycloalkyl-C₁₋₆ alkyl-, (5-14 membered heteroaryl)-C₁₋₆ alkyl-, and (4-14 membered heterocycloalkyl)-C₁₋₆ alkyl- of R^{bs} are each optionally substituted with 1, 2, 3, or 4 independently selected Rⁱ substituents;

each R^{es} is independently selected from H, OH, CN, C₁₋₆ alkyl, C₁₋₆ alkoxy, C₁₋₆ haloalkyl, C₁₋₆ haloalkoxy, C₂₋₆ alkenyl, C₂₋₆ alkynyl, C₆₋₁₄ aryl, C₃₋₁₄ cycloalkyl, 5-14 membered heteroaryl, 4-14 membered heterocycloalkyl, C₆₋₁₄ aryl-C₁₋₆ alkyl-, C₃₋₁₄ cycloalkyl-C₁₋₆ alkyl-, (5-14 membered heteroaryl)-C₁₋₆ alkyl-, and (4-14 membered heterocycloalkyl)-C₁₋₆ alkyl-;

each R^{fs} and R^{gs} is independently selected from H, C₁₋₆ alkyl, C₁₋₆ alkoxy, C₁₋₆ haloalkyl, C₁₋₆ haloalkoxy, C₂₋₆ alkenyl, C₂₋₆ alkynyl, C₆₋₁₄ aryl, C₃₋₁₄ cycloalkyl, 5-14 membered heteroaryl, 4-14 membered heterocycloalkyl, C₆₋₁₄ aryl-C₁₋₆ alkyl-, C₃₋₁₄ cycloalkyl-C₁₋₆ alkyl-, (5-14 membered heteroaryl)-C₁₋₆ alkyl-, and (4-14 membered heterocycloalkyl)-C₁₋₆ alkyl-;

each R^{hs} and R^{is} is independently selected from H, C₁₋₆ alkyl, C₁₋₆ haloalkyl, C₂₋₆ alkenyl, C₂₋₆ alkynyl, C₆₋₁₄ aryl, C₃₋₁₄ cycloalkyl, 5-14 membered heteroaryl, 4-14 membered

2022283611 05 Dec 2022

heterocycloalkyl, C₆₋₁₄ aryl-C₁₋₆ alkyl-, C₃₋₁₄ cycloalkyl-C₁₋₆ alkyl-, (5-14 membered heteroaryl)-C₁₋₆ alkyl-, and (4-14 membered heterocycloalkyl)-C₁₋₆ alkyl-;

each R^{j5} and R^{k5} is independently selected from OH, C₁₋₆ alkoxy, and C₁₋₆ haloalkoxy;

or, any R^{j5} and R^{k5} attached to the same B atom, together with the B atom to which

5 they are attached, form a 5- or 6-membered heterocycloalkyl group optionally substituted with 1, 2, 3, or 4 substituents independently selected from C₁₋₆ alkyl and C₁₋₆ haloalkyl;

each R¹ is independently selected from D, halo, oxo, C₁₋₆ alkyl, C₁₋₆ haloalkyl, C₂₋₆

alkenyl, C₂₋₆ alkynyl, C₆₋₁₄ aryl, C₃₋₁₄ cycloalkyl, 5-14 membered heteroaryl, 4-14 membered heterocycloalkyl, C₆₋₁₄ aryl-C₁₋₆ alkyl-, C₃₋₁₄ cycloalkyl-C₁₋₆ alkyl-, (5-14 membered

10 heteroaryl)-C₁₋₆ alkyl-, and (4-14 membered heterocycloalkyl)-C₁₋₆ alkyl-, CN, NO₂, OR^{a6},

SR^{a6}, NHOR^{a6}, C(O)R^{b6}, C(O)NR^{c6}R^{d6}, C(O)NR^{c6}(OR^{a6}), C(O)OR^{a6}, OC(O)R^{b6},

OC(O)NR^{c6}R^{d6}, NR^{c6}R^{d6}, NR^{c6}NR^{c6}R^{d6}, NR^{c6}C(O)R^{b6}, NR^{c6}C(O)OR^{a6}, NR^{c6}C(O)NR^{c5}R^{d6},

C(=NR^{c6})R^{b6}, C(=NR^{c6})NR^{c6}R^{d6}, NR^{c6}C(=NR^{c6})NR^{c6}R^{d6}, NR^{c6}C(=NR^{c6})R^{b6}, NR^{c6}S(O)R^{b6},

NR^{c6}S(O)NR^{c6}R^{d6}, NR^{c6}S(O)₂R^{b6}, NR^{c6}S(O)(=NR^{c6})R^{b6}, NR^{c6}S(O)₂NR^{c6}R^{d6}, S(O)R^{b6},

15 S(O)NR^{c6}R^{d6}, S(O)₂R^{b6}, S(O)₂NR^{c6}R^{d6}, OS(O)(=NR^{c6})R^{b6}, OS(O)₂R^{b6}, SF₅, P(O)R^{f6}R^{g6},

OP(O)(OR^{h6})(ORⁱ⁶), P(O)(OR^{h6})(ORⁱ⁶), and BR^{j6}R^{k6}, wherein the C₁₋₆ alkyl, C₂₋₆ alkenyl, C₂₋₆

alkynyl, C₆₋₁₄ aryl, C₃₋₁₄ cycloalkyl, 5-14 membered heteroaryl, 4-14 membered

heterocycloalkyl, C₆₋₁₄ aryl-C₁₋₆ alkyl-, C₃₋₁₄ cycloalkyl-C₁₋₆ alkyl-, (5-14 membered

heteroaryl)-C₁₋₆ alkyl-, and (4-14 membered heterocycloalkyl)-C₁₋₆ alkyl- of R¹ are each

20 optionally substituted with 1, 2, 3, or 4 independently selected R^j substituents;

each R^{a6}, R^{c6}, and R^{d6} is independently selected from H, C₁₋₆ alkyl, C₁₋₆ haloalkyl, C₂₋₆

alkenyl, C₂₋₆ alkynyl, C₆₋₁₄ aryl, C₃₋₁₄ cycloalkyl, 5-14 membered heteroaryl, 4-14 membered

heterocycloalkyl, C₆₋₁₄ aryl-C₁₋₆ alkyl-, C₃₋₁₄ cycloalkyl-C₁₋₆ alkyl-, (5-14 membered

heteroaryl)-C₁₋₆ alkyl-, and (4-14 membered heterocycloalkyl)-C₁₋₆ alkyl-, wherein the C₁₋₆

25 alkyl, C₂₋₆ alkenyl, C₂₋₆ alkynyl, C₆₋₁₄ aryl, C₃₋₁₄ cycloalkyl, 5-14 membered heteroaryl, 4-14

membered heterocycloalkyl, C₆₋₁₄ aryl-C₁₋₆ alkyl-, C₃₋₁₄ cycloalkyl-C₁₋₆ alkyl-, (5-14 membered

heteroaryl)-C₁₋₆ alkyl-, and (4-14 membered heterocycloalkyl)-C₁₋₆ alkyl- of R^{a6}, R^{c6}, and R^{d6}

are each optionally substituted with 1, 2, 3, or 4 independently selected R^j substituents;

or any R^{c6} and R^{d6} attached to the same N atom, together with the N atom to which

30 they are attached, form a 5- or 6-membered heteroaryl or a 4-14 membered heterocycloalkyl group, wherein the 5- or 6-membered heteroaryl or 4-14 membered heterocycloalkyl group is optionally substituted with 1, 2, 3, or 4 independently selected R^j substituents;

each R^{b6} is independently selected from H, C₁₋₆ alkyl, C₁₋₆ haloalkyl, C₂₋₆ alkenyl, C₂₋₆

alkynyl, C₆₋₁₄ aryl, C₃₋₁₄ cycloalkyl, 5-14 membered heteroaryl, 4-14 membered

heterocycloalkyl, C₆₋₁₄ aryl-C₁₋₆ alkyl-, C₃₋₁₄ cycloalkyl-C₁₋₆ alkyl-, (5-14 membered heteroaryl)-C₁₋₆ alkyl-, and (4-14 membered heterocycloalkyl)-C₁₋₆ alkyl-, wherein the C₁₋₆ alkyl, C₂₋₆ alkenyl, C₂₋₆ alkynyl, C₆₋₁₄ aryl, C₃₋₁₄ cycloalkyl, 5-14 membered heteroaryl, 4-14 membered heterocycloalkyl, C₆₋₁₄ aryl-C₁₋₆ alkyl-, C₃₋₁₄ cycloalkyl-C₁₋₆ alkyl-, (5-14 membered heteroaryl)-C₁₋₆ alkyl-, and (4-14 membered heterocycloalkyl)-C₁₋₆ alkyl- of R^{b6} are each optionally substituted with 1, 2, 3, or 4 independently selected R^j substituents;

each R^{b6} is independently selected from H, OH, CN, C₁₋₆ alkyl, C₁₋₆ alkoxy, C₁₋₆ haloalkyl, C₁₋₆ haloalkoxy, C₂₋₆ alkenyl, C₂₋₆ alkynyl, C₆₋₁₄ aryl, C₃₋₁₄ cycloalkyl, 5-14 membered heteroaryl, 4-14 membered heterocycloalkyl, C₆₋₁₄ aryl-C₁₋₆ alkyl-, C₃₋₁₄ cycloalkyl-C₁₋₆ alkyl-, (5-14 membered heteroaryl)-C₁₋₆ alkyl-, and (4-14 membered heterocycloalkyl)-C₁₋₆ alkyl-;

each R^{b6} and R^{g6} is independently selected from H, C₁₋₆ alkyl, C₁₋₆ alkoxy, C₁₋₆ haloalkyl, C₁₋₆ haloalkoxy, C₂₋₆ alkenyl, C₂₋₆ alkynyl, C₆₋₁₄ aryl, C₃₋₁₄ cycloalkyl, 5-14 membered heteroaryl, 4-14 membered heterocycloalkyl, C₆₋₁₄ aryl-C₁₋₆ alkyl-, C₃₋₁₄ cycloalkyl-C₁₋₆ alkyl-, (5-14 membered heteroaryl)-C₁₋₆ alkyl-, and (4-14 membered heterocycloalkyl)-C₁₋₆ alkyl-;

each R^{b6} and Rⁱ⁶ is independently selected from H, C₁₋₆ alkyl, C₁₋₆ haloalkyl, C₂₋₆ alkenyl, C₂₋₆ alkynyl, C₆₋₁₄ aryl, C₃₋₁₄ cycloalkyl, 5-14 membered heteroaryl, 4-14 membered heterocycloalkyl, C₆₋₁₄ aryl-C₁₋₆ alkyl-, C₃₋₁₄ cycloalkyl-C₁₋₆ alkyl-, (5-14 membered heteroaryl)-C₁₋₆ alkyl-, and (4-14 membered heterocycloalkyl)-C₁₋₆ alkyl-;

each R^{b6} and R^{k6} is independently selected from OH, C₁₋₆ alkoxy, and C₁₋₆ haloalkoxy; or, any R^{b6} and R^{k6} attached to the same B atom, together with the B atom to which they are attached, form a 5- or 6-membered heterocycloalkyl group optionally substituted with 1, 2, 3, or 4 substituents independently selected from C₁₋₆ alkyl and C₁₋₆ haloalkyl;

each R^j is independently selected from D, halo, oxo, C₁₋₆ alkyl, C₁₋₆ haloalkyl, C₂₋₆ alkenyl, C₂₋₆ alkynyl, C₆₋₁₄ aryl, C₃₋₁₄ cycloalkyl, 5-14 membered heteroaryl, 4-14 membered heterocycloalkyl, C₆₋₁₄ aryl-C₁₋₆ alkyl-, C₃₋₁₄ cycloalkyl-C₁₋₆ alkyl-, (5-14 membered heteroaryl)-C₁₋₆ alkyl-, and (4-14 membered heterocycloalkyl)-C₁₋₆ alkyl-, CN, NO₂, OR^{a7}, SR^{a7}, NHOR^{a7}, C(O)R^{b7}, C(O)NR^{c7}R^{d7}, C(O)NR^{c7}(OR^{a7}), C(O)OR^{a7}, OC(O)R^{b7}, OC(O)NR^{c7}R^{d7}, NR^{c7}R^{d7}, NR^{c7}NR^{c7}R^{d7}, NR^{c7}C(O)R^{b7}, NR^{c7}C(O)OR^{a7}, NR^{c7}C(O)NR^{c7}R^{d7}, C(=NR^{c7})R^{b7}, C(=NR^{c7})NR^{c7}R^{d7}, NR^{c7}C(=NR^{c7})NR^{c7}R^{d7}, NR^{c7}C(=NR^{c7})R^{b7}, NR^{c7}S(O)R^{b7}, NR^{c7}S(O)NR^{c7}R^{d7}, NR^{c7}S(O)₂R^{b7}, NR^{c7}S(O)(=NR^{c7})R^{b7}, NR^{c7}S(O)₂NR^{c7}R^{d7}, S(O)R^{b7}, S(O)NR^{c7}R^{d7}, S(O)₂R^{b7}, S(O)₂NR^{c7}R^{d7}, OS(O)(=NR^{c7})R^{b7}, OS(O)₂R^{b7}, SF₅, P(O)R^{d7}R^{g7}, OP(O)(OR^{h7})(ORⁱ⁷), P(O)(OR^{h7})(ORⁱ⁷), and BR^{j7}R^{k7}, wherein the C₁₋₆ alkyl, C₂₋₆ alkenyl, C₂₋₆

alkynyl, C₆₋₁₄ aryl, C₃₋₁₄ cycloalkyl, 5-14 membered heteroaryl, 4-14 membered heterocycloalkyl, C₆₋₁₄ aryl-C₁₋₆ alkyl-, C₃₋₁₄ cycloalkyl-C₁₋₆ alkyl-, (5-14 membered heteroaryl)-C₁₋₆ alkyl-, and (4-14 membered heterocycloalkyl)-C₁₋₆ alkyl- of R^j are each optionally substituted with 1, 2, 3, or 4 independently selected R^K substituents;

- 5 each R^{a7}, R^{c7}, and R^{d7} is independently selected from H, C₁₋₆ alkyl, C₁₋₆ haloalkyl, C₂₋₆ alkenyl, C₂₋₆ alkynyl, C₆₋₁₄ aryl, C₃₋₁₄ cycloalkyl, 5-14 membered heteroaryl, 4-14 membered heterocycloalkyl, C₆₋₁₄ aryl-C₁₋₆ alkyl-, C₃₋₁₄ cycloalkyl-C₁₋₆ alkyl-, (5-14 membered heteroaryl)-C₁₋₆ alkyl-, and (4-14 membered heterocycloalkyl)-C₁₋₆ alkyl- wherein the C₁₋₆ alkyl, C₂₋₆ alkenyl, C₂₋₆ alkynyl, C₆₋₁₄ aryl, C₃₋₁₄ cycloalkyl, 5-14 membered heteroaryl, 4-14 membered heterocycloalkyl, C₆₋₁₄ aryl-C₁₋₆ alkyl-, C₃₋₁₄ cycloalkyl-C₁₋₆ alkyl-, (5-14 membered heteroaryl)-C₁₋₆ alkyl-, and (4-14 membered heterocycloalkyl)-C₁₋₆ alkyl- of R^{a7}, R^{c7}, and R^{d7} are each optionally substituted with 1, 2, 3, or 4 independently selected R^K substituents;

- or any R^{c7} and R^{d7} attached to the same N atom, together with the N atom to which they are attached, form a 5- or 6-membered heteroaryl or a 4-14 membered heterocycloalkyl group, wherein the 5- or 6-membered heteroaryl or 4-14 membered heterocycloalkyl group is optionally substituted with 1, 2, 3, or 4 independently selected R^K substituents;

- each R^{b7} is independently selected from H, C₁₋₆ alkyl, C₁₋₆ haloalkyl, C₂₋₆ alkenyl, C₂₋₆ alkynyl, C₆₋₁₄ aryl, C₃₋₁₄ cycloalkyl, 5-14 membered heteroaryl, 4-14 membered heterocycloalkyl, C₆₋₁₄ aryl-C₁₋₆ alkyl-, C₃₋₁₄ cycloalkyl-C₁₋₆ alkyl-, (5-14 membered heteroaryl)-C₁₋₆ alkyl-, and (4-14 membered heterocycloalkyl)-C₁₋₆ alkyl-, wherein the C₁₋₆ alkyl, C₂₋₆ alkenyl, C₂₋₆ alkynyl, C₆₋₁₄ aryl, C₃₋₁₄ cycloalkyl, 5-14 membered heteroaryl, 4-14 membered heterocycloalkyl, C₆₋₁₄ aryl-C₁₋₆ alkyl-, C₃₋₁₄ cycloalkyl-C₁₋₆ alkyl-, (5-14 membered heteroaryl)-C₁₋₆ alkyl-, and (4-14 membered heterocycloalkyl)-C₁₋₆ alkyl- of R^{b7} are each optionally substituted with 1, 2, 3, or 4 independently selected R^K substituents;

- 25 each R^{e7} is independently selected from H, OH, CN, C₁₋₆ alkyl, C₂₋₆ alkenyl, C₁₋₆ alkoxy, C₁₋₆ haloalkyl, C₁₋₆ haloalkoxy, C₂₋₆ alkynyl, C₆₋₁₄ aryl, C₃₋₁₄ cycloalkyl, 5-14 membered heteroaryl, and 4-14 membered heterocycloalkyl;

- each R^{f7} and R^{g7} is independently selected from H, C₁₋₆ alkyl, C₁₋₆ alkoxy, C₁₋₆ haloalkyl, C₁₋₆ haloalkoxy, C₂₋₆ alkenyl, C₂₋₆ alkynyl, C₆₋₁₄ aryl, C₃₋₁₄ cycloalkyl, 5-14 membered heteroaryl, 4-14 membered heterocycloalkyl, C₆₋₁₄ aryl-C₁₋₆ alkyl-, C₃₋₁₄ cycloalkyl-C₁₋₆ alkyl-, (5-14 membered heteroaryl)-C₁₋₆ alkyl-, and (4-14 membered heterocycloalkyl)-C₁₋₆ alkyl-;

each R^{h7} and Rⁱ⁷ is independently selected from H, C₁₋₆ alkyl, C₁₋₆ haloalkyl, C₂₋₆ alkenyl, C₂₋₆ alkynyl, C₆₋₁₄ aryl, C₃₋₁₄ cycloalkyl, 5-14 membered heteroaryl, 4-14 membered

2022283611 05 Dec 2022

heterocycloalkyl, C₆₋₁₄ aryl-C₁₋₆ alkyl-, C₃₋₁₄ cycloalkyl-C₁₋₆ alkyl-, (5-14 membered heteroaryl)-C₁₋₆ alkyl-, and (4-14 membered heterocycloalkyl)-C₁₋₆ alkyl-;

each R^{j7} and R^{k7} is independently selected from OH, C₁₋₆ alkoxy, and C₁₋₆ haloalkoxy;

or, any R^{j7} and R^{k7} attached to the same B atom, together with the B atom to which

they are attached, form a 5- or 6-membered heterocycloalkyl group optionally substituted with 1, 2, 3, or 4 substituents independently selected from C₁₋₆ alkyl and C₁₋₆ haloalkyl;

each R^k is independently selected from H, D, OH, halo, oxo, CN, C(O)OH, NH₂,

NO₂, SF₅, C₁₋₆ alkyl, C₁₋₆ alkoxy, C₁₋₆ haloalkoxy, C₁₋₆ haloalkyl, C₂₋₆ alkenyl, C₂₋₆ alkynyl, C₆₋₁₄ aryl, C₃₋₁₄ cycloalkyl, 5-14 membered heteroaryl, 4-14 membered heterocycloalkyl, C₆₋₁₄

aryl-C₁₋₆ alkyl-, C₃₋₁₄ cycloalkyl-C₁₋₆ alkyl-, (5-14 membered heteroaryl)-C₁₋₆ alkyl-, and (4-14 membered heterocycloalkyl)-C₁₋₆ alkyl-; and

wherein any heteroaryl group of any of the above-recited substituents optionally comprises an N-oxide on any ring-forming nitrogen.

In some embodiments,

each R¹ is independently selected from D, halo, oxo, C₁₋₆ alkyl, C₁₋₆ haloalkyl, C₂₋₆ alkenyl, C₂₋₆ alkynyl, C₆₋₁₄ aryl, C₃₋₁₄ cycloalkyl, 5-14 membered heteroaryl, 4-14 membered heterocycloalkyl, C₆₋₁₄ aryl-C₁₋₆ alkyl-, C₃₋₁₄ cycloalkyl-C₁₋₆ alkyl-, (5-14 membered heteroaryl)-C₁₋₆ alkyl-, and (4-14 membered heterocycloalkyl)-C₁₋₆ alkyl-, CN, NO₂, OR^{a7},

SR^{a7}, NHOR^{a7}, C(O)R^{b7}, C(O)NR^{c7}R^{d7}, C(O)NR^{c7}(OR^{a7}), C(O)OR^{a7}, OC(O)R^{b7},

OC(O)NR^{c7}R^{d7}, NR^{c7}R^{d7}, NR^{c7}NR^{c7}R^{d7}, NR^{c7}C(O)R^{b7}, NR^{c7}C(O)OR^{a7}, NR^{c7}C(O)NR^{c7}R^{d7}, C(=NR^{e7})R^{b7}, C(=NR^{e7})NR^{c7}R^{d7}, NR^{c7}C(=NR^{e7})NR^{c7}R^{d7}, NR^{c7}C(=NR^{e7})R^{b7}, NR^{c7}S(O)R^{b7}, NR^{c7}S(O)NR^{c7}R^{d7}, NR^{c7}S(O)₂R^{b7}, NR^{c7}S(O)(=NR^{e7})R^{b7}, NR^{c7}S(O)₂NR^{c7}R^{d7}, S(O)R^{b7}, S(O)NR^{c7}R^{d7}, S(O)₂R^{b7}, S(O)₂NR^{c7}R^{d7}, OS(O)(=NR^{e7})R^{b7}, OS(O)₂R^{b7}, SF₅, P(O)R^{f7}R^{g7}, OP(O)(OR^{h7})(ORⁱ⁷), P(O)(OR^{h7})(ORⁱ⁷), and BR^{j7}R^{k7};

each R^{a7}, R^{c7}, and R^{d7} is independently selected from H, C₁₋₆ alkyl, C₁₋₆ haloalkyl, C₂₋₆ alkenyl, C₂₋₆ alkynyl, C₆₋₁₄ aryl, C₃₋₁₄ cycloalkyl, 5-14 membered heteroaryl, 4-14 membered heterocycloalkyl, C₆₋₁₄ aryl-C₁₋₆ alkyl-, C₃₋₁₄ cycloalkyl-C₁₋₆ alkyl-, (5-14 membered heteroaryl)-C₁₋₆ alkyl-, and (4-14 membered heterocycloalkyl)-C₁₋₆ alkyl-;

or any R^{c7} and R^{d7} attached to the same N atom, together with the N atom to which

they are attached, form a 5- or 6-membered heteroaryl or a 4-14-membered heterocycloalkyl group; and

each R^{b7} is independently selected from H, C₁₋₆ alkyl, C₁₋₆ haloalkyl, C₂₋₆ alkenyl, C₂₋₆ alkynyl, C₆₋₁₄ aryl, C₃₋₁₄ cycloalkyl, 5-14 membered heteroaryl, 4-14 membered

heterocycloalkyl, C₆₋₁₄ aryl-C₁₋₆ alkyl-, C₃₋₁₄ cycloalkyl-C₁₋₆ alkyl-, (5-14 membered heteroaryl)-C₁₋₆ alkyl-, and (4-14 membered heterocycloalkyl)-C₁₋₆ alkyl-.

In some embodiments,

- each R¹ is independently selected from D, halo, oxo, C₁₋₆ alkyl, C₁₋₆ haloalkyl, C₂₋₆ alkenyl, C₂₋₆ alkynyl, C₆₋₁₄ aryl, C₃₋₁₄ cycloalkyl, 5-14 membered heteroaryl, 4-14 membered heterocycloalkyl, C₆₋₁₄ aryl-C₁₋₆ alkyl-, C₃₋₁₄ cycloalkyl-C₁₋₆ alkyl-, (5-14 membered heteroaryl)-C₁₋₆ alkyl-, and (4-14 membered heterocycloalkyl)-C₁₋₆ alkyl-, CN, NO₂, OR^{a6}, SR^{a6}, NHOR^{a6}, C(O)R^{b6}, C(O)NR^{c6}R^{d6}, C(O)NR^{c6}(OR^{a6}), C(O)OR^{a6}, OC(O)R^{b6}, OC(O)NR^{c6}R^{d6}, NR^{c6}R^{d6}, NR^{c6}NR^{c6}R^{d6}, NR^{c6}C(O)R^{b6}, NR^{c6}C(O)OR^{a6}, NR^{c6}C(O)NR^{c5}R^{d6}, C(=NR^{c6})R^{b6}, C(=NR^{c6})NR^{c6}R^{d6}, NR^{c6}C(=NR^{c6})NR^{c6}R^{d6}, NR^{c6}C(=NR^{c6})R^{b6}, NR^{c6}S(O)R^{b6}, NR^{c6}S(O)NR^{c6}R^{d6}, NR^{c6}S(O)₂R^{b6}, NR^{c6}S(O)(=NR^{c6})R^{b6}, NR^{c6}S(O)₂NR^{c6}R^{d6}, S(O)R^{b6}, S(O)NR^{c6}R^{d6}, S(O)₂R^{b6}, S(O)₂NR^{c6}R^{d6}, OS(O)(=NR^{c6})R^{b6}, OS(O)₂R^{b6}, SF₅, P(O)Rⁱ⁶R^{g6}, OP(O)(OR^{h6})(ORⁱ⁶), P(O)(OR^{h6})(ORⁱ⁶), and BR^{j6}R^{k6};

- each R^{a6}, R^{c6}, and R^{d6} is independently selected from H, C₁₋₆ alkyl, C₁₋₆ haloalkyl, C₂₋₆ alkenyl, C₂₋₆ alkynyl, C₆₋₁₄ aryl, C₃₋₁₄ cycloalkyl, 5-14 membered heteroaryl, 4-14 membered heterocycloalkyl, C₆₋₁₄ aryl-C₁₋₆ alkyl-, C₃₋₁₄ cycloalkyl-C₁₋₆ alkyl-, (5-14 membered heteroaryl)-C₁₋₆ alkyl-, and (4-14 membered heterocycloalkyl)-C₁₋₆ alkyl-;

- or any R^{c6} and R^{d6} attached to the same N atom, together with the N atom to which they are attached, form a 5- or 6-membered heteroaryl or a 4-14-membered heterocycloalkyl group; and

- each R^{b6} is independently selected from H, C₁₋₆ alkyl, C₁₋₆ haloalkyl, C₂₋₆ alkenyl, C₂₋₆ alkynyl, C₆₋₁₄ aryl, C₃₋₁₄ cycloalkyl, 5-14 membered heteroaryl, 4-14 membered heterocycloalkyl, C₆₋₁₄ aryl-C₁₋₆ alkyl-, C₃₋₁₄ cycloalkyl-C₁₋₆ alkyl-, (5-14 membered heteroaryl)-C₁₋₆ alkyl-, and (4-14 membered heterocycloalkyl)-C₁₋₆ alkyl-.

- In some embodiments, each R^H is independently selected from D, halo, oxo, C₁₋₆ alkyl, C₁₋₆ haloalkyl, C₂₋₆ alkenyl, C₂₋₆ alkynyl, CN, C₁₋₆ alkoxy, C₁₋₆ haloalkoxy, amino, C₁₋₆ alkylamino, di-C₁₋₆ alkylamino, C₁₋₆ alkylsulfonyl, aminosulfonyl, C₁₋₆ alkylaminosulfonyl, di-C₁₋₆ alkylaminosulfonyl, and C₁₋₆ alkylsulfonylamino; wherein said C₁₋₆ alkyl is optionally substituted by 1, 2, 3, 4, 5, 6, 7, or 8 independently selected halogens.

- In some embodiments, each R^{a5}, R^{c5}, and R^{d5} is independently selected from H, C₁₋₆ alkyl, C₁₋₆ haloalkyl, C₂₋₆ alkenyl, C₂₋₆ alkynyl, phenyl, C₃₋₇ cycloalkyl, 5-6 membered heteroaryl, 4-7 membered heterocycloalkyl, phenyl-C₁₋₆ alkyl-, C₃₋₇ cycloalkyl-C₁₋₆ alkyl-, (5-6 membered heteroaryl)-C₁₋₆ alkyl-, and (4-7 membered heterocycloalkyl)-C₁₋₆ alkyl-, wherein the C₁₋₆ alkyl, C₂₋₆ alkenyl, C₂₋₆ alkynyl, phenyl, C₃₋₇ cycloalkyl, 5-6 membered heteroaryl, 4-7

2022283611 05 Dec 2022

membered heterocycloalkyl, phenyl-C₁₋₆ alkyl-, C₃₋₇ cycloalkyl-C₁₋₆ alkyl-, (5-6 membered heteroaryl)-C₁₋₆ alkyl-, and (4-7 membered heterocycloalkyl)-C₁₋₆ alkyl- of R⁴⁵, R⁶⁵, and R⁸⁵ are each optionally substituted with 1, 2, 3, or 4 independently selected R¹ substituents;

each R^{b5} is independently selected from H, C₁₋₆ alkyl, C₁₋₆ haloalkyl, C₂₋₆ alkenyl, C₂₋₆ alkynyl, phenyl, C₃₋₇ cycloalkyl, 5-6 membered heteroaryl, 4-7 membered heterocycloalkyl, phenyl-C₁₋₆ alkyl-, C₃₋₇ cycloalkyl-C₁₋₆ alkyl-, (5-6 membered heteroaryl)-C₁₋₆ alkyl-, and (4-7 membered heterocycloalkyl)-C₁₋₆ alkyl-, wherein the C₁₋₆ alkyl, C₂₋₆ alkenyl, C₂₋₆ alkynyl, phenyl, C₃₋₇ cycloalkyl, 5-6 membered heteroaryl, 4-7 membered heterocycloalkyl, phenyl-C₁₋₆ alkyl-, C₃₋₇ cycloalkyl-C₁₋₆ alkyl-, (5-6 membered heteroaryl)-C₁₋₆ alkyl-, and (4-7 membered heterocycloalkyl)-C₁₋₆ alkyl- of R^{b5} are each optionally substituted with 1, 2, 3, or 4 independently selected R¹ substituents;

each R⁵⁵ is independently selected from H, OH, CN, C₁₋₆ alkyl, C₁₋₆ alkoxy, C₁₋₆ haloalkyl, and C₁₋₆ haloalkoxy;

each R⁵⁵ and R⁶⁵ is independently selected from H, C₁₋₆ alkyl, C₁₋₆ haloalkyl, C₂₋₆ alkenyl, C₂₋₆ alkynyl, phenyl, C₃₋₇ cycloalkyl, 5-6 membered heteroaryl, 4-7 membered heterocycloalkyl, phenyl-C₁₋₆ alkyl-, C₃₋₇ cycloalkyl-C₁₋₆ alkyl-, (5-6 membered heteroaryl)-C₁₋₆ alkyl-, and (4-7 membered heterocycloalkyl)-C₁₋₆ alkyl-;

each R^{h5} and Rⁱ⁵ is independently selected from H, C₁₋₆ haloalkyl, C₁₋₆ alkyl, C₂₋₆ alkenyl, C₂₋₆ alkynyl, phenyl, C₃₋₇ cycloalkyl, 5-6 membered heteroaryl, 4-7 membered heterocycloalkyl, phenyl-C₁₋₆ alkyl-, C₃₋₇ cycloalkyl-C₁₋₆ alkyl-, (5-6 membered heteroaryl)-C₁₋₆ alkyl-, and (4-7 membered heterocycloalkyl)-C₁₋₆ alkyl-;

each R^{j5} and R^{k5} is independently selected from OH, C₁₋₆ alkoxy, and C₁₋₆ haloalkoxy; and

each R¹ is D, halo, oxo, C₁₋₆ alkyl, C₁₋₆ haloalkyl, C₂₋₆ alkenyl, C₂₋₆ alkynyl, CN, C₁₋₆ alkoxy, C₁₋₆ haloalkoxy, amino, C₁₋₆ alkylamino, di-C₁₋₆ alkylamino, C₁₋₆ alkylsulfonyl, aminosulfonyl, C₁₋₆ alkylaminosulfonyl, di-C₁₋₆ alkylaminosulfonyl, and C₁₋₆ alkylsulfonylamino.

In some embodiments, each R¹ and R¹ is independently selected from D, halo, oxo, C₁₋₆ alkyl, C₁₋₆ haloalkyl, C₂₋₆ alkenyl, C₂₋₆ alkynyl, CN, C₁₋₆ alkoxy, C₁₋₆ haloalkoxy, amino, C₁₋₆ alkylamino, di-C₁₋₆ alkylamino, C₁₋₆ alkylsulfonyl, aminosulfonyl, C₁₋₆ alkylaminosulfonyl, di-C₁₋₆ alkylaminosulfonyl, and C₁₋₆ alkylsulfonylamino; and

each R^K is independently selected from H, D, OH, halo, oxo, CN, C(O)OH, NH₂, NO₂, SF₅, C₁₋₆ alkyl, C₁₋₆ alkoxy, C₁₋₆ haloalkoxy, C₁₋₆ haloalkyl, C₂₋₆ alkenyl, and C₂₋₆ alkynyl.

2022283611 05 Dec 2022

In some embodiments:

X is N;

R^1 is selected from H, C_{1-6} alkyl, C_{1-6} haloalkyl, C_{2-6} alkenyl, C_{2-6} alkynyl, C_{6-14} aryl, C_{3-14} cycloalkyl, 5-14 membered heteroaryl, 4-14 membered heterocycloalkyl, C_{6-14} aryl- C_{1-6} alkyl-, C_{3-14} cycloalkyl- C_{1-6} alkyl-, (5-14 membered heteroaryl)- C_{1-6} alkyl-, (4-14 membered heterocycloalkyl)- C_{1-6} alkyl-, OR^{a1}, C(O)R^{b1}, C(O)NR^{c1}R^{d1}, C(O)OR^{a1}, C(=NR^{e1})R^{b1}, C(=NR^{e1})NR^{c1}R^{d1}, S(O)R^{b1}, S(O)NR^{c1}R^{d1}, S(O)₂R^{b1}, and S(O)₂NR^{c1}R^{d1}, wherein the C_{1-6} alkyl, C_{2-6} alkenyl, C_{2-6} alkynyl, C_{6-14} aryl, C_{3-14} cycloalkyl, 5-14 membered heteroaryl, 4-14 membered heterocycloalkyl, C_{6-14} aryl- C_{1-6} alkyl-, C_{3-14} cycloalkyl- C_{1-6} alkyl-, (5-14 membered heteroaryl)- C_{1-6} alkyl-, and (4-14 membered heterocycloalkyl)- C_{1-6} alkyl- of R^1 are each optionally substituted with 1, 2, 3, 4, 5, 6, 7, or 8 independently selected R^B substituents;

R^2 is selected from H, D, halo, C_{1-6} alkyl, C_{1-6} haloalkyl, C_{2-6} alkenyl, C_{2-6} alkynyl, C_{6-14} aryl, C_{3-14} cycloalkyl, 5-14 membered heteroaryl, 4-14 membered heterocycloalkyl, C_{6-14} aryl- C_{1-6} alkyl-, C_{3-14} cycloalkyl- C_{1-6} alkyl-, (5-14 membered heteroaryl)- C_{1-6} alkyl-, (4-14 membered heterocycloalkyl)- C_{1-6} alkyl-, CN, NO₂, OR^{a2}, SR^{a2}, NHOR^{a2}, C(O)R^{b2}, C(O)NR^{c2}R^{d2}, C(O)NR^{c2}(OR^{a2}), C(O)OR^{a2}, OC(O)R^{b2}, OC(O)NR^{c2}R^{d2}, NR^{c2}R^{d2}, NR^{c2}NR^{c2}R^{d2}, NR^{c2}C(O)R^{b2}, NR^{c2}C(O)OR^{a2}, NR^{c2}C(O)NR^{c2}R^{d2}, C(=NR^{e2})R^{b2}, C(=NR^{e2})NR^{c2}R^{d2}, NR^{c2}C(=NR^{e2})NR^{c2}R^{d2}, NR^{c2}C(=NR^{e2})R^{b2}, NR^{c2}S(O)NR^{c2}R^{d2}, NR^{c2}S(O)R^{b2}, NR^{c2}S(O)₂R^{b2}, NR^{c2}S(O)(=NR^{e2})R^{b2}, NR^{c2}S(O)₂NR^{c2}R^{d2}, S(O)R^{b2}, S(O)NR^{c2}R^{d2}, S(O)₂R^{b2}, S(O)₂NR^{c2}R^{d2}, OS(O)(=NR^{e2})R^{b2}, OS(O)₂R^{b2}, SF₅, P(O)R^{f2}R^{g2}, OP(O)(OR^{h2})(ORⁱ²), P(O)(OR^{h2})(ORⁱ²), and BR^{j2}R^{k2}, wherein the C_{1-6} alkyl, C_{2-6} alkenyl, C_{2-6} alkynyl, C_{6-14} aryl, C_{3-14} cycloalkyl, 5-14 membered heteroaryl, 4-14 membered heterocycloalkyl, C_{6-14} aryl- C_{1-6} alkyl-, C_{3-14} cycloalkyl- C_{1-6} alkyl-, (5-14 membered heteroaryl)- C_{1-6} alkyl-, and (4-14 membered heterocycloalkyl)- C_{1-6} alkyl- of R^2 are each optionally substituted with 1, 2, 3, 4, 5, 6, 7, or 8 independently selected R^C substituents;

Cy¹ is C_{6-14} aryl, C_{3-14} cycloalkyl, 5-14 membered heteroaryl, or 4-14 membered heterocycloalkyl, wherein the C_{6-14} aryl, C_{3-14} cycloalkyl, 5-14 membered heteroaryl, or 4-14 membered heterocycloalkyl is optionally substituted with 1, 2, 3, 4, 5, 6, 7, or 8 independently selected R^E substituents;

provided that when Cy¹ is 4-14 membered heterocycloalkyl, then the 4-14 membered heterocycloalkyl of Cy¹ is other than unsubstituted morpholinyl;

provided that Cy¹ is not pyridin-4-yl optionally substituted with 1, 2, 3, or 4 independently selected R^E substituents;

2022283611 05 Dec 2022

provided that Cy¹ is not pyrimidin-4-yl optionally substituted with 1, 2, or 3, independently selected R^E substituents;

provided that Cy¹ is not quinolin-4-yl optionally substituted with 1, 2, 3, 4, 5, or 6 independently selected R^E substituents;

5 Cy² is C₆₋₁₄ aryl, C₃₋₁₄ cycloalkyl, 5-14 membered heteroaryl, or 4-14 membered heterocycloalkyl, wherein the C₆₋₁₄ aryl, C₃₋₁₄ cycloalkyl, 5-14 membered heteroaryl, or 4-14 membered heterocycloalkyl is optionally substituted with 1, 2, 3, 4, 5, 6, 7, or 8 independently selected R^F substituents;

each R^{a1}, R^{c1}, R^{d1}, R^{a2}, R^{c2}, and R^{d2} is independently selected from H, C₁₋₆ alkyl, C₁₋₆ haloalkyl, C₂₋₆ alkenyl, C₂₋₆ alkynyl, C₆₋₁₄ aryl, C₃₋₁₄ cycloalkyl, 5-14 membered heteroaryl, 4-14 membered heterocycloalkyl, C₆₋₁₄ aryl-C₁₋₆ alkyl-, C₃₋₁₄ cycloalkyl-C₁₋₆ alkyl-, (5-14 membered heteroaryl)-C₁₋₆ alkyl-, and (4-14 membered heterocycloalkyl)-C₁₋₆ alkyl-, wherein the C₁₋₆ alkyl, C₂₋₆ alkenyl, C₂₋₆ alkynyl, C₆₋₁₄ aryl, C₃₋₁₄ cycloalkyl, 5-14 membered heteroaryl, 4-14 membered heterocycloalkyl, C₆₋₁₄ aryl-C₁₋₆ alkyl-, C₃₋₁₄ cycloalkyl-C₁₋₆ alkyl-, (5-14 membered heteroaryl)-C₁₋₆ alkyl-, and (4-14 membered heterocycloalkyl)-C₁₋₆ alkyl- of R^{a1}, R^{c1}, R^{d1}, R^{a2}, R^{c2}, and R^{d2} are each optionally substituted with 1, 2, 3, 4, 5, 6, 7, or 8 independently selected R^G substituents;

or, any R^{c1} and R^{d1} attached to the same N atom, together with the N atom to which they are attached, form a 5- or 6-membered heteroaryl or a 4-14 membered heterocycloalkyl group, wherein the 5- or 6-membered heteroaryl or 4-14 membered heterocycloalkyl group is optionally substituted with 1, 2, 3, or 4 independently selected R^G substituents;

or any R^{c2} and R^{d2} attached to the same N atom, together with the N atom to which they are attached, form a 5- or 6-membered heteroaryl or a 4-14 membered heterocycloalkyl group, wherein the 5- or 6-membered heteroaryl or 4-14 membered heterocycloalkyl group is optionally substituted with 1, 2, 3, or 4 independently selected R^G substituents;

each R^{b1} and R^{b2} is independently selected from H, C₁₋₆ alkyl, C₁₋₆ haloalkyl, C₂₋₆ alkenyl, C₂₋₆ alkynyl, C₆₋₁₄ aryl, C₃₋₁₄ cycloalkyl, 5-14 membered heteroaryl, 4-14 membered heterocycloalkyl, C₆₋₁₄ aryl-C₁₋₆ alkyl-, C₃₋₁₄ cycloalkyl-C₁₋₆ alkyl-, (5-14 membered heteroaryl)-C₁₋₆ alkyl-, and (4-14 membered heterocycloalkyl)-C₁₋₆ alkyl-, wherein the C₁₋₆ alkyl, C₂₋₆ alkenyl, C₂₋₆ alkynyl, C₆₋₁₄ aryl, C₃₋₁₄ cycloalkyl, 5-14 membered heteroaryl, 4-14 membered heterocycloalkyl, C₆₋₁₄ aryl-C₁₋₆ alkyl-, C₃₋₁₄ cycloalkyl-C₁₋₆ alkyl-, (5-14 membered heteroaryl)-C₁₋₆ alkyl-, and (4-14 membered heterocycloalkyl)-C₁₋₆ alkyl- of R^{b1}, R^{b2}, and R^{b3} are each optionally substituted with 1, 2, 3, 4, 5, 6, 7, or 8 independently selected R^G substituents;

2022283611 05 Dec 2022

each R^{e1} and R^{e2} is independently selected from H, OH, CN, C_{1-6} alkyl, C_{1-6} alkoxy, C_{1-6} haloalkyl, C_{1-6} haloalkoxy, C_{2-6} alkenyl, C_{2-6} alkynyl, C_{6-14} aryl, C_{3-14} cycloalkyl, 5-14 membered heteroaryl, 4-14 membered heterocycloalkyl, C_{6-14} aryl- C_{1-6} alkyl-, C_{3-14} cycloalkyl- C_{1-6} alkyl-, (5-14 membered heteroaryl)- C_{1-6} alkyl-, and (4-14 membered heterocycloalkyl)- C_{1-6} alkyl-;

each R^{f2} and R^{g2} is independently selected from H, C_{1-6} alkyl, C_{1-6} alkoxy, C_{1-6} haloalkyl, C_{1-6} haloalkoxy, C_{2-6} alkenyl, C_{2-6} alkynyl, C_{6-14} aryl, C_{3-14} cycloalkyl, 5-14 membered heteroaryl, 4-14 membered heterocycloalkyl, C_{6-14} aryl- C_{1-6} alkyl-, C_{3-14} cycloalkyl- C_{1-6} alkyl-, (5-14 membered heteroaryl)- C_{1-6} alkyl-, and (4-14 membered heterocycloalkyl)- C_{1-6} alkyl-;

each R^{h2} and R^{i2} is independently selected from H, C_{1-6} alkyl, C_{1-6} haloalkyl, C_{2-6} alkenyl, C_{2-6} alkynyl, C_{6-14} aryl, C_{3-14} cycloalkyl, 5-14 membered heteroaryl, 4-14 membered heterocycloalkyl, C_{6-14} aryl- C_{1-6} alkyl-, C_{3-14} cycloalkyl- C_{1-6} alkyl-, (5-14 membered heteroaryl)- C_{1-6} alkyl-, and (4-14 membered heterocycloalkyl)- C_{1-6} alkyl-;

each R^{j2} and R^{k2} is independently selected from OH, C_{1-6} alkoxy, and C_{1-6} haloalkoxy; or any R^{j2} and R^{k2} attached to the same B atom, together with the B atom to which they are attached, form a 5- or 6-membered heterocycloalkyl group optionally substituted with 1, 2, 3, or 4 substituents independently selected from C_{1-6} alkyl and C_{1-6} haloalkyl;

each R^B , R^C , R^E , R^F , and R^G is independently selected from D, halo, oxo, C_{1-6} alkyl, C_{1-6} haloalkyl, C_{2-6} alkenyl, C_{2-6} alkynyl, C_{6-14} aryl, C_{3-14} cycloalkyl, 5-14 membered heteroaryl, 4-14 membered heterocycloalkyl, C_{6-14} aryl- C_{1-6} alkyl-, C_{3-14} cycloalkyl- C_{1-6} alkyl-, (5-14 membered heteroaryl)- C_{1-6} alkyl-, (4-14 membered heterocycloalkyl)- C_{1-6} alkyl-, CN, NO_2 , OR^{a4} , SR^{a4} , $NHOR^{a4}$, $C(O)R^{b4}$, $C(O)NR^{c4}R^{d4}$, $C(O)NR^{c4}(OR^{a4})$, $C(O)OR^{a4}$, $OC(O)R^{b4}$, $OC(O)NR^{c4}R^{d4}$, $NR^{c4}R^{d4}$, $NR^{c4}NR^{c4}R^{d4}$, $NR^{c4}C(O)R^{b4}$, $NR^{c4}C(O)OR^{a4}$, $NR^{c4}C(O)NR^{c4}R^{d4}$, $C(=NR^{e4})R^{b4}$, $C(=NR^{e4})NR^{c4}R^{d4}$, $NR^{c4}C(=NR^{e4})NR^{c4}R^{d4}$, $NR^{c4}C(=NR^{e4})R^{b4}$, $NR^{c4}S(O)R^{b4}$, $NR^{c4}S(O)NR^{c4}R^{d4}$, $NR^{c4}S(O)_2R^{b4}$, $NR^{c4}S(O)(=NR^{e4})R^{b4}$, $NR^{c4}S(O)_2NR^{c4}R^{d4}$, $S(O)R^{b4}$, $S(O)NR^{c4}R^{d4}$, $S(O)_2R^{b4}$, $S(O)_2NR^{c4}R^{d4}$, $OS(O)(=NR^{e4})R^{b4}$, $OS(O)_2R^{b4}$, SF_3 , $P(O)R^{f4}R^{g4}$, $OP(O)(OR^{h4})(OR^{i4})$, $P(O)(OR^{h4})(OR^{i4})$, and $BR^{j4}R^{k4}$, wherein the C_{1-6} alkyl, C_{2-6} alkenyl, C_{2-6} alkynyl, C_{6-14} aryl, C_{3-14} cycloalkyl, 5-14 membered heteroaryl, 4-14 membered heterocycloalkyl, C_{6-14} aryl- C_{1-6} alkyl-, C_{3-14} cycloalkyl- C_{1-6} alkyl-, (5-14 membered heteroaryl)- C_{1-6} alkyl-, and (4-14 membered heterocycloalkyl)- C_{1-6} alkyl- of R^B , R^C , R^E , R^F , and R^G are each optionally substituted with 1, 2, 3, 4, 5, 6, 7, or 8 independently selected R^H substituents;

2022283611 05 Dec 2022

each R^{a4} , R^{c4} , and R^{d4} is independently selected from H, C_{1-6} alkyl, C_{1-6} haloalkyl, C_{2-6} alkenyl, C_{2-6} alkynyl, C_{6-14} aryl, C_{3-14} cycloalkyl, 5-14 membered heteroaryl, 4-14 membered heterocycloalkyl, C_{6-14} aryl- C_{1-6} alkyl-, C_{3-14} cycloalkyl- C_{1-6} alkyl-, (5-14 membered heteroaryl)- C_{1-6} alkyl-, and (4-14 membered heterocycloalkyl)- C_{1-6} alkyl-, wherein the C_{1-6} alkyl, C_{2-6} alkenyl, C_{2-6} alkynyl, C_{6-14} aryl, C_{3-14} cycloalkyl, 5-14 membered heteroaryl, 4-14 membered heterocycloalkyl, C_{6-14} aryl- C_{1-6} alkyl-, C_{3-14} cycloalkyl- C_{1-6} alkyl-, (5-14 membered heteroaryl)- C_{1-6} alkyl-, and (4-14 membered heterocycloalkyl)- C_{1-6} alkyl- of R^{a4} , R^{c4} , and R^{d4} are each optionally substituted with 1, 2, 3, 4, 5, 6, 7, or 8 independently selected R^H substituents;

or, any R^{c4} and R^{d4} attached to the same N atom, together with the N atom to which they are attached, optionally form a 5- or 6-membered heteroaryl or a 4-14 membered heterocycloalkyl group, wherein the 5- or 6-membered heteroaryl or 4-14 membered heterocycloalkyl group is optionally substituted with 1, 2, 3, or 4 independently selected R^H substituents;

each R^{b4} is independently selected from H, C_{1-6} alkyl, C_{1-6} haloalkyl, C_{2-6} alkenyl, C_{2-6} alkynyl, C_{6-14} aryl, C_{3-14} cycloalkyl, 5-14 membered heteroaryl, 4-14 membered heterocycloalkyl, C_{6-14} aryl- C_{1-6} alkyl-, C_{3-14} cycloalkyl- C_{1-6} alkyl-, (5-14 membered heteroaryl)- C_{1-6} alkyl-, and (4-14 membered heterocycloalkyl)- C_{1-6} alkyl-, wherein the C_{1-6} alkyl, C_{2-6} alkenyl, C_{2-6} alkynyl, C_{6-14} aryl, C_{3-14} cycloalkyl, 5-14 membered heteroaryl, 4-14 membered heterocycloalkyl, C_{6-14} aryl- C_{1-6} alkyl-, C_{3-14} cycloalkyl- C_{1-6} alkyl-, (5-14 membered heteroaryl)- C_{1-6} alkyl-, and (4-14 membered heterocycloalkyl)- C_{1-6} alkyl- of R^{b4} are each optionally substituted with 1, 2, 3, 4, 5, 6, 7, or 8 independently selected R^H substituents;

each R^{c4} is independently selected from H, OH, CN, C_{1-6} alkyl, C_{1-6} alkoxy, C_{1-6} haloalkyl, C_{1-6} haloalkoxy, C_{2-6} alkenyl, C_{2-6} alkynyl, C_{6-14} aryl, C_{3-14} cycloalkyl, 5-14 membered heteroaryl, 4-14 membered heterocycloalkyl, C_{6-14} aryl- C_{1-6} alkyl-, C_{3-14} cycloalkyl- C_{1-6} alkyl-, (5-14 membered heteroaryl)- C_{1-6} alkyl-, and (4-14 membered heterocycloalkyl)- C_{1-6} alkyl-;

each R^{f4} and R^{g4} is independently selected from H, C_{1-6} alkyl, C_{1-6} alkoxy, C_{1-6} haloalkyl, C_{1-6} haloalkoxy, C_{2-6} alkenyl, C_{2-6} alkynyl, C_{6-14} aryl, C_{3-14} cycloalkyl, 5-14 membered heteroaryl, 4-14 membered heterocycloalkyl, C_{6-14} aryl- C_{1-6} alkyl-, C_{3-14} cycloalkyl- C_{1-6} alkyl-, (5-14 membered heteroaryl)- C_{1-6} alkyl-, and (4-14 membered heterocycloalkyl)- C_{1-6} alkyl-;

each R^{h4} and R^{i4} is independently selected from H, C_{1-6} alkyl, C_{1-6} haloalkyl, C_{2-6} alkenyl, C_{2-6} alkynyl, C_{6-14} aryl, C_{3-14} cycloalkyl, 5-14 membered heteroaryl, 4-14 membered

2022283611 05 Dec 2022

- heterocycloalkyl, C₆₋₁₄ aryl-C₁₋₆ alkyl-, C₃₋₁₄ cycloalkyl-C₁₋₆ alkyl-, (5-14 membered heteroaryl)-C₁₋₆ alkyl-, and (4-14 membered heterocycloalkyl)-C₁₋₆ alkyl-;
- each R^{j4} and R^{k4} is independently selected from OH, C₁₋₆ alkoxy, and C₁₋₆ haloalkoxy;
- or, any R^{j4} and R^{k4} attached to the same B atom, together with the B atom to which
- 5 they are attached, form a 5- or 6-membered heterocycloalkyl group optionally substituted with 1, 2, 3, or 4 substituents independently selected from C₁₋₆ alkyl and C₁₋₆ haloalkyl;
- each R^H is independently selected from D, halo, oxo, C₁₋₆ alkyl, C₁₋₆ haloalkyl, C₂₋₆ alkenyl, C₂₋₆ alkynyl, C₆₋₁₄ aryl, C₃₋₁₄ cycloalkyl, 5-14 membered heteroaryl, 4-14 membered heterocycloalkyl, C₆₋₁₄ aryl-C₁₋₆ alkyl-, C₃₋₁₄ cycloalkyl-C₁₋₆ alkyl-, (5-14 membered
- 10 heteroaryl)-C₁₋₆ alkyl-, (4-14 membered heterocycloalkyl)-C₁₋₆ alkyl-, CN, NO₂, OR^{a5}, SR^{a5}, NHOR^{a5}, C(O)R^{b5}, C(O)NR^{c5}R^{d5}, C(O)NR^{c5}(OR^{a5}), C(O)OR^{a5}, OC(O)R^{b5}, OC(O)NR^{c5}R^{d5}, NR^{c5}R^{d5}, NR^{c5}NR^{c5}R^{d5}, NR^{c5}C(O)R^{b5}, NR^{c5}C(O)OR^{a5}, NR^{c5}C(O)NR^{c5}R^{d5}, C(=NR^{c5})R^{b5}, C(=NR^{c5})NR^{c5}R^{d5}, NR^{c5}C(=NR^{c5})NR^{c5}R^{d5}, NR^{c5}C(=NR^{c5})R^{b5}, NR^{c5}S(O)R^{b5}, NR^{c5}S(O)NR^{c5}R^{d5}, NR^{c5}S(O)₂R^{b5}, NR^{c5}S(O)(=NR^{c5})R^{b5}, NR^{c5}S(O)₂NR^{c5}R^{d5}, S(O)R^{b5},
- 15 S(O)NR^{c5}R^{d5}, S(O)₂R^{b5}, S(O)₂NR^{c5}R^{d5}, OS(O)(=NR^{c5})R^{b5}, OS(O)₂R^{b5}, SF₅, P(O)R^{f5}R^{g5}, OP(O)(OR^{h5})(ORⁱ⁵), P(O)(OR^{h5})(ORⁱ⁵), and BR^{j5}R^{k5}, wherein the C₁₋₆ alkyl, C₂₋₆ alkenyl, C₂₋₆ alkynyl, C₆₋₁₄ aryl, C₃₋₁₄ cycloalkyl, 5-14 membered heteroaryl, 4-14 membered heterocycloalkyl, C₆₋₁₄ aryl-C₁₋₆ alkyl-, C₃₋₁₄ cycloalkyl-C₁₋₆ alkyl-, (5-14 membered heteroaryl)-C₁₋₆ alkyl-, and (4-14 membered heterocycloalkyl)-C₁₋₆ alkyl- of R^H are each
- 20 optionally substituted with 1, 2, 3, or 4 independently selected Rⁱ substituents;
- each R^{a5}, R^{c5}, and R^{d5} is independently selected from H, C₁₋₆ alkyl, C₁₋₆ haloalkyl, C₂₋₆ alkenyl, C₂₋₆ alkynyl, C₆₋₁₄ aryl, C₃₋₁₄ cycloalkyl, 5-14 membered heteroaryl, 4-14 membered heterocycloalkyl, C₆₋₁₄ aryl-C₁₋₆ alkyl-, C₃₋₁₄ cycloalkyl-C₁₋₆ alkyl-, (5-14 membered heteroaryl)-C₁₋₆ alkyl-, and (4-14 membered heterocycloalkyl)-C₁₋₆ alkyl-, wherein the C₁₋₆
- 25 alkyl, C₂₋₆ alkenyl, C₂₋₆ alkynyl, C₆₋₁₄ aryl, C₃₋₁₄ cycloalkyl, 5-14 membered heteroaryl, 4-14 membered heterocycloalkyl, C₆₋₁₄ aryl-C₁₋₆ alkyl-, C₃₋₁₄ cycloalkyl-C₁₋₆ alkyl-, (5-14 membered heteroaryl)-C₁₋₆ alkyl-, and (4-14 membered heterocycloalkyl)-C₁₋₆ alkyl- of R^{a5}, R^{c5}, and R^{d5} are each optionally substituted with 1, 2, 3, or 4 independently selected Rⁱ substituents;
- or any R^{c5} and R^{d5} attached to the same N atom, together with the N atom to which
- 30 they are attached, form a 5- or 6-membered heteroaryl or a 4-14 membered heterocycloalkyl group, wherein the 5- or 6-membered heteroaryl or 4-14 membered heterocycloalkyl group is optionally substituted with 1, 2, 3, or 4 independently selected Rⁱ substituents;
- each R^{b5} is independently selected from H, C₁₋₆ alkyl, C₁₋₆ haloalkyl, C₂₋₆ alkenyl, C₂₋₆ alkynyl, C₆₋₁₄ aryl, C₃₋₁₄ cycloalkyl, 5-14 membered heteroaryl, 4-14 membered

heterocycloalkyl, C₆₋₁₄ aryl-C₁₋₆ alkyl-, C₃₋₁₄ cycloalkyl-C₁₋₆ alkyl-, (5-14 membered heteroaryl)-C₁₋₆ alkyl-, and (4-14 membered heterocycloalkyl)-C₁₋₆ alkyl-, wherein the C₁₋₆ alkyl, C₂₋₆ alkenyl, C₂₋₆ alkynyl, C₆₋₁₄ aryl, C₃₋₁₄ cycloalkyl, 5-14 membered heteroaryl, 4-14 membered heterocycloalkyl, C₆₋₁₄ aryl-C₁₋₆ alkyl-, C₃₋₁₄ cycloalkyl-C₁₋₆ alkyl-, (5-14 membered heteroaryl)-C₁₋₆ alkyl-, and (4-14 membered heterocycloalkyl)-C₁₋₆ alkyl- of R^{b5} are each optionally substituted with 1, 2, 3, or 4 independently selected Rⁱ substituents;

each R^{b5} is independently selected from H, OH, CN, C₁₋₆ alkyl, C₁₋₆ alkoxy, C₁₋₆ haloalkyl, C₁₋₆ haloalkoxy, C₂₋₆ alkenyl, C₂₋₆ alkynyl, C₆₋₁₄ aryl, C₃₋₁₄ cycloalkyl, 5-14 membered heteroaryl, 4-14 membered heterocycloalkyl, C₆₋₁₄ aryl-C₁₋₆ alkyl-, C₃₋₁₄ cycloalkyl-C₁₋₆ alkyl-, (5-14 membered heteroaryl)-C₁₋₆ alkyl-, and (4-14 membered heterocycloalkyl)-C₁₋₆ alkyl-;

each R^{f5} and R^{g5} is independently selected from H, C₁₋₆ alkyl, C₁₋₆ alkoxy, C₁₋₆ haloalkyl, C₁₋₆ haloalkoxy, C₂₋₆ alkenyl, C₂₋₆ alkynyl, C₆₋₁₄ aryl, C₃₋₁₄ cycloalkyl, 5-14 membered heteroaryl, 4-14 membered heterocycloalkyl, C₆₋₁₄ aryl-C₁₋₆ alkyl-, C₃₋₁₄ cycloalkyl-C₁₋₆ alkyl-, (5-14 membered heteroaryl)-C₁₋₆ alkyl-, and (4-14 membered heterocycloalkyl)-C₁₋₆ alkyl-;

each R^{h5} and Rⁱ⁵ is independently selected from H, C₁₋₆ alkyl, C₁₋₆ haloalkyl, C₂₋₆ alkenyl, C₂₋₆ alkynyl, C₆₋₁₄ aryl, C₃₋₁₄ cycloalkyl, 5-14 membered heteroaryl, 4-14 membered heterocycloalkyl, C₆₋₁₄ aryl-C₁₋₆ alkyl-, C₃₋₁₄ cycloalkyl-C₁₋₆ alkyl-, (5-14 membered heteroaryl)-C₁₋₆ alkyl-, and (4-14 membered heterocycloalkyl)-C₁₋₆ alkyl-;

each R^{j5} and R^{k5} is independently selected from OH, C₁₋₆ alkoxy, and C₁₋₆ haloalkoxy; or, any R^{j5} and R^{k5} attached to the same B atom, together with the B atom to which they are attached, form a 5- or 6-membered heterocycloalkyl group optionally substituted with 1, 2, 3, or 4 substituents independently selected from C₁₋₆ alkyl and C₁₋₆ haloalkyl;

each R^l is independently selected from D, halo, oxo, C₁₋₆ alkyl, C₁₋₆ haloalkyl, C₂₋₆ alkenyl, C₂₋₆ alkynyl, C₆₋₁₄ aryl, C₃₋₁₄ cycloalkyl, 5-14 membered heteroaryl, 4-14 membered heterocycloalkyl, C₆₋₁₄ aryl-C₁₋₆ alkyl-, C₃₋₁₄ cycloalkyl-C₁₋₆ alkyl-, (5-14 membered heteroaryl)-C₁₋₆ alkyl-, and (4-14 membered heterocycloalkyl)-C₁₋₆ alkyl-, CN, NO₂, OR^{a6}, SR^{a6}, NHOR^{a6}, C(O)R^{b6}, C(O)NR^{c6}R^{d6}, C(O)NR^{c6}(OR^{a6}), C(O)OR^{a6}, OC(O)R^{b6}, OC(O)NR^{c6}R^{d6}, NR^{c6}R^{d6}, NR^{c6}NR^{c6}R^{d6}, NR^{c6}C(O)R^{b6}, NR^{c6}C(O)OR^{a6}, NR^{c6}C(O)NR^{c5}R^{d6}, C(=NR^{c6})R^{b6}, C(=NR^{c6})NR^{c6}R^{d6}, NR^{c6}C(=NR^{c6})NR^{c6}R^{d6}, NR^{c6}C(=NR^{c6})R^{b6}, NR^{c6}S(O)R^{b6}, NR^{c6}S(O)NR^{c6}R^{d6}, NR^{c6}S(O)₂R^{b6}, NR^{c6}S(O)(=NR^{c6})R^{b6}, NR^{c6}S(O)₂NR^{c6}R^{d6}, S(O)R^{b6}, S(O)NR^{c6}R^{d6}, S(O)₂R^{b6}, S(O)₂NR^{c6}R^{d6}, OS(O)(=NR^{c6})R^{b6}, OS(O)₂R^{b6}, SF₅, P(O)R^{f6}R^{g6}, OP(O)(OR^{h6})(ORⁱ⁶), P(O)(OR^{h6})(ORⁱ⁶), and BR^{j6}R^{k6}, wherein the C₁₋₆ alkyl, C₂₋₆ alkenyl, C₂₋₆

2022283611 05 Dec 2022

alkynyl, C₆₋₁₄ aryl, C₃₋₁₄ cycloalkyl, 5-14 membered heteroaryl, 4-14 membered heterocycloalkyl, C₆₋₁₄ aryl-C₁₋₆ alkyl-, C₃₋₁₄ cycloalkyl-C₁₋₆ alkyl-, (5-14 membered heteroaryl)-C₁₋₆ alkyl-, and (4-14 membered heterocycloalkyl)-C₁₋₆ alkyl- of R^I are each optionally substituted with 1, 2, 3, or 4 independently selected R^J substituents;

- 5 each R^{a6}, R^{c6}, and R^{d6} is independently selected from H, C₁₋₆ alkyl, C₁₋₆ haloalkyl, C₂₋₆ alkenyl, C₂₋₆ alkynyl, C₆₋₁₄ aryl, C₃₋₁₄ cycloalkyl, 5-14 membered heteroaryl, 4-14 membered heterocycloalkyl, C₆₋₁₄ aryl-C₁₋₆ alkyl-, C₃₋₁₄ cycloalkyl-C₁₋₆ alkyl-, (5-14 membered heteroaryl)-C₁₋₆ alkyl-, and (4-14 membered heterocycloalkyl)-C₁₋₆ alkyl-, wherein the C₁₋₆ alkyl, C₂₋₆ alkenyl, C₂₋₆ alkynyl, C₆₋₁₄ aryl, C₃₋₁₄ cycloalkyl, 5-14 membered heteroaryl, 4-14 membered heterocycloalkyl, C₆₋₁₄ aryl-C₁₋₆ alkyl-, C₃₋₁₄ cycloalkyl-C₁₋₆ alkyl-, (5-14 membered heteroaryl)-C₁₋₆ alkyl-, and (4-14 membered heterocycloalkyl)-C₁₋₆ alkyl- of R^{a6}, R^{c6}, and R^{d6} are each optionally substituted with 1, 2, 3, or 4 independently selected R^J substituents;

- or any R^{c6} and R^{d6} attached to the same N atom, together with the N atom to which they are attached, form a 5- or 6-membered heteroaryl or a 4-14 membered heterocycloalkyl group, wherein the 5- or 6-membered heteroaryl or 4-14 membered heterocycloalkyl group is optionally substituted with 1, 2, 3, or 4 independently selected R^J substituents;

- each R^{b6} is independently selected from H, C₁₋₆ alkyl, C₁₋₆ haloalkyl, C₂₋₆ alkenyl, C₂₋₆ alkynyl, C₆₋₁₄ aryl, C₃₋₁₄ cycloalkyl, 5-14 membered heteroaryl, 4-14 membered heterocycloalkyl, C₆₋₁₄ aryl-C₁₋₆ alkyl-, C₃₋₁₄ cycloalkyl-C₁₋₆ alkyl-, (5-14 membered heteroaryl)-C₁₋₆ alkyl-, and (4-14 membered heterocycloalkyl)-C₁₋₆ alkyl-, wherein the C₁₋₆ alkyl, C₂₋₆ alkenyl, C₂₋₆ alkynyl, C₆₋₁₄ aryl, C₃₋₁₄ cycloalkyl, 5-14 membered heteroaryl, 4-14 membered heterocycloalkyl, C₆₋₁₄ aryl-C₁₋₆ alkyl-, C₃₋₁₄ cycloalkyl-C₁₋₆ alkyl-, (5-14 membered heteroaryl)-C₁₋₆ alkyl-, and (4-14 membered heterocycloalkyl)-C₁₋₆ alkyl- of R^{b6} are each optionally substituted with 1, 2, 3, or 4 independently selected R^J substituents;

- 25 each R^{e6} is independently selected from H, OH, CN, C₁₋₆ alkyl, C₁₋₆ alkoxy, C₁₋₆ haloalkyl, C₁₋₆ haloalkoxy, C₂₋₆ alkenyl, C₂₋₆ alkynyl, C₆₋₁₄ aryl, C₃₋₁₄ cycloalkyl, 5-14 membered heteroaryl, 4-14 membered heterocycloalkyl, C₆₋₁₄ aryl-C₁₋₆ alkyl-, C₃₋₁₄ cycloalkyl-C₁₋₆ alkyl-, (5-14 membered heteroaryl)-C₁₋₆ alkyl-, and (4-14 membered heterocycloalkyl)-C₁₋₆ alkyl-;

- 30 each R^{f6} and R^{g6} is independently selected from H, C₁₋₆ alkyl, C₁₋₆ alkoxy, C₁₋₆ haloalkyl, C₁₋₆ haloalkoxy, C₂₋₆ alkenyl, C₂₋₆ alkynyl, C₆₋₁₄ aryl, C₃₋₁₄ cycloalkyl, 5-14 membered heteroaryl, 4-14 membered heterocycloalkyl, C₆₋₁₄ aryl-C₁₋₆ alkyl-, C₃₋₁₄ cycloalkyl-C₁₋₆ alkyl-, (5-14 membered heteroaryl)-C₁₋₆ alkyl-, and (4-14 membered heterocycloalkyl)-C₁₋₆ alkyl-;

2022283611 05 Dec 2022

each R^{b6} and R^{i6} is independently selected from H, C_{1-6} alkyl, C_{1-6} haloalkyl, C_{2-6} alkenyl, C_{2-6} alkynyl, C_{6-14} aryl, C_{3-14} cycloalkyl, 5-14 membered heteroaryl, 4-14 membered heterocycloalkyl, C_{6-14} aryl- C_{1-6} alkyl-, C_{3-14} cycloalkyl- C_{1-6} alkyl-, (5-14 membered heteroaryl)- C_{1-6} alkyl-, and (4-14 membered heterocycloalkyl)- C_{1-6} alkyl-;

5 each R^{j6} and R^{k6} is independently selected from OH, C_{1-6} alkoxy, and C_{1-6} haloalkoxy; or, any R^{j6} and R^{k6} attached to the same B atom, together with the B atom to which they are attached, form a 5- or 6-membered heterocycloalkyl group optionally substituted with 1, 2, 3, or 4 substituents independently selected from C_{1-6} alkyl and C_{1-6} haloalkyl;

each R^1 is independently selected from D, halo, oxo, C_{1-6} alkyl, C_{1-6} haloalkyl, C_{2-6} alkenyl, C_{2-6} alkynyl, C_{6-14} aryl, C_{3-14} cycloalkyl, 5-14 membered heteroaryl, 4-14 membered heterocycloalkyl, C_{6-14} aryl- C_{1-6} alkyl-, C_{3-14} cycloalkyl- C_{1-6} alkyl-, (5-14 membered heteroaryl)- C_{1-6} alkyl-, and (4-14 membered heterocycloalkyl)- C_{1-6} alkyl-, CN, NO_2 , OR^{a7} , SR^{a7} , $NHOR^{a7}$, $C(O)R^{b7}$, $C(O)NR^{c7}R^{d7}$, $C(O)NR^{c7}(OR^{a7})$, $C(O)OR^{a7}$, $OC(O)R^{b7}$, $OC(O)NR^{c7}R^{d7}$, $NR^{c7}R^{d7}$, $NR^{c7}NR^{c7}R^{d7}$, $NR^{c7}C(O)R^{b7}$, $NR^{c7}C(O)OR^{a7}$, $NR^{c7}C(O)NR^{c7}R^{d7}$,
 10 $C(=NR^{e7})R^{b7}$, $C(=NR^{e7})NR^{c7}R^{d7}$, $NR^{c7}C(=NR^{e7})NR^{c7}R^{d7}$, $NR^{c7}C(=NR^{e7})R^{b7}$, $NR^{c7}S(O)R^{b7}$, $NR^{c7}S(O)NR^{c7}R^{d7}$, $NR^{c7}S(O)_2R^{b7}$, $NR^{c7}S(O)(=NR^{e7})R^{b7}$, $NR^{c7}S(O)_2NR^{c7}R^{d7}$, $S(O)R^{b7}$, $S(O)NR^{c7}R^{d7}$, $S(O)_2R^{b7}$, $S(O)_2NR^{c7}R^{d7}$, $OS(O)(=NR^{e7})R^{b7}$, $OS(O)_2R^{b7}$, SF_3 , $P(O)R^{f7}R^{g7}$, $OP(O)(OR^{h7})(OR^{i7})$, $P(O)(OR^{h7})(OR^{i7})$, and $BR^{j7}R^{k7}$, wherein the C_{1-6} alkyl, C_{2-6} alkenyl, C_{2-6} alkynyl, C_{6-14} aryl, C_{3-14} cycloalkyl, 5-14 membered heteroaryl, 4-14 membered heterocycloalkyl, C_{6-14} aryl- C_{1-6} alkyl-, C_{3-14} cycloalkyl- C_{1-6} alkyl-, (5-14 membered heteroaryl)- C_{1-6} alkyl-, and (4-14 membered heterocycloalkyl)- C_{1-6} alkyl- of R^1 are each optionally substituted with 1, 2, 3, or 4 independently selected R^K substituents;

each R^{a7} , R^{c7} , and R^{d7} is independently selected from H, C_{1-6} alkyl, C_{1-6} haloalkyl, C_{2-6} alkenyl, C_{2-6} alkynyl, C_{6-14} aryl, C_{3-14} cycloalkyl, 5-14 membered heteroaryl, 4-14 membered heterocycloalkyl, C_{6-14} aryl- C_{1-6} alkyl-, C_{3-14} cycloalkyl- C_{1-6} alkyl-, (5-14 membered heteroaryl)- C_{1-6} alkyl-, and (4-14 membered heterocycloalkyl)- C_{1-6} alkyl- wherein the C_{1-6} alkyl, C_{2-6} alkenyl, C_{2-6} alkynyl, C_{6-14} aryl, C_{3-14} cycloalkyl, 5-14 membered heteroaryl, 4-14 membered heterocycloalkyl, C_{6-14} aryl- C_{1-6} alkyl-, C_{3-14} cycloalkyl- C_{1-6} alkyl-, (5-14 membered heteroaryl)- C_{1-6} alkyl-, and (4-14 membered heterocycloalkyl)- C_{1-6} alkyl- of R^{a7} , R^{c7} , and R^{d7}
 25 are each optionally substituted with 1, 2, 3, or 4 independently selected R^K substituents;

or any R^{c7} and R^{d7} attached to the same N atom, together with the N atom to which they are attached, form a 5- or 6-membered heteroaryl or a 4-14 membered heterocycloalkyl group, wherein the 5- or 6-membered heteroaryl or 4-14 membered heterocycloalkyl group is optionally substituted with 1, 2, 3, or 4 independently selected R^K substituents;

2022283611 05 Dec 2022

each R^{b7} is independently selected from H, C_{1-6} alkyl, C_{1-6} haloalkyl, C_{2-6} alkenyl, C_{2-6} alkynyl, C_{6-14} aryl, C_{3-14} cycloalkyl, 5-14 membered heteroaryl, 4-14 membered heterocycloalkyl, C_{6-14} aryl- C_{1-6} alkyl-, C_{3-14} cycloalkyl- C_{1-6} alkyl-, (5-14 membered heteroaryl)- C_{1-6} alkyl-, and (4-14 membered heterocycloalkyl)- C_{1-6} alkyl-, wherein the C_{1-6} alkyl, C_{2-6} alkenyl, C_{2-6} alkynyl, C_{6-14} aryl, C_{3-14} cycloalkyl, 5-14 membered heteroaryl, 4-14 membered heterocycloalkyl, C_{6-14} aryl- C_{1-6} alkyl-, C_{3-14} cycloalkyl- C_{1-6} alkyl-, (5-14 membered heteroaryl)- C_{1-6} alkyl-, and (4-14 membered heterocycloalkyl)- C_{1-6} alkyl- of R^{b7} are each optionally substituted with 1, 2, 3, or 4 independently selected R^K substituents;

each R^{c7} is independently selected from H, OH, CN, C_{1-6} alkyl, C_{2-6} alkenyl, C_{1-6} alkoxy, C_{1-6} haloalkyl, C_{1-6} haloalkoxy, C_{2-6} alkynyl, C_{6-14} aryl, C_{3-14} cycloalkyl, 5-14 membered heteroaryl, and 4-14 membered heterocycloalkyl;

each R^{f7} and R^{g7} is independently selected from H, C_{1-6} alkyl, C_{1-6} alkoxy, C_{1-6} haloalkyl, C_{1-6} haloalkoxy, C_{2-6} alkenyl, C_{2-6} alkynyl, C_{6-14} aryl, C_{3-14} cycloalkyl, 5-14 membered heteroaryl, 4-14 membered heterocycloalkyl, C_{6-14} aryl- C_{1-6} alkyl-, C_{3-14} cycloalkyl- C_{1-6} alkyl-, (5-14 membered heteroaryl)- C_{1-6} alkyl-, and (4-14 membered heterocycloalkyl)- C_{1-6} alkyl-;

each R^{h7} and R^{i7} is independently selected from H, C_{1-6} alkyl, C_{1-6} haloalkyl, C_{2-6} alkenyl, C_{2-6} alkynyl, C_{6-14} aryl, C_{3-14} cycloalkyl, 5-14 membered heteroaryl, 4-14 membered heterocycloalkyl, C_{6-14} aryl- C_{1-6} alkyl-, C_{3-14} cycloalkyl- C_{1-6} alkyl-, (5-14 membered heteroaryl)- C_{1-6} alkyl-, and (4-14 membered heterocycloalkyl)- C_{1-6} alkyl-;

each R^{j7} and R^{k7} is independently selected from OH, C_{1-6} alkoxy, and C_{1-6} haloalkoxy;

or, any R^{j7} and R^{k7} attached to the same B atom, together with the B atom to which they are attached, form a 5- or 6-membered heterocycloalkyl group optionally substituted with 1, 2, 3, or 4 substituents independently selected from C_{1-6} alkyl and C_{1-6} haloalkyl;

each R^K is independently selected from H, D, OH, halo, oxo, CN, $C(O)OH$, NH_2 , NO_2 , SF_5 , C_{1-6} alkyl, C_{1-6} alkoxy, C_{1-6} haloalkoxy, C_{1-6} haloalkyl, C_{2-6} alkenyl, C_{2-6} alkynyl, C_{6-14} aryl, C_{3-14} cycloalkyl, 5-14 membered heteroaryl, 4-14 membered heterocycloalkyl, C_{6-14} aryl- C_{1-6} alkyl-, C_{3-14} cycloalkyl- C_{1-6} alkyl-, (5-14 membered heteroaryl)- C_{1-6} alkyl-, and (4-14 membered heterocycloalkyl)- C_{1-6} alkyl-; and

wherein any heteroaryl group of any of the above-recited substituents optionally comprises an N-oxide on any ring-forming nitrogen.

In some embodiments:

X is N;

R^1 is selected from H, C_{1-6} alkyl, C_{2-6} alkenyl, C_{2-6} alkynyl, and C_{1-6} haloalkyl;

2022283611 05 Dec 2022

- R^2 is selected from H, D, halo, C_{1-6} alkyl, C_{1-6} haloalkyl, C_{2-6} alkenyl, C_{2-6} alkynyl, C_{6-14} aryl, C_{3-14} cycloalkyl, 5-14 membered heteroaryl, 4-14 membered heterocycloalkyl, C_{6-14} aryl- C_{1-6} alkyl-, C_{3-14} cycloalkyl- C_{1-6} alkyl-, (5-14 membered heteroaryl)- C_{1-6} alkyl-, (4-14 membered heterocycloalkyl)- C_{1-6} alkyl-, CN, NO_2 , OR^{a2} , SR^{a2} , $NHOR^{a2}$, $C(O)R^{b2}$,
5 $C(O)NR^{c2}R^{d2}$, $C(O)NR^{c2}(OR^{a2})$, $C(O)OR^{a2}$, $OC(O)R^{b2}$, $OC(O)NR^{c2}R^{d2}$, $NR^{c2}R^{d2}$, $NR^{c2}NR^{c2}R^{d2}$, $NR^{c2}C(O)R^{b2}$, $NR^{c2}C(O)OR^{a2}$, $NR^{c2}C(O)NR^{c2}R^{d2}$, $C(=NR^{e2})R^{b2}$, $C(=NR^{e2})NR^{c2}R^{d2}$, $NR^{c2}C(=NR^{e2})NR^{c2}R^{d2}$, $NR^{c2}C(=NR^{e2})R^{b2}$, $NR^{c2}S(O)NR^{c2}R^{d2}$, $NR^{c2}S(O)R^{b2}$, $NR^{c2}S(O)_2R^{b2}$, $NR^{c2}S(O)(=NR^{e2})R^{b2}$, $NR^{c2}S(O)_2NR^{c2}R^{d2}$, $S(O)R^{b2}$, $S(O)NR^{c2}R^{d2}$, $S(O)_2R^{b2}$, $S(O)_2NR^{c2}R^{d2}$, $OS(O)(=NR^{e2})R^{b2}$, $OS(O)_2R^{b2}$, SF_5 , $P(O)R^{f2}R^{g2}$,
10 $OP(O)(OR^{h2})(OR^{i2})$, $P(O)(OR^{h2})(OR^{i2})$, and $BR^{j2}R^{k2}$, wherein the C_{1-6} alkyl, C_{2-6} alkenyl, C_{2-6} alkynyl, C_{6-14} aryl, C_{3-14} cycloalkyl, 5-14 membered heteroaryl, 4-14 membered heterocycloalkyl, C_{6-14} aryl- C_{1-6} alkyl-, C_{3-14} cycloalkyl- C_{1-6} alkyl-, (5-14 membered heteroaryl)- C_{1-6} alkyl-, and (4-14 membered heterocycloalkyl)- C_{1-6} alkyl- of R^2 are each optionally substituted with 1, 2, 3, 4, 5, 6, 7, or 8 independently selected R^C substituents;
15 Cy^1 is C_{6-14} aryl, C_{3-14} cycloalkyl, 5-14 membered heteroaryl, or 4-14 membered heterocycloalkyl, wherein the C_{6-14} aryl, C_{3-14} cycloalkyl, 5-14 membered heteroaryl, or 4-14 membered heterocycloalkyl is optionally substituted with 1, 2, 3, 4, 5, 6, 7, or 8 independently selected R^E or R^M substituents;
provided that when Cy^1 is 4-14 membered heterocycloalkyl, then the 4-14 membered
20 heterocycloalkyl of Cy^1 is other than unsubstituted morpholinyl;
 Cy^2 is C_{6-14} aryl, C_{3-14} cycloalkyl, 5-14 membered heteroaryl, or 4-14 membered heterocycloalkyl, wherein the C_{6-14} aryl, C_{3-14} cycloalkyl, 5-14 membered heteroaryl, or 4-14 membered heterocycloalkyl is optionally substituted with 1, 2, 3, 4, 5, 6, 7, or 8 independently selected R^F substituents;
25 each R^{a2} , R^{c2} , and R^{d2} is independently selected from H, C_{1-6} alkyl, C_{1-6} haloalkyl, C_{2-6} alkenyl, C_{2-6} alkynyl, C_{6-14} aryl, C_{3-14} cycloalkyl, 5-14 membered heteroaryl, 4-14 membered heterocycloalkyl, C_{6-14} aryl- C_{1-6} alkyl-, C_{3-14} cycloalkyl- C_{1-6} alkyl-, (5-14 membered heteroaryl)- C_{1-6} alkyl-, and (4-14 membered heterocycloalkyl)- C_{1-6} alkyl-, wherein the C_{1-6} alkyl, C_{2-6} alkenyl, C_{2-6} alkynyl, C_{6-14} aryl, C_{3-14} cycloalkyl, 5-14 membered heteroaryl, 4-14
30 membered heterocycloalkyl, C_{6-14} aryl- C_{1-6} alkyl-, C_{3-14} cycloalkyl- C_{1-6} alkyl-, (5-14 membered heteroaryl)- C_{1-6} alkyl-, and (4-14 membered heterocycloalkyl)- C_{1-6} alkyl- of R^{a2} , R^{c2} , and R^{d2} are each optionally substituted with 1, 2, 3, 4, 5, 6, 7, or 8 independently selected R^G substituents;

2022283611 05 Dec 2022

or any R^{c2} and R^{d2} attached to the same N atom, together with the N atom to which they are attached, form a 5- or 6-membered heteroaryl or a 4-14 membered heterocycloalkyl group, wherein the 5- or 6-membered heteroaryl or 4-14 membered heterocycloalkyl group is optionally substituted with 1, 2, 3, or 4 independently selected R^G substituents;

5 each R^{b2} is independently selected from H, C_{1-6} alkyl, C_{1-6} haloalkyl, C_{2-6} alkenyl, C_{2-6} alkynyl, C_{6-14} aryl, C_{3-14} cycloalkyl, 5-14 membered heteroaryl, 4-14 membered heterocycloalkyl, C_{6-14} aryl- C_{1-6} alkyl-, C_{3-14} cycloalkyl- C_{1-6} alkyl-, (5-14 membered heteroaryl)- C_{1-6} alkyl-, and (4-14 membered heterocycloalkyl)- C_{1-6} alkyl-, wherein the C_{1-6} alkyl, C_{2-6} alkenyl, C_{2-6} alkynyl, C_{6-14} aryl, C_{3-14} cycloalkyl, 5-14 membered heteroaryl, 4-14 membered heterocycloalkyl, C_{6-14} aryl- C_{1-6} alkyl-, C_{3-14} cycloalkyl- C_{1-6} alkyl-, (5-14 membered heteroaryl)- C_{1-6} alkyl-, and (4-14 membered heterocycloalkyl)- C_{1-6} alkyl- of R^{b2} are each optionally substituted with 1, 2, 3, 4, 5, 6, 7, or 8 independently selected R^G substituents;

each R^{c2} is independently selected from H, OH, CN, C_{1-6} alkyl, C_{1-6} alkoxy, C_{1-6} haloalkyl, C_{1-6} haloalkoxy, C_{2-6} alkenyl, C_{2-6} alkynyl, C_{6-14} aryl, C_{3-14} cycloalkyl, 5-14 membered heteroaryl, 4-14 membered heterocycloalkyl, C_{6-14} aryl- C_{1-6} alkyl-, C_{3-14} cycloalkyl- C_{1-6} alkyl-, (5-14 membered heteroaryl)- C_{1-6} alkyl-, and (4-14 membered heterocycloalkyl)- C_{1-6} alkyl-;

each R^{f2} and R^{g2} is independently selected from H, C_{1-6} alkyl, C_{1-6} haloalkyl, C_{1-6} alkoxy, C_{1-6} haloalkyl, C_{1-6} haloalkoxy, C_{2-6} alkenyl, C_{2-6} alkynyl, C_{6-14} aryl, C_{3-14} cycloalkyl, 5-14 membered heteroaryl, 4-14 membered heterocycloalkyl, C_{6-14} aryl- C_{1-6} alkyl-, C_{3-14} cycloalkyl- C_{1-6} alkyl-, (5-14 membered heteroaryl)- C_{1-6} alkyl-, and (4-14 membered heterocycloalkyl)- C_{1-6} alkyl-;

each R^{h2} and R^{i2} is independently selected from H, C_{1-6} alkyl, C_{1-6} haloalkyl, C_{2-6} alkenyl, C_{2-6} alkynyl, C_{6-14} aryl, C_{3-14} cycloalkyl, 5-14 membered heteroaryl, 4-14 membered heterocycloalkyl, C_{6-14} aryl- C_{1-6} alkyl-, C_{3-14} cycloalkyl- C_{1-6} alkyl-, (5-14 membered heteroaryl)- C_{1-6} alkyl-, and (4-14 membered heterocycloalkyl)- C_{1-6} alkyl-;

each R^{j2} and R^{k2} is independently selected from OH, C_{1-6} alkoxy, and C_{1-6} haloalkoxy; or any R^{i2} and R^{k2} attached to the same B atom, together with the B atom to which they are attached, form a 5- or 6-membered heterocycloalkyl group optionally substituted with 1, 2, 3, or 4 substituents independently selected from C_{1-6} alkyl and C_{1-6} haloalkyl;

each R^C , R^E , R^M , R^F , and R^G is independently selected from D, halo, oxo, C_{1-6} alkyl, C_{1-6} haloalkyl, C_{2-6} alkenyl, C_{2-6} alkynyl, C_{6-14} aryl, C_{3-14} cycloalkyl, 5-14 membered heteroaryl, 4-14 membered heterocycloalkyl, C_{6-14} aryl- C_{1-6} alkyl-, C_{3-14} cycloalkyl- C_{1-6} alkyl-, (5-14 membered heteroaryl)- C_{1-6} alkyl-, (4-14 membered heterocycloalkyl)- C_{1-6} alkyl-, CN,

2022283611 05 Dec 2022

- NO_2 , OR^{a4} , SR^{a4} , NHOR^{a4} , C(O)R^{b4} , $\text{C(O)NR}^{\text{c4}}\text{R}^{\text{d4}}$, $\text{C(O)NR}^{\text{c4}}(\text{OR}^{\text{a4}})$, $\text{C(O)OR}^{\text{a4}}$, $\text{OC(O)R}^{\text{b4}}$,
 $\text{OC(O)NR}^{\text{c4}}\text{R}^{\text{d4}}$, $\text{NR}^{\text{c4}}\text{R}^{\text{d4}}$, $\text{NR}^{\text{c4}}\text{NR}^{\text{c4}}\text{R}^{\text{d4}}$, $\text{NR}^{\text{c4}}\text{C(O)R}^{\text{b4}}$, $\text{NR}^{\text{c4}}\text{C(O)OR}^{\text{a4}}$, $\text{NR}^{\text{c4}}\text{C(O)NR}^{\text{c4}}\text{R}^{\text{d4}}$,
 $\text{C(=NR}^{\text{c4}})\text{R}^{\text{b4}}$, $\text{C(=NR}^{\text{c4}})\text{NR}^{\text{c4}}\text{R}^{\text{d4}}$, $\text{NR}^{\text{c4}}\text{C(=NR}^{\text{c4}})\text{NR}^{\text{c4}}\text{R}^{\text{d4}}$, $\text{NR}^{\text{c4}}\text{C(=NR}^{\text{c4}})\text{R}^{\text{b4}}$, $\text{NR}^{\text{c4}}\text{S(O)R}^{\text{b4}}$,
 $\text{NR}^{\text{c4}}\text{S(O)NR}^{\text{c4}}\text{R}^{\text{d4}}$, $\text{NR}^{\text{c4}}\text{S(O)}_2\text{R}^{\text{b4}}$, $\text{NR}^{\text{c4}}\text{S(O)(=NR}^{\text{c4}})\text{R}^{\text{b4}}$, $\text{NR}^{\text{c4}}\text{S(O)}_2\text{NR}^{\text{c4}}\text{R}^{\text{d4}}$, S(O)R^{b4} ,
5 $\text{S(O)NR}^{\text{c4}}\text{R}^{\text{d4}}$, $\text{S(O)}_2\text{R}^{\text{b4}}$, $\text{S(O)}_2\text{NR}^{\text{c4}}\text{R}^{\text{d4}}$, $\text{OS(O)(=NR}^{\text{c4}})\text{R}^{\text{b4}}$, $\text{OS(O)}_2\text{R}^{\text{b4}}$, SF_5 , $\text{P(O)R}^{\text{f4}}\text{R}^{\text{g4}}$,
 $\text{OP(O)(OR}^{\text{h4}})(\text{OR}^{\text{i4}})$, $\text{P(O)(OR}^{\text{h4}})(\text{OR}^{\text{i4}})$, and $\text{BR}^{\text{j4}}\text{R}^{\text{k4}}$, wherein the C_{1-6} alkyl, C_{2-6} alkenyl, C_{2-6}
alkynyl, C_{6-14} aryl, C_{3-14} cycloalkyl, 5-14 membered heteroaryl, 4-14 membered
heterocycloalkyl, C_{6-14} aryl- C_{1-6} alkyl-, C_{3-14} cycloalkyl- C_{1-6} alkyl-, (5-14 membered
heteroaryl)- C_{1-6} alkyl-, and (4-14 membered heterocycloalkyl)- C_{1-6} alkyl- of R^{C} , R^{E} , R^{M} , R^{F} ,
10 and R^{G} are each optionally substituted with 1, 2, 3, 4, 5, 6, 7, or 8 independently selected R^{H}
substituents;
each R^{a4} , R^{c4} , and R^{d4} is independently selected from H, C_{1-6} alkyl, C_{1-6} haloalkyl, C_{2-6}
alkenyl, C_{2-6} alkynyl, C_{6-14} aryl, C_{3-14} cycloalkyl, 5-14 membered heteroaryl, 4-14 membered
heterocycloalkyl, C_{6-14} aryl- C_{1-6} alkyl-, C_{3-14} cycloalkyl- C_{1-6} alkyl-, (5-14 membered
15 heteroaryl)- C_{1-6} alkyl-, and (4-14 membered heterocycloalkyl)- C_{1-6} alkyl-, wherein the C_{1-6}
alkyl, C_{2-6} alkenyl, C_{2-6} alkynyl, C_{6-14} aryl, C_{3-14} cycloalkyl, 5-14 membered heteroaryl, 4-14
membered heterocycloalkyl, C_{6-14} aryl- C_{1-6} alkyl-, C_{3-14} cycloalkyl- C_{1-6} alkyl-, (5-14 membered
heteroaryl)- C_{1-6} alkyl-, and (4-14 membered heterocycloalkyl)- C_{1-6} alkyl- of R^{a4} , R^{c4} , and R^{d4}
are each optionally substituted with 1, 2, 3, 4, 5, 6, 7, or 8 independently selected R^{H}
20 substituents;
or, any R^{c4} and R^{d4} attached to the same N atom, together with the N atom to which
they are attached, optionally form a 5- or 6-membered heteroaryl or a 4-14 membered
heterocycloalkyl group, wherein the 5- or 6-membered heteroaryl or 4-14 membered
heterocycloalkyl group is optionally substituted with 1, 2, 3, or 4 independently selected R^{H}
25 substituents;
each R^{b4} is independently selected from H, C_{1-6} alkyl, C_{1-6} haloalkyl, C_{2-6} alkenyl, C_{2-6}
alkynyl, C_{6-14} aryl, C_{3-14} cycloalkyl, 5-14 membered heteroaryl, 4-14 membered
heterocycloalkyl, C_{6-14} aryl- C_{1-6} alkyl-, C_{3-14} cycloalkyl- C_{1-6} alkyl-, (5-14 membered
heteroaryl)- C_{1-6} alkyl-, and (4-14 membered heterocycloalkyl)- C_{1-6} alkyl-, wherein the C_{1-6}
30 alkyl, C_{2-6} alkenyl, C_{2-6} alkynyl, C_{6-14} aryl, C_{3-14} cycloalkyl, 5-14 membered heteroaryl, 4-14
membered heterocycloalkyl, C_{6-14} aryl- C_{1-6} alkyl-, C_{3-14} cycloalkyl- C_{1-6} alkyl-, (5-14 membered
heteroaryl)- C_{1-6} alkyl-, and (4-14 membered heterocycloalkyl)- C_{1-6} alkyl- of R^{b4} are each
optionally substituted with 1, 2, 3, 4, 5, 6, 7, or 8 independently selected R^{H} substituents;

2022283611 05 Dec 2022

each R^{a4} is independently selected from H, OH, CN, C_{1-6} alkyl, C_{1-6} alkoxy, C_{1-6} haloalkyl, C_{1-6} haloalkoxy, C_{2-6} alkenyl, C_{2-6} alkynyl, C_{6-14} aryl, C_{3-14} cycloalkyl, 5-14 membered heteroaryl, 4-14 membered heterocycloalkyl, C_{6-14} aryl- C_{1-6} alkyl-, C_{3-14} cycloalkyl- C_{1-6} alkyl-, (5-14 membered heteroaryl)- C_{1-6} alkyl-, and (4-14 membered heterocycloalkyl)- C_{1-6} alkyl-;

each R^{b4} and R^{c4} is independently selected from H, C_{1-6} alkyl, C_{1-6} alkoxy, C_{1-6} haloalkyl, C_{1-6} haloalkoxy, C_{2-6} alkenyl, C_{2-6} alkynyl, C_{6-14} aryl, C_{3-14} cycloalkyl, 5-14 membered heteroaryl, 4-14 membered heterocycloalkyl, C_{6-14} aryl- C_{1-6} alkyl-, C_{3-14} cycloalkyl- C_{1-6} alkyl-, (5-14 membered heteroaryl)- C_{1-6} alkyl-, and (4-14 membered heterocycloalkyl)- C_{1-6} alkyl-;

each R^{b4} and R^{i4} is independently selected from H, C_{1-6} alkyl, C_{1-6} haloalkyl, C_{2-6} alkenyl, C_{2-6} alkynyl, C_{6-14} aryl, C_{3-14} cycloalkyl, 5-14 membered heteroaryl, 4-14 membered heterocycloalkyl, C_{6-14} aryl- C_{1-6} alkyl-, C_{3-14} cycloalkyl- C_{1-6} alkyl-, (5-14 membered heteroaryl)- C_{1-6} alkyl-, and (4-14 membered heterocycloalkyl)- C_{1-6} alkyl-;

each R^{j4} and R^{k4} is independently selected from OH, C_{1-6} alkoxy, and C_{1-6} haloalkoxy; or, any R^{j4} and R^{k4} attached to the same B atom, together with the B atom to which they are attached, form a 5- or 6-membered heterocycloalkyl group optionally substituted with 1, 2, 3, or 4 substituents independently selected from C_{1-6} alkyl and C_{1-6} haloalkyl;

each R^H is independently selected from D, halo, oxo, C_{1-6} alkyl, C_{1-6} haloalkyl, C_{2-6} alkenyl, C_{2-6} alkynyl, C_{6-14} aryl, C_{3-14} cycloalkyl, 5-14 membered heteroaryl, 4-14 membered heterocycloalkyl, C_{6-14} aryl- C_{1-6} alkyl-, C_{3-14} cycloalkyl- C_{1-6} alkyl-, (5-14 membered heteroaryl)- C_{1-6} alkyl-, (4-14 membered heterocycloalkyl)- C_{1-6} alkyl-, CN, NO_2 , OR^{a5} , SR^{a5} , $NHOR^{a5}$, $C(O)R^{b5}$, $C(O)NR^{c5}R^{d5}$, $C(O)NR^{c5}(OR^{a5})$, $C(O)OR^{a5}$, $OC(O)R^{b5}$, $OC(O)NR^{c5}R^{d5}$, $NR^{c5}R^{d5}$, $NR^{c5}NR^{c5}R^{d5}$, $NR^{c5}C(O)R^{b5}$, $NR^{c5}C(O)OR^{a5}$, $NR^{c5}C(O)NR^{c5}R^{d5}$, $C(=NR^{e5})R^{b5}$, $C(=NR^{e5})NR^{c5}R^{d5}$, $NR^{c5}C(=NR^{e5})NR^{c5}R^{d5}$, $NR^{c5}C(=NR^{e5})R^{b5}$, $NR^{c5}S(O)R^{b5}$, $NR^{c5}S(O)NR^{c5}R^{d5}$, $NR^{c5}S(O)_2R^{b5}$, $NR^{c5}S(O)(=NR^{e5})R^{b5}$, $NR^{c5}S(O)_2NR^{c5}R^{d5}$, $S(O)R^{b5}$, $S(O)NR^{c5}R^{d5}$, $S(O)_2R^{b5}$, $S(O)_2NR^{c5}R^{d5}$, $OS(O)(=NR^{e5})R^{b5}$, $OS(O)_2R^{b5}$, SF_3 , $P(O)R^{f5}R^{g5}$, $OP(O)(OR^{h5})(OR^{i5})$, $P(O)(OR^{h5})(OR^{i5})$, and $BR^{j5}R^{k5}$, wherein the C_{1-6} alkyl, C_{2-6} alkenyl, C_{2-6} alkynyl, C_{6-14} aryl, C_{3-14} cycloalkyl, 5-14 membered heteroaryl, 4-14 membered heterocycloalkyl, C_{6-14} aryl- C_{1-6} alkyl-, C_{3-14} cycloalkyl- C_{1-6} alkyl-, (5-14 membered heteroaryl)- C_{1-6} alkyl-, and (4-14 membered heterocycloalkyl)- C_{1-6} alkyl- of R^H are each optionally substituted with 1, 2, 3, or 4 independently selected R^I substituents;

each R^{a5} , R^{c5} , and R^{d5} is independently selected from H, C_{1-6} alkyl, C_{1-6} haloalkyl, C_{2-6} alkenyl, C_{2-6} alkynyl, C_{6-14} aryl, C_{3-14} cycloalkyl, 5-14 membered heteroaryl, 4-14 membered

2022283611 05 Dec 2022

heterocycloalkyl, C₆₋₁₄ aryl-C₁₋₆ alkyl-, C₃₋₁₄ cycloalkyl-C₁₋₆ alkyl-, (5-14 membered heteroaryl)-C₁₋₆ alkyl-, and (4-14 membered heterocycloalkyl)-C₁₋₆ alkyl-, wherein the C₁₋₆ alkyl, C₂₋₆ alkenyl, C₂₋₆ alkynyl, C₆₋₁₄ aryl, C₃₋₁₄ cycloalkyl, 5-14 membered heteroaryl, 4-14 membered heterocycloalkyl, C₆₋₁₄ aryl-C₁₋₆ alkyl-, C₃₋₁₄ cycloalkyl-C₁₋₆ alkyl-, (5-14 membered heteroaryl)-C₁₋₆ alkyl-, and (4-14 membered heterocycloalkyl)-C₁₋₆ alkyl- of R^{a5}, R^{c5}, and R^{d5} are each optionally substituted with 1, 2, 3, or 4 independently selected R¹ substituents;

or any R^{c5} and R^{d5} attached to the same N atom, together with the N atom to which they are attached, form a 5- or 6-membered heteroaryl or a 4-14 membered heterocycloalkyl group, wherein the 5- or 6-membered heteroaryl or 4-14 membered heterocycloalkyl group is optionally substituted with 1, 2, 3, or 4 independently selected R¹ substituents;

each R^{b5} is independently selected from H, C₁₋₆ alkyl, C₂₋₆ alkenyl, C₂₋₆ alkynyl, C₆₋₁₄ aryl, C₃₋₁₄ cycloalkyl, 5-14 membered heteroaryl, 4-14 membered heterocycloalkyl, C₆₋₁₄ aryl-C₁₋₆ alkyl-, C₃₋₁₄ cycloalkyl-C₁₋₆ alkyl-, (5-14 membered heteroaryl)-C₁₋₆ alkyl-, and (4-14 membered heterocycloalkyl)-C₁₋₆ alkyl-, wherein the C₁₋₆ alkyl, C₂₋₆ alkenyl, C₂₋₆ alkynyl, C₆₋₁₄ aryl, C₃₋₁₄ cycloalkyl, 5-14 membered heteroaryl, 4-14 membered heterocycloalkyl, C₆₋₁₄ aryl-C₁₋₆ alkyl-, C₃₋₁₄ cycloalkyl-C₁₋₆ alkyl-, (5-14 membered heteroaryl)-C₁₋₆ alkyl-, and (4-14 membered heterocycloalkyl)-C₁₋₆ alkyl- of R^{b5} are each optionally substituted with 1, 2, 3, or 4 independently selected R¹ substituents;

each R^{e5} is independently selected from H, OH, CN, C₁₋₆ alkyl, C₁₋₆ alkoxy, C₁₋₆ haloalkyl, C₁₋₆ haloalkoxy, C₂₋₆ alkenyl, C₂₋₆ alkynyl, C₆₋₁₄ aryl, C₃₋₁₄ cycloalkyl, 5-14 membered heteroaryl, 4-14 membered heterocycloalkyl, C₆₋₁₄ aryl-C₁₋₆ alkyl-, C₃₋₁₄ cycloalkyl-C₁₋₆ alkyl-, (5-14 membered heteroaryl)-C₁₋₆ alkyl-, and (4-14 membered heterocycloalkyl)-C₁₋₆ alkyl-;

each R^{f5} and R^{g5} is independently selected from H, C₁₋₆ alkyl, C₁₋₆ alkoxy, C₁₋₆ haloalkyl, C₁₋₆ haloalkoxy, C₂₋₆ alkenyl, C₂₋₆ alkynyl, C₆₋₁₄ aryl, C₃₋₁₄ cycloalkyl, 5-14 membered heteroaryl, 4-14 membered heterocycloalkyl, C₆₋₁₄ aryl-C₁₋₆ alkyl-, C₃₋₁₄ cycloalkyl-C₁₋₆ alkyl-, (5-14 membered heteroaryl)-C₁₋₆ alkyl-, and (4-14 membered heterocycloalkyl)-C₁₋₆ alkyl-;

each R^{h5} and Rⁱ⁵ is independently selected from H, C₁₋₆ alkyl, C₁₋₆ haloalkyl, C₂₋₆ alkenyl, C₂₋₆ alkynyl, C₆₋₁₄ aryl, C₃₋₁₄ cycloalkyl, 5-14 membered heteroaryl, 4-14 membered heterocycloalkyl, C₆₋₁₄ aryl-C₁₋₆ alkyl-, C₃₋₁₄ cycloalkyl-C₁₋₆ alkyl-, (5-14 membered heteroaryl)-C₁₋₆ alkyl-, and (4-14 membered heterocycloalkyl)-C₁₋₆ alkyl-;

each R^{j5} and R^{k5} is independently selected from OH, C₁₋₆ alkoxy, and C₁₋₆ haloalkoxy;

2022283611 05 Dec 2022

or, any R^{j5} and R^{k5} attached to the same B atom, together with the B atom to which they are attached, form a 5- or 6-membered heterocycloalkyl group optionally substituted with 1, 2, 3, or 4 substituents independently selected from C_{1-6} alkyl and C_{1-6} haloalkyl;

- each R^1 is independently selected from D, halo, oxo, C_{1-6} alkyl, C_{1-6} haloalkyl, C_{2-6} alkenyl, C_{2-6} alkynyl, C_{6-14} aryl, C_{3-14} cycloalkyl, 5-14 membered heteroaryl, 4-14 membered heterocycloalkyl, C_{6-14} aryl- C_{1-6} alkyl-, C_{3-14} cycloalkyl- C_{1-6} alkyl-, (5-14 membered heteroaryl)- C_{1-6} alkyl-, and (4-14 membered heterocycloalkyl)- C_{1-6} alkyl-, CN, NO_2 , OR^{a6} , SR^{a6} , $NHOR^{a6}$, $C(O)R^{b6}$, $C(O)NR^{c6}R^{d6}$, $C(O)NR^{c6}(OR^{a6})$, $C(O)OR^{a6}$, $OC(O)R^{b6}$, $OC(O)NR^{c6}R^{d6}$, $NR^{c6}R^{d6}$, $NR^{c6}NR^{c6}R^{d6}$, $NR^{c6}C(O)R^{b6}$, $NR^{c6}C(O)OR^{a6}$, $NR^{c6}C(O)NR^{c5}R^{d6}$, $C(=NR^{c6})R^{b6}$, $C(=NR^{c6})NR^{c6}R^{d6}$, $NR^{c6}C(=NR^{c6})NR^{c6}R^{d6}$, $NR^{c6}C(=NR^{c6})R^{b6}$, $NR^{c6}S(O)R^{b6}$, $NR^{c6}S(O)NR^{c6}R^{d6}$, $NR^{c6}S(O)_2R^{b6}$, $NR^{c6}S(O)(=NR^{c6})R^{b6}$, $NR^{c6}S(O)_2NR^{c6}R^{d6}$, $S(O)R^{b6}$, $S(O)NR^{c6}R^{d6}$, $S(O)_2R^{b6}$, $S(O)_2NR^{c6}R^{d6}$, $OS(O)(=NR^{c6})R^{b6}$, $OS(O)_2R^{b6}$, SF_5 , $P(O)R^{i6}R^{g6}$, $OP(O)(OR^{h6})(OR^{i6})$, $P(O)(OR^{h6})(OR^{i6})$, and $BR^{j6}R^{k6}$, wherein the C_{1-6} alkyl, C_{2-6} alkenyl, C_{2-6} alkynyl, C_{6-14} aryl, C_{3-14} cycloalkyl, 5-14 membered heteroaryl, 4-14 membered heterocycloalkyl, C_{6-14} aryl- C_{1-6} alkyl-, C_{3-14} cycloalkyl- C_{1-6} alkyl-, (5-14 membered heteroaryl)- C_{1-6} alkyl-, and (4-14 membered heterocycloalkyl)- C_{1-6} alkyl- of R^1 are each optionally substituted with 1, 2, 3, or 4 independently selected R^j substituents;

- each R^{a6} , R^{c6} , and R^{d6} is independently selected from H, C_{1-6} alkyl, C_{1-6} haloalkyl, C_{2-6} alkenyl, C_{2-6} alkynyl, C_{6-14} aryl, C_{3-14} cycloalkyl, 5-14 membered heteroaryl, 4-14 membered heterocycloalkyl, C_{6-14} aryl- C_{1-6} alkyl-, C_{3-14} cycloalkyl- C_{1-6} alkyl-, (5-14 membered heteroaryl)- C_{1-6} alkyl-, and (4-14 membered heterocycloalkyl)- C_{1-6} alkyl-, wherein the C_{1-6} alkyl, C_{2-6} alkenyl, C_{2-6} alkynyl, C_{6-14} aryl, C_{3-14} cycloalkyl, 5-14 membered heteroaryl, 4-14 membered heterocycloalkyl, C_{6-14} aryl- C_{1-6} alkyl-, C_{3-14} cycloalkyl- C_{1-6} alkyl-, (5-14 membered heteroaryl)- C_{1-6} alkyl-, and (4-14 membered heterocycloalkyl)- C_{1-6} alkyl- of R^{a6} , R^{c6} , and R^{d6} are each optionally substituted with 1, 2, 3, or 4 independently selected R^j substituents;

- or any R^{c6} and R^{d6} attached to the same N atom, together with the N atom to which they are attached, form a 5- or 6-membered heteroaryl or a 4-14 membered heterocycloalkyl group, wherein the 5- or 6-membered heteroaryl or 4-14 membered heterocycloalkyl group is optionally substituted with 1, 2, 3, or 4 independently selected R^j substituents;
- each R^{b6} is independently selected from H, C_{1-6} alkyl, C_{1-6} haloalkyl, C_{2-6} alkenyl, C_{2-6} alkynyl, C_{6-14} aryl, C_{3-14} cycloalkyl, 5-14 membered heteroaryl, 4-14 membered heterocycloalkyl, C_{6-14} aryl- C_{1-6} alkyl-, C_{3-14} cycloalkyl- C_{1-6} alkyl-, (5-14 membered heteroaryl)- C_{1-6} alkyl-, and (4-14 membered heterocycloalkyl)- C_{1-6} alkyl-, wherein the C_{1-6} alkyl, C_{2-6} alkenyl, C_{2-6} alkynyl, C_{6-14} aryl, C_{3-14} cycloalkyl, 5-14 membered heteroaryl, 4-14

membered heterocycloalkyl, C₆₋₁₄ aryl-C₁₋₆ alkyl-, C₃₋₁₄ cycloalkyl-C₁₋₆ alkyl-, (5-14 membered heteroaryl)-C₁₋₆ alkyl-, and (4-14 membered heterocycloalkyl)-C₁₋₆ alkyl- of R^{b6} are each optionally substituted with 1, 2, 3, or 4 independently selected R^j substituents;

each R^{b6} is independently selected from H, OH, CN, C₁₋₆ alkyl, C₁₋₆ alkoxy, C₁₋₆

5 haloalkyl, C₁₋₆ haloalkoxy, C₂₋₆ alkenyl, C₂₋₆ alkynyl, C₆₋₁₄ aryl, C₃₋₁₄ cycloalkyl, 5-14 membered heteroaryl, 4-14 membered heterocycloalkyl, C₆₋₁₄ aryl-C₁₋₆ alkyl-, C₃₋₁₄ cycloalkyl-C₁₋₆ alkyl-, (5-14 membered heteroaryl)-C₁₋₆ alkyl-, and (4-14 membered heterocycloalkyl)-C₁₋₆ alkyl-;

each R^{f6} and R^{g6} is independently selected from H, C₁₋₆ alkyl, C₁₋₆ alkoxy, C₁₋₆

10 haloalkyl, C₁₋₆ haloalkoxy, C₂₋₆ alkenyl, C₂₋₆ alkynyl, C₆₋₁₄ aryl, C₃₋₁₄ cycloalkyl, 5-14 membered heteroaryl, 4-14 membered heterocycloalkyl, C₆₋₁₄ aryl-C₁₋₆ alkyl-, C₃₋₁₄ cycloalkyl-C₁₋₆ alkyl-, (5-14 membered heteroaryl)-C₁₋₆ alkyl-, and (4-14 membered heterocycloalkyl)-C₁₋₆ alkyl-;

each R^{h6} and Rⁱ⁶ is independently selected from H, C₁₋₆ alkyl, C₁₋₆ haloalkyl, C₂₋₆

15 alkenyl, C₂₋₆ alkynyl, C₆₋₁₄ aryl, C₃₋₁₄ cycloalkyl, 5-14 membered heteroaryl, 4-14 membered heterocycloalkyl, C₆₋₁₄ aryl-C₁₋₆ alkyl-, C₃₋₁₄ cycloalkyl-C₁₋₆ alkyl-, (5-14 membered heteroaryl)-C₁₋₆ alkyl-, and (4-14 membered heterocycloalkyl)-C₁₋₆ alkyl-;

each R^{j6} and R^{k6} is independently selected from OH, C₁₋₆ alkoxy, and C₁₋₆ haloalkoxy;

or, any R^{j6} and R^{k6} attached to the same B atom, together with the B atom to which

20 they are attached, form a 5- or 6-membered heterocycloalkyl group optionally substituted with 1, 2, 3, or 4 substituents independently selected from C₁₋₆ alkyl and C₁₋₆ haloalkyl;

each R^j is independently selected from D, halo, oxo, C₁₋₆ alkyl, C₁₋₆ haloalkyl, C₂₋₆ alkenyl, C₂₋₆ alkynyl, C₆₋₁₄ aryl, C₃₋₁₄ cycloalkyl, 5-14 membered heteroaryl, 4-14 membered heterocycloalkyl, C₆₋₁₄ aryl-C₁₋₆ alkyl-, C₃₋₁₄ cycloalkyl-C₁₋₆ alkyl-, (5-14 membered

25 heteroaryl)-C₁₋₆ alkyl-, and (4-14 membered heterocycloalkyl)-C₁₋₆ alkyl-, CN, NO₂, OR^{a7},

SR^{a7}, NHOR^{a7}, C(O)R^{b7}, C(O)NR^{c7}R^{d7}, C(O)NR^{c7}(OR^{a7}), C(O)OR^{a7}, OC(O)R^{b7},

OC(O)NR^{c7}R^{d7}, NR^{c7}R^{d7}, NR^{c7}NR^{c7}R^{d7}, NR^{c7}C(O)R^{b7}, NR^{c7}C(O)OR^{a7}, NR^{c7}C(O)NR^{c7}R^{d7},

C(=NR^{e7})R^{b7}, C(=NR^{e7})NR^{c7}R^{d7}, NR^{c7}C(=NR^{e7})NR^{c7}R^{d7}, NR^{c7}C(=NR^{e7})R^{b7}, NR^{c7}S(O)R^{b7},

NR^{c7}S(O)NR^{c7}R^{d7}, NR^{c7}S(O)₂R^{b7}, NR^{c7}S(O)(=NR^{e7})R^{b7}, NR^{c7}S(O)₂NR^{c7}R^{d7}, S(O)R^{b7},

30 S(O)NR^{c7}R^{d7}, S(O)₂R^{b7}, S(O)₂NR^{c7}R^{d7}, OS(O)(=NR^{e7})R^{b7}, OS(O)₂R^{b7}, SF₃, P(O)R^{f7}R^{g7},

OP(O)(OR^{h7})(ORⁱ⁷), P(O)(OR^{h7})(ORⁱ⁷), and BR^{j7}R^{k7}, wherein the C₁₋₆ alkyl, C₂₋₆ alkenyl, C₂₋₆

alkynyl, C₆₋₁₄ aryl, C₃₋₁₄ cycloalkyl, 5-14 membered heteroaryl, 4-14 membered

heterocycloalkyl, C₆₋₁₄ aryl-C₁₋₆ alkyl-, C₃₋₁₄ cycloalkyl-C₁₋₆ alkyl-, (5-14 membered

2022283611 05 Dec 2022

heteroaryl)-C₁₋₆ alkyl-, and (4-14 membered heterocycloalkyl)-C₁₋₆ alkyl- of R^j are each optionally substituted with 1, 2, 3, or 4 independently selected R^K substituents;

each R^{a7}, R^{c7}, and R^{d7} is independently selected from H, C₁₋₆ alkyl, C₁₋₆ haloalkyl, C₂₋₆ alkenyl, C₂₋₆ alkynyl, C₆₋₁₄ aryl, C₃₋₁₄ cycloalkyl, 5-14 membered heteroaryl, 4-14 membered heterocycloalkyl, C₆₋₁₄ aryl-C₁₋₆ alkyl-, C₃₋₁₄ cycloalkyl-C₁₋₆ alkyl-, (5-14 membered heteroaryl)-C₁₋₆ alkyl-, and (4-14 membered heterocycloalkyl)-C₁₋₆ alkyl- wherein the C₁₋₆ alkyl, C₂₋₆ alkenyl, C₂₋₆ alkynyl, C₆₋₁₄ aryl, C₃₋₁₄ cycloalkyl, 5-14 membered heteroaryl, 4-14 membered heterocycloalkyl, C₆₋₁₄ aryl-C₁₋₆ alkyl-, C₃₋₁₄ cycloalkyl-C₁₋₆ alkyl-, (5-14 membered heteroaryl)-C₁₋₆ alkyl-, and (4-14 membered heterocycloalkyl)-C₁₋₆ alkyl- of R^{a7}, R^{c7}, and R^{d7} are each optionally substituted with 1, 2, 3, or 4 independently selected R^K substituents;

or any R^{c7} and R^{d7} attached to the same N atom, together with the N atom to which they are attached, form a 5- or 6-membered heteroaryl or a 4-14 membered heterocycloalkyl group, wherein the 5- or 6-membered heteroaryl or 4-14 membered heterocycloalkyl group is optionally substituted with 1, 2, 3, or 4 independently selected R^K substituents;

each R^{b7} is independently selected from H, C₁₋₆ alkyl, C₁₋₆ haloalkyl, C₂₋₆ alkenyl, C₂₋₆ alkynyl, C₆₋₁₄ aryl, C₃₋₁₄ cycloalkyl, 5-14 membered heteroaryl, 4-14 membered heterocycloalkyl, C₆₋₁₄ aryl-C₁₋₆ alkyl-, C₃₋₁₄ cycloalkyl-C₁₋₆ alkyl-, (5-14 membered heteroaryl)-C₁₋₆ alkyl-, and (4-14 membered heterocycloalkyl)-C₁₋₆ alkyl-, wherein the C₁₋₆ alkyl, C₂₋₆ alkenyl, C₂₋₆ alkynyl, C₆₋₁₄ aryl, C₃₋₁₄ cycloalkyl, 5-14 membered heteroaryl, 4-14 membered heterocycloalkyl, C₆₋₁₄ aryl-C₁₋₆ alkyl-, C₃₋₁₄ cycloalkyl-C₁₋₆ alkyl-, (5-14 membered heteroaryl)-C₁₋₆ alkyl-, and (4-14 membered heterocycloalkyl)-C₁₋₆ alkyl- of R^{b7} are each optionally substituted with 1, 2, 3, or 4 independently selected R^K substituents;

each R^{e7} is independently selected from H, OH, CN, C₁₋₆ alkyl, C₂₋₆ alkenyl, C₁₋₆ alkoxy, C₁₋₆ haloalkyl, C₁₋₆ haloalkoxy, C₂₋₆ alkynyl, C₆₋₁₄ aryl, C₃₋₁₄ cycloalkyl, 5-14 membered heteroaryl, and 4-14 membered heterocycloalkyl;

each R^{f7} and R^{g7} is independently selected from H, C₁₋₆ alkyl, C₁₋₆ alkoxy, C₁₋₆ haloalkyl, C₁₋₆ haloalkoxy, C₂₋₆ alkenyl, C₂₋₆ alkynyl, C₆₋₁₄ aryl, C₃₋₁₄ cycloalkyl, 5-14 membered heteroaryl, 4-14 membered heterocycloalkyl, C₆₋₁₄ aryl-C₁₋₆ alkyl-, C₃₋₁₄ cycloalkyl-C₁₋₆ alkyl-, (5-14 membered heteroaryl)-C₁₋₆ alkyl-, and (4-14 membered heterocycloalkyl)-C₁₋₆ alkyl-;

each R^{h7} and Rⁱ⁷ is independently selected from H, C₁₋₆ alkyl, C₁₋₆ haloalkyl, C₂₋₆ alkenyl, C₂₋₆ alkynyl, C₆₋₁₄ aryl, C₃₋₁₄ cycloalkyl, 5-14 membered heteroaryl, 4-14 membered heterocycloalkyl, C₆₋₁₄ aryl-C₁₋₆ alkyl-, C₃₋₁₄ cycloalkyl-C₁₋₆ alkyl-, (5-14 membered heteroaryl)-C₁₋₆ alkyl-, and (4-14 membered heterocycloalkyl)-C₁₋₆ alkyl-;

2022283611 05 Dec 2022

each R^{j7} and R^{k7} is independently selected from OH, C_{1-6} alkoxy, and C_{1-6} haloalkoxy;
 or, any R^{j7} and R^{k7} attached to the same B atom, together with the B atom to which
 they are attached, form a 5- or 6-membered heterocycloalkyl group optionally substituted
 with 1, 2, 3, or 4 substituents independently selected from C_{1-6} alkyl and C_{1-6} haloalkyl;

each R^K is independently selected from H, D, OH, halo, oxo, CN, $C(O)OH$, NH_2 ,
 NO_2 , SF_5 , C_{1-6} alkyl, C_{1-6} alkoxy, C_{1-6} haloalkoxy, C_{1-6} haloalkyl, C_{2-6} alkenyl, C_{2-6} alkynyl, C_{6-14}
 $aryl$, C_{3-14} cycloalkyl, 5-14 membered heteroaryl, 4-14 membered heterocycloalkyl, C_{6-14}
 $aryl-C_{1-6}$ alkyl-, C_{3-14} cycloalkyl- C_{1-6} alkyl-, (5-14 membered heteroaryl)- C_{1-6} alkyl-, and (4-14
 membered heterocycloalkyl)- C_{1-6} alkyl-; and

wherein any heteroaryl group of any of the above-recited substituents optionally
 comprises an N-oxide on any ring-forming nitrogen.

In some embodiments:

X is N;

R^1 is selected from H, C_{1-6} alkyl, C_{2-6} alkenyl, C_{2-6} alkynyl, and C_{1-6} haloalkyl;

R^2 is selected from H, D, halo, C_{1-6} alkyl, C_{1-6} haloalkyl, C_{2-6} alkenyl, C_{2-6} alkynyl, C_{6-14}
 $aryl$, C_{3-14} cycloalkyl, 5-14 membered heteroaryl, 4-14 membered heterocycloalkyl, C_{6-14}
 $aryl-C_{1-6}$ alkyl-, C_{3-14} cycloalkyl- C_{1-6} alkyl-, (5-14 membered heteroaryl)- C_{1-6} alkyl-, (4-14
 membered heterocycloalkyl)- C_{1-6} alkyl-, CN, NO_2 , OR^{a2} , SR^{a2} , $NHOR^{a2}$, $C(O)R^{b2}$,
 $C(O)NR^{c2}R^{d2}$, $C(O)NR^{c2}(OR^{a2})$, $C(O)OR^{a2}$, $OC(O)R^{b2}$, $OC(O)NR^{c2}R^{d2}$, $NR^{c2}R^{d2}$,
 $NR^{c2}NR^{c2}R^{d2}$, $NR^{c2}C(O)R^{b2}$, $NR^{c2}C(O)OR^{a2}$, $NR^{c2}C(O)NR^{c2}R^{d2}$, $C(=NR^{e2})R^{b2}$,
 $C(=NR^{e2})NR^{c2}R^{d2}$, $NR^{c2}C(=NR^{e2})NR^{c2}R^{d2}$, $NR^{c2}C(=NR^{e2})R^{b2}$, $NR^{c2}S(O)NR^{c2}R^{d2}$,
 $NR^{c2}S(O)R^{b2}$, $NR^{c2}S(O)_2R^{b2}$, $NR^{c2}S(O)(=NR^{e2})R^{b2}$, $NR^{c2}S(O)_2NR^{c2}R^{d2}$, $S(O)R^{b2}$,
 $S(O)NR^{c2}R^{d2}$, $S(O)_2R^{b2}$, $S(O)_2NR^{c2}R^{d2}$, $OS(O)(=NR^{e2})R^{b2}$, $OS(O)_2R^{b2}$, SF_5 , $P(O)R^{f2}R^{g2}$,
 $OP(O)(OR^{h2})(OR^{i2})$, $P(O)(OR^{h2})(OR^{i2})$, and $BR^{j2}R^{k2}$, wherein the C_{1-6} alkyl, C_{2-6} alkenyl, C_{2-6}
 alkynyl, C_{6-14} aryl, C_{3-14} cycloalkyl, 5-14 membered heteroaryl, 4-14 membered
 heterocycloalkyl, C_{6-14} aryl- C_{1-6} alkyl-, C_{3-14} cycloalkyl- C_{1-6} alkyl-, (5-14 membered
 heteroaryl)- C_{1-6} alkyl-, and (4-14 membered heterocycloalkyl)- C_{1-6} alkyl- of R^2 are each
 optionally substituted with 1, 2, 3, 4, 5, 6, 7, or 8 independently selected R^C substituents;

Cy^1 is C_{6-14} aryl, C_{3-14} cycloalkyl, or 5-14 membered heteroaryl, wherein the C_{6-14} aryl,
 C_{3-14} cycloalkyl, or 5-14 membered heteroaryl is optionally substituted with 1, 2, 3, 4, 5, 6, 7,
 or 8 independently selected R^E or R^M substituents;

Cy^2 is C_{6-14} aryl, C_{3-14} cycloalkyl, 5-14 membered heteroaryl, or 4-14 membered
 heterocycloalkyl, wherein the C_{6-14} aryl, C_{3-14} cycloalkyl, 5-14 membered heteroaryl, or 4-14

2022283611 05 Dec 2022

membered heterocycloalkyl is optionally substituted with 1, 2, 3, 4, 5, 6, 7, or 8 independently selected R^F substituents;

each R^{a2} , R^{c2} , and R^{d2} is independently selected from H, C_{1-6} alkyl, C_{1-6} haloalkyl, C_{2-6} alkenyl, C_{2-6} alkynyl, C_{6-14} aryl, C_{3-14} cycloalkyl, 5-14 membered heteroaryl, 4-14 membered heterocycloalkyl, C_{6-14} aryl- C_{1-6} alkyl-, C_{3-14} cycloalkyl- C_{1-6} alkyl-, (5-14 membered heteroaryl)- C_{1-6} alkyl-, and (4-14 membered heterocycloalkyl)- C_{1-6} alkyl-, wherein the C_{1-6} alkyl, C_{2-6} alkenyl, C_{2-6} alkynyl, C_{6-14} aryl, C_{3-14} cycloalkyl, 5-14 membered heteroaryl, 4-14 membered heterocycloalkyl, C_{6-14} aryl- C_{1-6} alkyl-, C_{3-14} cycloalkyl- C_{1-6} alkyl-, (5-14 membered heteroaryl)- C_{1-6} alkyl-, and (4-14 membered heterocycloalkyl)- C_{1-6} alkyl- of R^{a2} , R^{c2} , and R^{d2} are each optionally substituted with 1, 2, 3, 4, 5, 6, 7, or 8 independently selected R^G substituents;

or any R^{c2} and R^{d2} attached to the same N atom, together with the N atom to which they are attached, form a 5- or 6-membered heteroaryl or a 4-14 membered heterocycloalkyl group, wherein the 5- or 6-membered heteroaryl or 4-14 membered heterocycloalkyl group is optionally substituted with 1, 2, 3, or 4 independently selected R^G substituents;

each R^{b2} is independently selected from H, C_{1-6} alkyl, C_{1-6} haloalkyl, C_{2-6} alkenyl, C_{2-6} alkynyl, C_{6-14} aryl, C_{3-14} cycloalkyl, 5-14 membered heteroaryl, 4-14 membered heterocycloalkyl, C_{6-14} aryl- C_{1-6} alkyl-, C_{3-14} cycloalkyl- C_{1-6} alkyl-, (5-14 membered heteroaryl)- C_{1-6} alkyl-, and (4-14 membered heterocycloalkyl)- C_{1-6} alkyl-, wherein the C_{1-6} alkyl, C_{2-6} alkenyl, C_{2-6} alkynyl, C_{6-14} aryl, C_{3-14} cycloalkyl, 5-14 membered heteroaryl, 4-14 membered heterocycloalkyl, C_{6-14} aryl- C_{1-6} alkyl-, C_{3-14} cycloalkyl- C_{1-6} alkyl-, (5-14 membered heteroaryl)- C_{1-6} alkyl-, and (4-14 membered heterocycloalkyl)- C_{1-6} alkyl- of R^{b2} are each optionally substituted with 1, 2, 3, 4, 5, 6, 7, or 8 independently selected R^G substituents;

each R^{e2} is independently selected from H, OH, CN, C_{1-6} alkyl, C_{1-6} alkoxy, C_{1-6} haloalkyl, C_{1-6} haloalkoxy, C_{2-6} alkenyl, C_{2-6} alkynyl, C_{6-14} aryl, C_{3-14} cycloalkyl, 5-14 membered heteroaryl, 4-14 membered heterocycloalkyl, C_{6-14} aryl- C_{1-6} alkyl-, C_{3-14} cycloalkyl- C_{1-6} alkyl-, (5-14 membered heteroaryl)- C_{1-6} alkyl-, and (4-14 membered heterocycloalkyl)- C_{1-6} alkyl-;

each R^{f2} and R^{g2} is independently selected from H, C_{1-6} alkyl, C_{1-6} haloalkyl, C_{1-6} alkoxy, C_{1-6} haloalkoxy, C_{2-6} alkenyl, C_{2-6} alkynyl, C_{6-14} aryl, C_{3-14} cycloalkyl, 5-14 membered heteroaryl, 4-14 membered heterocycloalkyl, C_{6-14} aryl- C_{1-6} alkyl-, C_{3-14} cycloalkyl- C_{1-6} alkyl-, (5-14 membered heteroaryl)- C_{1-6} alkyl-, and (4-14 membered heterocycloalkyl)- C_{1-6} alkyl-;

2022283611 05 Dec 2022

each R^{h2} and R^{i2} is independently selected from H, C_{1-6} alkyl, C_{1-6} haloalkyl, C_{2-6} alkenyl, C_{2-6} alkynyl, C_{6-14} aryl, C_{3-14} cycloalkyl, 5-14 membered heteroaryl, 4-14 membered heterocycloalkyl, C_{6-14} aryl- C_{1-6} alkyl-, C_{3-14} cycloalkyl- C_{1-6} alkyl-, (5-14 membered heteroaryl)- C_{1-6} alkyl-, and (4-14 membered heterocycloalkyl)- C_{1-6} alkyl-;

- 5 each R^{j2} and R^{k2} is independently selected from OH, C_{1-6} alkoxy, and C_{1-6} haloalkoxy; or any R^{j2} and R^{k2} attached to the same B atom, together with the B atom to which they are attached, form a 5- or 6-membered heterocycloalkyl group optionally substituted with 1, 2, 3, or 4 substituents independently selected from C_{1-6} alkyl and C_{1-6} haloalkyl;

- each R^C , R^E , R^M , R^F , and R^G is independently selected from D, halo, oxo, C_{1-6} alkyl, C_{1-6} haloalkyl, C_{2-6} alkenyl, C_{2-6} alkynyl, C_{6-14} aryl, C_{3-14} cycloalkyl, 5-14 membered heteroaryl, 4-14 membered heterocycloalkyl, C_{6-14} aryl- C_{1-6} alkyl-, C_{3-14} cycloalkyl- C_{1-6} alkyl-, (5-14 membered heteroaryl)- C_{1-6} alkyl-, (4-14 membered heterocycloalkyl)- C_{1-6} alkyl-, CN, NO_2 , OR^{a4} , SR^{a4} , $NHOR^{a4}$, $C(O)R^{b4}$, $C(O)NR^{c4}R^{d4}$, $C(O)NR^{c4}(OR^{a4})$, $C(O)OR^{a4}$, $OC(O)R^{b4}$, $OC(O)NR^{c4}R^{d4}$, $NR^{c4}R^{d4}$, $NR^{c4}NR^{c4}R^{d4}$, $NR^{c4}C(O)R^{b4}$, $NR^{c4}C(O)OR^{a4}$, $NR^{c4}C(O)NR^{c4}R^{d4}$, $C(=NR^{c4})R^{b4}$, $C(=NR^{c4})NR^{c4}R^{d4}$, $NR^{c4}C(=NR^{c4})NR^{c4}R^{d4}$, $NR^{c4}C(=NR^{c4})R^{b4}$, $NR^{c4}S(O)R^{b4}$, $NR^{c4}S(O)NR^{c4}R^{d4}$, $NR^{c4}S(O)_2R^{b4}$, $NR^{c4}S(O)(=NR^{c4})R^{b4}$, $NR^{c4}S(O)_2NR^{c4}R^{d4}$, $S(O)R^{b4}$, $S(O)NR^{c4}R^{d4}$, $S(O)_2R^{b4}$, $S(O)_2NR^{c4}R^{d4}$, $OS(O)(=NR^{c4})R^{b4}$, $OS(O)_2R^{b4}$, SF_3 , $P(O)R^{f4}R^{g4}$, $OP(O)(OR^{h4})(OR^{i4})$, $P(O)(OR^{h4})(OR^{i4})$, and $BR^{j4}R^{k4}$, wherein the C_{1-6} alkyl, C_{2-6} alkenyl, C_{2-6} alkynyl, C_{6-14} aryl, C_{3-14} cycloalkyl, 5-14 membered heteroaryl, 4-14 membered heterocycloalkyl, C_{6-14} aryl- C_{1-6} alkyl-, C_{3-14} cycloalkyl- C_{1-6} alkyl-, (5-14 membered heteroaryl)- C_{1-6} alkyl-, and (4-14 membered heterocycloalkyl)- C_{1-6} alkyl- of R^C , R^E , R^M , R^F , and R^G are each optionally substituted with 1, 2, 3, 4, 5, 6, 7, or 8 independently selected R^H substituents;

- each R^{a4} , R^{c4} , and R^{d4} is independently selected from H, C_{1-6} alkyl, C_{1-6} haloalkyl, C_{2-6} alkenyl, C_{2-6} alkynyl, C_{6-14} aryl, C_{3-14} cycloalkyl, 5-14 membered heteroaryl, 4-14 membered heterocycloalkyl, C_{6-14} aryl- C_{1-6} alkyl-, C_{3-14} cycloalkyl- C_{1-6} alkyl-, (5-14 membered heteroaryl)- C_{1-6} alkyl-, and (4-14 membered heterocycloalkyl)- C_{1-6} alkyl-, wherein the C_{1-6} alkyl, C_{2-6} alkenyl, C_{2-6} alkynyl, C_{6-14} aryl, C_{3-14} cycloalkyl, 5-14 membered heteroaryl, 4-14 membered heterocycloalkyl, C_{6-14} aryl- C_{1-6} alkyl-, C_{3-14} cycloalkyl- C_{1-6} alkyl-, (5-14 membered heteroaryl)- C_{1-6} alkyl-, and (4-14 membered heterocycloalkyl)- C_{1-6} alkyl- of R^{a4} , R^{c4} , and R^{d4} are each optionally substituted with 1, 2, 3, 4, 5, 6, 7, or 8 independently selected R^H substituents;

or, any R^{c4} and R^{d4} attached to the same N atom, together with the N atom to which they are attached, optionally form a 5- or 6-membered heteroaryl or a 4-14 membered

2022283611 05 Dec 2022

heterocycloalkyl group, wherein the 5- or 6-membered heteroaryl or 4-14 membered heterocycloalkyl group is optionally substituted with 1, 2, 3, or 4 independently selected R^H substituents;

- each R^{b4} is independently selected from H, C_{1-6} alkyl, C_{1-6} haloalkyl, C_{2-6} alkenyl, C_{2-6} alkynyl, C_{6-14} aryl, C_{3-14} cycloalkyl, 5-14 membered heteroaryl, 4-14 membered heterocycloalkyl, C_{6-14} aryl- C_{1-6} alkyl-, C_{3-14} cycloalkyl- C_{1-6} alkyl-, (5-14 membered heteroaryl)- C_{1-6} alkyl-, and (4-14 membered heterocycloalkyl)- C_{1-6} alkyl-, wherein the C_{1-6} alkyl, C_{2-6} alkenyl, C_{2-6} alkynyl, C_{6-14} aryl, C_{3-14} cycloalkyl, 5-14 membered heteroaryl, 4-14 membered heterocycloalkyl, C_{6-14} aryl- C_{1-6} alkyl-, C_{3-14} cycloalkyl- C_{1-6} alkyl-, (5-14 membered heteroaryl)- C_{1-6} alkyl-, and (4-14 membered heterocycloalkyl)- C_{1-6} alkyl- of R^{b4} are each optionally substituted with 1, 2, 3, 4, 5, 6, 7, or 8 independently selected R^H substituents;

- each R^{c4} is independently selected from H, OH, CN, C_{1-6} alkyl, C_{1-6} alkoxy, C_{1-6} haloalkyl, C_{1-6} haloalkoxy, C_{2-6} alkenyl, C_{2-6} alkynyl, C_{6-14} aryl, C_{3-14} cycloalkyl, 5-14 membered heteroaryl, 4-14 membered heterocycloalkyl, C_{6-14} aryl- C_{1-6} alkyl-, C_{3-14} cycloalkyl- C_{1-6} alkyl-, (5-14 membered heteroaryl)- C_{1-6} alkyl-, and (4-14 membered heterocycloalkyl)- C_{1-6} alkyl-;

- each R^{d4} and R^{g4} is independently selected from H, C_{1-6} alkyl, C_{1-6} alkoxy, C_{1-6} haloalkyl, C_{1-6} haloalkoxy, C_{2-6} alkenyl, C_{2-6} alkynyl, C_{6-14} aryl, C_{3-14} cycloalkyl, 5-14 membered heteroaryl, 4-14 membered heterocycloalkyl, C_{6-14} aryl- C_{1-6} alkyl-, C_{3-14} cycloalkyl- C_{1-6} alkyl-, (5-14 membered heteroaryl)- C_{1-6} alkyl-, and (4-14 membered heterocycloalkyl)- C_{1-6} alkyl-;

- each R^{h4} and R^{i4} is independently selected from H, C_{1-6} alkyl, C_{1-6} haloalkyl, C_{2-6} alkenyl, C_{2-6} alkynyl, C_{6-14} aryl, C_{3-14} cycloalkyl, 5-14 membered heteroaryl, 4-14 membered heterocycloalkyl, C_{6-14} aryl- C_{1-6} alkyl-, C_{3-14} cycloalkyl- C_{1-6} alkyl-, (5-14 membered heteroaryl)- C_{1-6} alkyl-, and (4-14 membered heterocycloalkyl)- C_{1-6} alkyl-;

each R^{j4} and R^{k4} is independently selected from OH, C_{1-6} alkoxy, and C_{1-6} haloalkoxy; or, any R^{j4} and R^{k4} attached to the same B atom, together with the B atom to which they are attached, form a 5- or 6-membered heterocycloalkyl group optionally substituted with 1, 2, 3, or 4 substituents independently selected from C_{1-6} alkyl and C_{1-6} haloalkyl;

- each R^H is independently selected from D, halo, oxo, C_{1-6} alkyl, C_{1-6} haloalkyl, C_{2-6} alkenyl, C_{2-6} alkynyl, C_{6-14} aryl, C_{3-14} cycloalkyl, 5-14 membered heteroaryl, 4-14 membered heterocycloalkyl, C_{6-14} aryl- C_{1-6} alkyl-, C_{3-14} cycloalkyl- C_{1-6} alkyl-, (5-14 membered heteroaryl)- C_{1-6} alkyl-, (4-14 membered heterocycloalkyl)- C_{1-6} alkyl-, CN, NO_2 , OR^{a5} , SR^{a5} , $NHOR^{a5}$, $C(O)R^{b5}$, $C(O)NR^{c5}R^{d5}$, $C(O)NR^{c5}(OR^{a5})$, $C(O)OR^{a5}$, $OC(O)R^{b5}$, $OC(O)NR^{c5}R^{d5}$,

2022283611 05 Dec 2022

- $\text{NR}^{\text{c5}}\text{R}^{\text{d5}}$, $\text{NR}^{\text{c5}}\text{NR}^{\text{c5}}\text{R}^{\text{d5}}$, $\text{NR}^{\text{c5}}\text{C}(\text{O})\text{R}^{\text{b5}}$, $\text{NR}^{\text{c5}}\text{C}(\text{O})\text{OR}^{\text{a5}}$, $\text{NR}^{\text{c5}}\text{C}(\text{O})\text{NR}^{\text{c5}}\text{R}^{\text{d5}}$, $\text{C}(=\text{NR}^{\text{c5}})\text{R}^{\text{b5}}$,
 $\text{C}(=\text{NR}^{\text{c5}})\text{NR}^{\text{c5}}\text{R}^{\text{d5}}$, $\text{NR}^{\text{c5}}\text{C}(=\text{NR}^{\text{c5}})\text{NR}^{\text{c5}}\text{R}^{\text{d5}}$, $\text{NR}^{\text{c5}}\text{C}(=\text{NR}^{\text{c5}})\text{R}^{\text{b5}}$, $\text{NR}^{\text{c5}}\text{S}(\text{O})\text{R}^{\text{b5}}$,
 $\text{NR}^{\text{c5}}\text{S}(\text{O})\text{NR}^{\text{c5}}\text{R}^{\text{d5}}$, $\text{NR}^{\text{c5}}\text{S}(\text{O})_2\text{R}^{\text{b5}}$, $\text{NR}^{\text{c5}}\text{S}(\text{O})(=\text{NR}^{\text{c5}})\text{R}^{\text{b5}}$, $\text{NR}^{\text{c5}}\text{S}(\text{O})_2\text{NR}^{\text{c5}}\text{R}^{\text{d5}}$, $\text{S}(\text{O})\text{R}^{\text{b5}}$,
 $\text{S}(\text{O})\text{NR}^{\text{c5}}\text{R}^{\text{d5}}$, $\text{S}(\text{O})_2\text{R}^{\text{b5}}$, $\text{S}(\text{O})_2\text{NR}^{\text{c5}}\text{R}^{\text{d5}}$, $\text{OS}(\text{O})(=\text{NR}^{\text{c5}})\text{R}^{\text{b5}}$, $\text{OS}(\text{O})_2\text{R}^{\text{b5}}$, SF_5 , $\text{P}(\text{O})\text{R}^{\text{f5}}\text{R}^{\text{g5}}$,
5 $\text{OP}(\text{O})(\text{OR}^{\text{h5}})(\text{OR}^{\text{i5}})$, $\text{P}(\text{O})(\text{OR}^{\text{h5}})(\text{OR}^{\text{i5}})$, and $\text{BR}^{\text{j5}}\text{R}^{\text{k5}}$, wherein the C_{1-6} alkyl, C_{2-6} alkenyl, C_{2-6} alkynyl, C_{6-14} aryl, C_{3-14} cycloalkyl, 5-14 membered heteroaryl, 4-14 membered heterocycloalkyl, C_{6-14} aryl- C_{1-6} alkyl-, C_{3-14} cycloalkyl- C_{1-6} alkyl-, (5-14 membered heteroaryl)- C_{1-6} alkyl-, and (4-14 membered heterocycloalkyl)- C_{1-6} alkyl- of R^{H} are each optionally substituted with 1, 2, 3, or 4 independently selected R^{i} substituents;
- 10 each R^{a5} , R^{c5} , and R^{d5} is independently selected from H, C_{1-6} alkyl, C_{1-6} haloalkyl, C_{2-6} alkenyl, C_{2-6} alkynyl, C_{6-14} aryl, C_{3-14} cycloalkyl, 5-14 membered heteroaryl, 4-14 membered heterocycloalkyl, C_{6-14} aryl- C_{1-6} alkyl-, C_{3-14} cycloalkyl- C_{1-6} alkyl-, (5-14 membered heteroaryl)- C_{1-6} alkyl-, and (4-14 membered heterocycloalkyl)- C_{1-6} alkyl-, wherein the C_{1-6} alkyl, C_{2-6} alkenyl, C_{2-6} alkynyl, C_{6-14} aryl, C_{3-14} cycloalkyl, 5-14 membered heteroaryl, 4-14 membered heterocycloalkyl, C_{6-14} aryl- C_{1-6} alkyl-, C_{3-14} cycloalkyl- C_{1-6} alkyl-, (5-14 membered heteroaryl)- C_{1-6} alkyl-, and (4-14 membered heterocycloalkyl)- C_{1-6} alkyl- of R^{a5} , R^{c5} , and R^{d5} are each optionally substituted with 1, 2, 3, or 4 independently selected R^{i} substituents;
- or any R^{c5} and R^{d5} attached to the same N atom, together with the N atom to which they are attached, form a 5- or 6-membered heteroaryl or a 4-14 membered heterocycloalkyl group, wherein the 5- or 6-membered heteroaryl or 4-14 membered heterocycloalkyl group is
- 20 optionally substituted with 1, 2, 3, or 4 independently selected R^{i} substituents;
- each R^{b5} is independently selected from H, C_{1-6} alkyl, C_{2-6} alkenyl, C_{2-6} alkynyl, C_{6-14} aryl, C_{3-14} cycloalkyl, 5-14 membered heteroaryl, 4-14 membered heterocycloalkyl, C_{6-14} aryl- C_{1-6} alkyl-, C_{3-14} cycloalkyl- C_{1-6} alkyl-, (5-14 membered heteroaryl)- C_{1-6} alkyl-, and (4-14 membered heterocycloalkyl)- C_{1-6} alkyl-, wherein the C_{1-6} alkyl, C_{2-6} alkenyl, C_{2-6} alkynyl, C_{6-14} aryl, C_{3-14} cycloalkyl, 5-14 membered heteroaryl, 4-14 membered heterocycloalkyl, C_{6-14} aryl- C_{1-6} alkyl-, C_{3-14} cycloalkyl- C_{1-6} alkyl-, (5-14 membered heteroaryl)- C_{1-6} alkyl-, and (4-14 membered heterocycloalkyl)- C_{1-6} alkyl- of R^{b5} are each optionally substituted with 1, 2, 3, or 4 independently selected R^{i} substituents;
- 25 each R^{e5} is independently selected from H, OH, CN, C_{1-6} alkyl, C_{1-6} alkoxy, C_{1-6} haloalkyl, C_{1-6} haloalkoxy, C_{2-6} alkenyl, C_{2-6} alkynyl, C_{6-14} aryl, C_{3-14} cycloalkyl, 5-14 membered heteroaryl, 4-14 membered heterocycloalkyl, C_{6-14} aryl- C_{1-6} alkyl-, C_{3-14} cycloalkyl- C_{1-6} alkyl-, (5-14 membered heteroaryl)- C_{1-6} alkyl-, and (4-14 membered heterocycloalkyl)- C_{1-6} alkyl-;
- 30 each R^{e5} is independently selected from H, OH, CN, C_{1-6} alkyl, C_{1-6} alkoxy, C_{1-6} haloalkyl, C_{1-6} haloalkoxy, C_{2-6} alkenyl, C_{2-6} alkynyl, C_{6-14} aryl, C_{3-14} cycloalkyl, 5-14 membered heteroaryl, 4-14 membered heterocycloalkyl, C_{6-14} aryl- C_{1-6} alkyl-, C_{3-14} cycloalkyl- C_{1-6} alkyl-, (5-14 membered heteroaryl)- C_{1-6} alkyl-, and (4-14 membered heterocycloalkyl)- C_{1-6} alkyl-;

2022283611 05 Dec 2022

each R^{f5} and R^{g5} is independently selected from H, C_{1-6} alkyl, C_{1-6} alkoxy, C_{1-6} haloalkyl, C_{1-6} haloalkoxy, C_{2-6} alkenyl, C_{2-6} alkynyl, C_{6-14} aryl, C_{3-14} cycloalkyl, 5-14 membered heteroaryl, 4-14 membered heterocycloalkyl, C_{6-14} aryl- C_{1-6} alkyl-, C_{3-14} cycloalkyl- C_{1-6} alkyl-, (5-14 membered heteroaryl)- C_{1-6} alkyl-, and (4-14 membered heterocycloalkyl)- C_{1-6} alkyl-;

each R^{h5} and R^{i5} is independently selected from H, C_{1-6} alkyl, C_{1-6} haloalkyl, C_{2-6} alkenyl, C_{2-6} alkynyl, C_{6-14} aryl, C_{3-14} cycloalkyl, 5-14 membered heteroaryl, 4-14 membered heterocycloalkyl, C_{6-14} aryl- C_{1-6} alkyl-, C_{3-14} cycloalkyl- C_{1-6} alkyl-, (5-14 membered heteroaryl)- C_{1-6} alkyl-, and (4-14 membered heterocycloalkyl)- C_{1-6} alkyl-;

each R^{j5} and R^{k5} is independently selected from OH, C_{1-6} alkoxy, and C_{1-6} haloalkoxy; or, any R^{j5} and R^{k5} attached to the same B atom, together with the B atom to which they are attached, form a 5- or 6-membered heterocycloalkyl group optionally substituted with 1, 2, 3, or 4 substituents independently selected from C_{1-6} alkyl and C_{1-6} haloalkyl;

each R^1 is independently selected from D, halo, oxo, C_{1-6} alkyl, C_{1-6} haloalkyl, C_{2-6} alkenyl, C_{2-6} alkynyl, C_{6-14} aryl, C_{3-14} cycloalkyl, 5-14 membered heteroaryl, 4-14 membered heterocycloalkyl, C_{6-14} aryl- C_{1-6} alkyl-, C_{3-14} cycloalkyl- C_{1-6} alkyl-, (5-14 membered heteroaryl)- C_{1-6} alkyl-, and (4-14 membered heterocycloalkyl)- C_{1-6} alkyl-, CN, NO_2 , OR^{a6} , SR^{a6} , $NHOR^{a6}$, $C(O)R^{b6}$, $C(O)NR^{c6}R^{d6}$, $C(O)NR^{c6}(OR^{a6})$, $C(O)OR^{a6}$, $OC(O)R^{b6}$, $OC(O)NR^{c6}R^{d6}$, $NR^{c6}R^{d6}$, $NR^{c6}NR^{c6}R^{d6}$, $NR^{c6}C(O)R^{b6}$, $NR^{c6}C(O)OR^{a6}$, $NR^{c6}C(O)NR^{c5}R^{d6}$, $C(=NR^{e6})R^{b6}$, $C(=NR^{e6})NR^{c6}R^{d6}$, $NR^{c6}C(=NR^{e6})NR^{c6}R^{d6}$, $NR^{c6}C(=NR^{e6})R^{b6}$, $NR^{c6}S(O)R^{b6}$, $NR^{c6}S(O)NR^{c6}R^{d6}$, $NR^{c6}S(O)_2R^{b6}$, $NR^{c6}S(O)(=NR^{e6})R^{b6}$, $NR^{c6}S(O)_2NR^{c6}R^{d6}$, $S(O)R^{b6}$, $S(O)NR^{c6}R^{d6}$, $S(O)_2R^{b6}$, $S(O)_2NR^{c6}R^{d6}$, $OS(O)(=NR^{e6})R^{b6}$, $OS(O)_2R^{b6}$, SF_5 , $P(O)R^{f6}R^{g6}$, $OP(O)(OR^{h6})(OR^{i6})$, $P(O)(OR^{h6})(OR^{i6})$, and $BR^{j6}R^{k6}$, wherein the C_{1-6} alkyl, C_{2-6} alkenyl, C_{2-6} alkynyl, C_{6-14} aryl, C_{3-14} cycloalkyl, 5-14 membered heteroaryl, 4-14 membered heterocycloalkyl, C_{6-14} aryl- C_{1-6} alkyl-, C_{3-14} cycloalkyl- C_{1-6} alkyl-, (5-14 membered heteroaryl)- C_{1-6} alkyl-, and (4-14 membered heterocycloalkyl)- C_{1-6} alkyl- of R^1 are each optionally substituted with 1, 2, 3, or 4 independently selected R^J substituents;

each R^{a6} , R^{c6} , and R^{d6} is independently selected from H, C_{1-6} alkyl, C_{1-6} haloalkyl, C_{2-6} alkenyl, C_{2-6} alkynyl, C_{6-14} aryl, C_{3-14} cycloalkyl, 5-14 membered heteroaryl, 4-14 membered heterocycloalkyl, C_{6-14} aryl- C_{1-6} alkyl-, C_{3-14} cycloalkyl- C_{1-6} alkyl-, (5-14 membered heteroaryl)- C_{1-6} alkyl-, and (4-14 membered heterocycloalkyl)- C_{1-6} alkyl-, wherein the C_{1-6} alkyl, C_{2-6} alkenyl, C_{2-6} alkynyl, C_{6-14} aryl, C_{3-14} cycloalkyl, 5-14 membered heteroaryl, 4-14 membered heterocycloalkyl, C_{6-14} aryl- C_{1-6} alkyl-, C_{3-14} cycloalkyl- C_{1-6} alkyl-, (5-14 membered

heteroaryl)-C₁₋₆ alkyl-, and (4-14 membered heterocycloalkyl)-C₁₋₆ alkyl- of R^{a6}, R^{c6}, and R^{d6} are each optionally substituted with 1, 2, 3, or 4 independently selected R^j substituents;

or any R^{c6} and R^{d6} attached to the same N atom, together with the N atom to which they are attached, form a 5- or 6-membered heteroaryl or a 4-14 membered heterocycloalkyl group, wherein the 5- or 6-membered heteroaryl or 4-14 membered heterocycloalkyl group is optionally substituted with 1, 2, 3, or 4 independently selected R^j substituents;

each R^{b6} is independently selected from H, C₁₋₆ alkyl, C₁₋₆ haloalkyl, C₂₋₆ alkenyl, C₂₋₆ alkynyl, C₆₋₁₄ aryl, C₃₋₁₄ cycloalkyl, 5-14 membered heteroaryl, 4-14 membered heterocycloalkyl, C₆₋₁₄ aryl-C₁₋₆ alkyl-, C₃₋₁₄ cycloalkyl-C₁₋₆ alkyl-, (5-14 membered heteroaryl)-C₁₋₆ alkyl-, and (4-14 membered heterocycloalkyl)-C₁₋₆ alkyl-, wherein the C₁₋₆ alkyl, C₂₋₆ alkenyl, C₂₋₆ alkynyl, C₆₋₁₄ aryl, C₃₋₁₄ cycloalkyl, 5-14 membered heteroaryl, 4-14 membered heterocycloalkyl, C₆₋₁₄ aryl-C₁₋₆ alkyl-, C₃₋₁₄ cycloalkyl-C₁₋₆ alkyl-, (5-14 membered heteroaryl)-C₁₋₆ alkyl-, and (4-14 membered heterocycloalkyl)-C₁₋₆ alkyl- of R^{b6} are each optionally substituted with 1, 2, 3, or 4 independently selected R^j substituents;

each R^{e6} is independently selected from H, OH, CN, C₁₋₆ alkyl, C₁₋₆ alkoxy, C₁₋₆ haloalkyl, C₁₋₆ haloalkoxy, C₂₋₆ alkenyl, C₂₋₆ alkynyl, C₆₋₁₄ aryl, C₃₋₁₄ cycloalkyl, 5-14 membered heteroaryl, 4-14 membered heterocycloalkyl, C₆₋₁₄ aryl-C₁₋₆ alkyl-, C₃₋₁₄ cycloalkyl-C₁₋₆ alkyl-, (5-14 membered heteroaryl)-C₁₋₆ alkyl-, and (4-14 membered heterocycloalkyl)-C₁₋₆ alkyl-;

each R^{f6} and R^{g6} is independently selected from H, C₁₋₆ alkyl, C₁₋₆ alkoxy, C₁₋₆ haloalkyl, C₁₋₆ haloalkoxy, C₂₋₆ alkenyl, C₂₋₆ alkynyl, C₆₋₁₄ aryl, C₃₋₁₄ cycloalkyl, 5-14 membered heteroaryl, 4-14 membered heterocycloalkyl, C₆₋₁₄ aryl-C₁₋₆ alkyl-, C₃₋₁₄ cycloalkyl-C₁₋₆ alkyl-, (5-14 membered heteroaryl)-C₁₋₆ alkyl-, and (4-14 membered heterocycloalkyl)-C₁₋₆ alkyl-;

each R^{h6} and Rⁱ⁶ is independently selected from H, C₁₋₆ alkyl, C₁₋₆ haloalkyl, C₂₋₆ alkenyl, C₂₋₆ alkynyl, C₆₋₁₄ aryl, C₃₋₁₄ cycloalkyl, 5-14 membered heteroaryl, 4-14 membered heterocycloalkyl, C₆₋₁₄ aryl-C₁₋₆ alkyl-, C₃₋₁₄ cycloalkyl-C₁₋₆ alkyl-, (5-14 membered heteroaryl)-C₁₋₆ alkyl-, and (4-14 membered heterocycloalkyl)-C₁₋₆ alkyl-;

each R^{j6} and R^{k6} is independently selected from OH, C₁₋₆ alkoxy, and C₁₋₆ haloalkoxy;

or, any R^{j6} and R^{k6} attached to the same B atom, together with the B atom to which they are attached, form a 5- or 6-membered heterocycloalkyl group optionally substituted with 1, 2, 3, or 4 substituents independently selected from C₁₋₆ alkyl and C₁₋₆ haloalkyl;

each R^j is independently selected from D, halo, oxo, C₁₋₆ alkyl, C₁₋₆ haloalkyl, C₂₋₆ alkenyl, C₂₋₆ alkynyl, C₆₋₁₄ aryl, C₃₋₁₄ cycloalkyl, 5-14 membered heteroaryl, 4-14 membered

2022283611 05 Dec 2022

- heterocycloalkyl, C₆₋₁₄ aryl-C₁₋₆ alkyl-, C₃₋₁₄ cycloalkyl-C₁₋₆ alkyl-, (5-14 membered heteroaryl)-C₁₋₆ alkyl-, and (4-14 membered heterocycloalkyl)-C₁₋₆ alkyl-, CN, NO₂, OR^{a7}, SR^{a7}, NHOR^{a7}, C(O)R^{b7}, C(O)NR^{c7}R^{d7}, C(O)NR^{c7}(OR^{a7}), C(O)OR^{a7}, OC(O)R^{b7}, OC(O)NR^{c7}R^{d7}, NR^{c7}R^{d7}, NR^{c7}NR^{c7}R^{d7}, NR^{c7}C(O)R^{b7}, NR^{c7}C(O)OR^{a7}, NR^{c7}C(O)NR^{c7}R^{d7}, C(=NR^{e7})R^{b7}, C(=NR^{e7})NR^{c7}R^{d7}, NR^{c7}C(=NR^{e7})NR^{c7}R^{d7}, NR^{c7}C(=NR^{e7})R^{b7}, NR^{c7}S(O)R^{b7}, NR^{c7}S(O)NR^{c7}R^{d7}, NR^{c7}S(O)₂R^{b7}, NR^{c7}S(O)(=NR^{e7})R^{b7}, NR^{c7}S(O)₂NR^{c7}R^{d7}, S(O)R^{b7}, S(O)NR^{c7}R^{d7}, S(O)₂R^{b7}, S(O)₂NR^{c7}R^{d7}, OS(O)(=NR^{e7})R^{b7}, OS(O)₂R^{b7}, SF₅, P(O)R^{f7}R^{g7}, OP(O)(OR^{h7})(ORⁱ⁷), P(O)(OR^{h7})(ORⁱ⁷), and BR^{j7}R^{k7}, wherein the C₁₋₆ alkyl, C₂₋₆ alkenyl, C₂₋₆ alkynyl, C₆₋₁₄ aryl, C₃₋₁₄ cycloalkyl, 5-14 membered heteroaryl, 4-14 membered heterocycloalkyl, C₆₋₁₄ aryl-C₁₋₆ alkyl-, C₃₋₁₄ cycloalkyl-C₁₋₆ alkyl-, (5-14 membered heteroaryl)-C₁₋₆ alkyl-, and (4-14 membered heterocycloalkyl)-C₁₋₆ alkyl- of R^j are each optionally substituted with 1, 2, 3, or 4 independently selected R^k substituents;
- each R^{a7}, R^{c7}, and R^{d7} is independently selected from H, C₁₋₆ alkyl, C₁₋₆ haloalkyl, C₂₋₆ alkenyl, C₂₋₆ alkynyl, C₆₋₁₄ aryl, C₃₋₁₄ cycloalkyl, 5-14 membered heteroaryl, 4-14 membered heterocycloalkyl, C₆₋₁₄ aryl-C₁₋₆ alkyl-, C₃₋₁₄ cycloalkyl-C₁₋₆ alkyl-, (5-14 membered heteroaryl)-C₁₋₆ alkyl-, and (4-14 membered heterocycloalkyl)-C₁₋₆ alkyl- wherein the C₁₋₆ alkyl, C₂₋₆ alkenyl, C₂₋₆ alkynyl, C₆₋₁₄ aryl, C₃₋₁₄ cycloalkyl, 5-14 membered heteroaryl, 4-14 membered heterocycloalkyl, C₆₋₁₄ aryl-C₁₋₆ alkyl-, C₃₋₁₄ cycloalkyl-C₁₋₆ alkyl-, (5-14 membered heteroaryl)-C₁₋₆ alkyl-, and (4-14 membered heterocycloalkyl)-C₁₋₆ alkyl- of R^{a7}, R^{c7}, and R^{d7} are each optionally substituted with 1, 2, 3, or 4 independently selected R^k substituents;
- or any R^{c7} and R^{d7} attached to the same N atom, together with the N atom to which they are attached, form a 5- or 6-membered heteroaryl or a 4-14 membered heterocycloalkyl group, wherein the 5- or 6-membered heteroaryl or 4-14 membered heterocycloalkyl group is optionally substituted with 1, 2, 3, or 4 independently selected R^k substituents;
- each R^{b7} is independently selected from H, C₁₋₆ alkyl, C₁₋₆ haloalkyl, C₂₋₆ alkenyl, C₂₋₆ alkynyl, C₆₋₁₄ aryl, C₃₋₁₄ cycloalkyl, 5-14 membered heteroaryl, 4-14 membered heterocycloalkyl, C₆₋₁₄ aryl-C₁₋₆ alkyl-, C₃₋₁₄ cycloalkyl-C₁₋₆ alkyl-, (5-14 membered heteroaryl)-C₁₋₆ alkyl-, and (4-14 membered heterocycloalkyl)-C₁₋₆ alkyl-, wherein the C₁₋₆ alkyl, C₂₋₆ alkenyl, C₂₋₆ alkynyl, C₆₋₁₄ aryl, C₃₋₁₄ cycloalkyl, 5-14 membered heteroaryl, 4-14 membered heterocycloalkyl, C₆₋₁₄ aryl-C₁₋₆ alkyl-, C₃₋₁₄ cycloalkyl-C₁₋₆ alkyl-, (5-14 membered heteroaryl)-C₁₋₆ alkyl-, and (4-14 membered heterocycloalkyl)-C₁₋₆ alkyl- of R^{b7} are each optionally substituted with 1, 2, 3, or 4 independently selected R^k substituents;

each R^{g7} is independently selected from H, OH, CN, C_{1-6} alkyl, C_{2-6} alkenyl, C_{1-6} alkoxy, C_{1-6} haloalkyl, C_{1-6} haloalkoxy, C_{2-6} alkynyl, C_{6-14} aryl, C_{3-14} cycloalkyl, 5-14 membered heteroaryl, and 4-14 membered heterocycloalkyl;

each R^{f7} and R^{g7} is independently selected from H, C_{1-6} alkyl, C_{1-6} alkoxy, C_{1-6} haloalkyl, C_{1-6} haloalkoxy, C_{2-6} alkenyl, C_{2-6} alkynyl, C_{6-14} aryl, C_{3-14} cycloalkyl, 5-14 membered heteroaryl, 4-14 membered heterocycloalkyl, C_{6-14} aryl- C_{1-6} alkyl-, C_{3-14} cycloalkyl- C_{1-6} alkyl-, (5-14 membered heteroaryl)- C_{1-6} alkyl-, and (4-14 membered heterocycloalkyl)- C_{1-6} alkyl-;

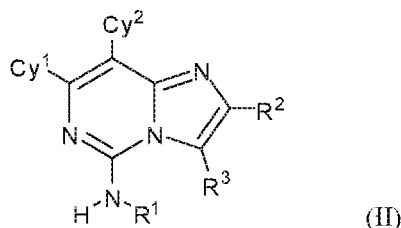
each R^{h7} and R^{i7} is independently selected from H, C_{1-6} alkyl, C_{1-6} haloalkyl, C_{2-6} alkenyl, C_{2-6} alkynyl, C_{6-14} aryl, C_{3-14} cycloalkyl, 5-14 membered heteroaryl, 4-14 membered heterocycloalkyl, C_{6-14} aryl- C_{1-6} alkyl-, C_{3-14} cycloalkyl- C_{1-6} alkyl-, (5-14 membered heteroaryl)- C_{1-6} alkyl-, and (4-14 membered heterocycloalkyl)- C_{1-6} alkyl-;

each R^{j7} and R^{k7} is independently selected from OH, C_{1-6} alkoxy, and C_{1-6} haloalkoxy; or, any R^{j7} and R^{k7} attached to the same B atom, together with the B atom to which they are attached, form a 5- or 6-membered heterocycloalkyl group optionally substituted with 1, 2, 3, or 4 substituents independently selected from C_{1-6} alkyl and C_{1-6} haloalkyl;

each R^K is independently selected from H, D, OH, halo, oxo, CN, $C(O)OH$, NH_2 , NO_2 , SF_5 , C_{1-6} alkyl, C_{1-6} alkoxy, C_{1-6} haloalkoxy, C_{1-6} haloalkyl, C_{2-6} alkenyl, C_{2-6} alkynyl, C_{6-14} aryl, C_{3-14} cycloalkyl, 5-14 membered heteroaryl, 4-14 membered heterocycloalkyl, C_{6-14} aryl- C_{1-6} alkyl-, C_{3-14} cycloalkyl- C_{1-6} alkyl-, (5-14 membered heteroaryl)- C_{1-6} alkyl-, and (4-14 membered heterocycloalkyl)- C_{1-6} alkyl-; and

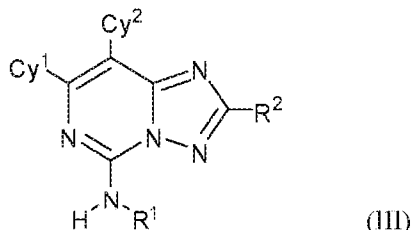
wherein any heteroaryl group of any of the above-recited substituents optionally comprises an N-oxide on any ring-forming nitrogen.

In some embodiments, the compound of Formula (I) is a compound of Formula (H):



or a pharmaceutically acceptable salt thereof.

In some embodiments, the compound of Formula (I) is a compound of Formula (III):



or a pharmaceutically acceptable salt thereof.

In some embodiments, Cy¹ is C₆₋₁₄ aryl, wherein the C₆₋₁₄ aryl is optionally substituted with 1, 2, 3, or 4 independently selected R^E substituents.

In some embodiments, Cy¹ is C₃₋₁₄ cycloalkyl, wherein the C₃₋₁₄ cycloalkyl is optionally substituted with 1, 2, 3, or 4 independently selected R^E substituents.

In some embodiments, Cy¹ is 5-14 membered heteroaryl, wherein the 5-14 membered heteroaryl is optionally substituted with 1, 2, 3, or 4 independently selected R^E substituents.

In some embodiments, Cy¹ is 4-14 membered heterocycloalkyl, wherein the 4-14 membered heterocycloalkyl is optionally substituted with 1, 2, 3, or 4 independently selected R^E substituents.

In some embodiments, Cy¹ is C₆₋₁₀ aryl, wherein the C₆₋₁₀ aryl is optionally substituted with 1, 2, 3, or 4 independently selected R^E substituents.

In some embodiments, Cy¹ is C₃₋₇ cycloalkyl, wherein the C₃₋₇ cycloalkyl is optionally substituted with 1, 2, 3, or 4 independently selected R^E substituents.

In some embodiments, Cy¹ is 5-10 membered heteroaryl, wherein the 5-10 membered heteroaryl is optionally substituted with 1, 2, 3, or 4 independently selected R^E substituents.

In some embodiments, Cy¹ is 4-10 membered heterocycloalkyl, wherein the 4-10 membered heterocycloalkyl is optionally substituted with 1, 2, 3, or 4 independently selected R^E substituents.

In some embodiments, Cy¹ is phenyl or 5-10 membered heteroaryl, wherein the phenyl or 5-10 membered heteroaryl is optionally substituted with 1, 2, 3, or 4 independently selected R^E substituents.

In some embodiments, Cy¹ is phenyl, optionally substituted with 1, 2, 3, or 4 independently selected R^M substituents, or C₇₋₁₄ aryl or 5-14 membered heteroaryl wherein the C₇₋₁₄ aryl and 5-14 membered heteroaryl are optionally substituted with 1, 2, 3, or 4 independently selected R^E substituents, and

wherein each R^M is independently selected from D, halo, oxo, C₁₋₆ alkyl, C₁₋₆ haloalkyl, C₁₋₆ alkoxy, C₂₋₆ alkenyl, C₂₋₆ alkynyl, C₆₋₁₄ aryl, C₃₋₁₄ cycloalkyl, 5-14 membered

2022283611 05 Dec 2022

heteroaryl, 4-14 membered heterocycloalkyl, 2-CN, 3-CN, NO₂, OR^{a4}, SR^{a4}, NHOR^{a4}, C(O)R^{b4}, C(O)NR^{c4}R^{d4}, C(O)OR^{a4}, OC(O)R^{b4}, OC(O)NR^{c4}R^{d4}, NR^{c4}R^{d4}, NR^{c4}C(O)R^{b4}, NR^{c4}C(O)OR^{a4}, NR^{c4}C(O)NR^{c4}R^{d4}, C(=NR^{e4})R^{b4}, C(=NR^{e4})NR^{c4}R^{d4}, NR^{c4}C(=NR^{e4})NR^{c4}R^{d4}, NR^{c4}S(O)R^{b4}, NR^{c4}S(O)₂R^{b4}, and NR^{c4}S(O)₂NR^{c4}R^{d4}, wherein the C₁₋₆ alkyl, C₁₋₆ alkoxy, C₂₋₆ alkenyl, C₂₋₆ alkynyl, C₆₋₁₄ aryl, C₃₋₁₄ cycloalkyl, 5-14 membered heteroaryl, 4-14 membered heterocycloalkyl of R^M are each optionally substituted with 1, 2, 3, or 4 independently selected R^H substituents.

In some embodiments, Cy¹ is selected from phenyl, pyridinyl, furanyl, benzofuranyl, and pyrazolyl, each of which is optionally substituted with 1, 2, or 3 substituents selected from C₁₋₃ alkyl, halo, CN, and C₁₋₃ alkoxy.

In some embodiments, the optionally substituted Cy¹ is selected from cyanophenyl, cyanofluorophenyl, 2,3-dihydro-1*H*-pyrrolo[2,3,-*b*]pyridine, phenyl, methoxyphenyl, fluorophenyl, pyridinyl, methylfuranyl, benzofuranyl, and methyl-1*H*-pyrazolyl.

In some embodiments, the optionally substituted Cy¹ is selected from cyanophenyl, 2,3-dihydro-1*H*-pyrrolo[2,3,-*b*]pyridine, phenyl, methoxyphenyl, fluorophenyl, pyridinyl, methylfuranyl, benzofuranyl, and methyl-1*H*-pyrazolyl.

In some embodiments, Cy¹ is selected from 2-cyanophenyl, 3-cyanophenyl, 3-cyano-2-fluorophenyl, 2,3-dihydro-1*H*-pyrrolo[2,3,-*b*]pyridine, phenyl, 3-methoxyphenyl, 2-fluorophenyl, pyridine-4-yl, 2-methylfuran-3-yl, benzofuran-2-yl, and 1-methyl-1*H*-pyrazol-4-yl.

In some embodiments, the optionally substituted Cy¹ is selected from 2-cyanophenyl, 3-cyanophenyl, 2,3-dihydro-1*H*-pyrrolo[2,3,-*b*]pyridine, phenyl, 3-methoxyphenyl, 2-fluorophenyl, pyridine-4-yl, 2-methylfuran-3-yl, benzofuran-2-yl, and 1-methyl-1*H*-pyrazol-4-yl.

In some embodiments, the optionally substituted Cy¹ is selected from 3-cyanophenyl and phenyl.

In some embodiments, Cy¹ is 3-cyanophenyl.

In some embodiments, Cy² is C₆₋₁₄ aryl, C₄₋₁₄ cycloalkyl, 5-14 membered heteroaryl or 4-14 membered heterocycloalkyl wherein the C₆₋₁₄ aryl, C₄₋₁₄ cycloalkyl, 5-14 membered heteroaryl and 4-14 membered heterocycloalkyl are optionally substituted with 1, 2, 3, 4, 5, 6, 7, or 8 independently selected R^F substituents.

In some embodiments, Cy² is C₆₋₁₄ aryl, wherein the C₆₋₁₄ aryl is optionally substituted with 1, 2, 3, or 4 independently selected R^F substituents.

2022283611 05 Dec 2022

In some embodiments, Cy^2 is C_{3-14} cycloalkyl, wherein the C_{3-14} cycloalkyl is optionally substituted with 1, 2, 3, or 4 independently selected R^F substituents.

In some embodiments, Cy^2 is 5-14 membered heteroaryl, wherein the 5-14 membered heteroaryl is optionally substituted with 1, 2, 3, or 4 independently selected R^F substituents.

5 In some embodiments, Cy^2 is 4-14 membered heterocycloalkyl, wherein the 4-14 membered heterocycloalkyl is optionally substituted with 1, 2, 3, or 4 independently selected R^F substituents.

In some embodiments, Cy^2 is C_{6-10} aryl, wherein the C_{6-10} aryl is optionally substituted with 1, 2, 3, or 4 independently selected R^F substituents.

10 In some embodiments, Cy^2 is C_{3-7} cycloalkyl, wherein the C_{3-7} cycloalkyl is optionally substituted with 1, 2, 3, or 4 independently selected R^F substituents.

In some embodiments, Cy^2 is 5-10 membered heteroaryl, wherein the 5-10 membered heteroaryl is optionally substituted with 1, 2, 3, or 4 independently selected R^F substituents.

In some embodiments, Cy^2 is 4-10 membered heterocycloalkyl, wherein the 4-10 membered heterocycloalkyl is optionally substituted with 1, 2, 3, or 4 independently selected R^F substituents.

In some embodiments, Cy^2 is selected from C_{3-6} cycloalkyl, phenyl, 5-10 membered heteroaryl, and 5-10 membered heterocycloalkyl;

wherein the 5-10 membered heteroaryl and 5-10 membered heterocycloalkyl each comprise one, two, or three nitrogen atoms as ring-forming heteroatoms, wherein one of the one or two nitrogen atoms is optionally an N-oxide, and wherein a ring-forming carbon atom is optionally substituted by oxo; and

wherein the C_{3-6} cycloalkyl, phenyl, 5-10 membered heteroaryl, and 5-10 membered heterocycloalkyl are each optionally substituted with 1, 2, or 3 substituents selected from C_{1-3} alkyl, C_{1-3} alkyl-OH, halo, CN, C_{1-3} alkoxy, and $C(O)NH_2$.

25 In some embodiments, Cy^2 is selected from C_{3-6} cycloalkyl, phenyl, 5-10 membered heteroaryl, and 5-10 membered heterocycloalkyl;

wherein the 5-10 membered heteroaryl and 5-10 membered heterocycloalkyl each comprise one or two nitrogen atoms as ring-forming heteroatoms, wherein one of the one or two nitrogen atoms is optionally an N-oxide, and wherein a ring-forming carbon atom is optionally substituted by oxo; and

30 wherein the C_{3-6} cycloalkyl, C_6 -aryl, 5-10 membered heteroaryl, and 5-10 membered heterocycloalkyl are each optionally substituted with 1, 2, or 3 substituents selected from C_{1-3} alkyl, halo, CN, C_{1-3} alkoxy, and $C(O)NH_2$.

2022283611 05 Dec 2022

In some embodiments, Cy² is selected from pyridinyl, tetrahydropyridinyl, piperidinyl, pyridine-N-oxide, oxo-dihydropyridinyl, phenyl, pyrazolo[1,5-a]pyridin-3-yl, pyrazolo[1,5-b]pyridazinyl, pyrazolyl, pyrimidinyl, quinolinyl, oxazolyl, 2,3-dihydro-[1,4]dioxino[2,3-b]pyridin-8-yl, and triazolyl each of which is optionally substituted with 1, 2, or 3 substituents selected from C₁₋₃ alkyl, C₁₋₃ alkyl-OH, halo, CN, C₁₋₃ alkoxy, and C(O)NH₂.

In some embodiments, Cy² is selected from pyridinyl, tetrahydropyridinyl, piperidinyl, pyridine-N-oxide, oxo-dihydropyridinyl, phenyl, pyrazolo[1,5-a]pyridin-3-yl, pyrazolo[1,5-b]pyridazinyl, pyrazolyl, pyrimidinyl, quinolinyl, oxazolyl, and 2,3-dihydro-[1,4]dioxino[2,3-b]pyridin-8-yl, each of which is optionally substituted with 1, 2, or 3 substituents selected from C₁₋₃ alkyl, halo, CN, C₁₋₃ alkoxy, and C(O)NH₂.

In some embodiments, Cy² is selected from pyridinyl, tetrahydropyridinyl, piperidinyl, pyridine-N-oxide, oxo-dihydropyridinyl, phenyl, pyrazolo[1,5-a]pyridin-3-yl, pyrazolyl, pyrimidinyl, and 2,3-dihydro-[1,4]dioxino[2,3-b]pyridin-8-yl, each of which is optionally substituted with 1, 2, or 3 substituents selected from C₁₋₃ alkyl, halo, CN, C₁₋₃ alkoxy, and C(O)NH₂.

In some embodiments, Cy² is cyclopropyl optionally substituted with 1, 2, or 3 substituents selected from C₁₋₃ alkyl, halo, CN, C₁₋₃ alkoxy, and C(O)NH₂.

In some embodiments, the optionally substituted Cy² is selected from 2,6-dimethylpyridin-4-yl, pyridin-4-yl, 2-methylpyridin-4-yl, 1-carbamoyl-1,2,3,6-tetrahydropyridin-4-yl, 1-carbamoylpiperidin-4-yl, 2-methoxypyridin-4-yl, 2-methoxy-6-methylpyridin-4-yl, 2,6-dimethylpyridin-4-yl-1-oxide, 1-ethyl-6-oxo-1,6-dihydropyridin-3-yl, 3-methylpyridin-4-yl, 3-fluoropyridin-4-yl, 3-chloropyridin-4-yl, 3-methoxypyridin-4-yl, 3-cyanopyridin-4-yl, 4-carbamoylphenyl, pyrazolo[1,5-a]pyridin-3-yl, pyrazolo[1,5-b]pyridazin-3-yl, 5-methyl-1H-pyrazol-4-yl, 1-ethyl-1H-pyrazol-5-yl, 1-isopropyl-1H-pyrazol-5-yl, 1-propyl-1H-pyrazol-5-yl, pyrimidin-4-yl, 2,3-dihydro-[1,4]dioxino[2,3-b]pyridin-8-yl, quinolin-5-yl, 5-fluoropyrimidin-4-yl, oxazol-5-yl, 4-methyloxazol-5-yl, 4-ethyloxazol-5-yl, 4-(hydroxymethyl)-2-methyloxazol-5-yl, 4-(methoxymethyl)-2-methyloxazol-5-yl, 4-(hydroxymethyl)-2-methyloxazol-5-yl, 1-ethyl-1H-1,2,3-triazol-5-yl, and cyclopropyl.

In some embodiments, the optionally substituted Cy² is selected from 2,6-dimethylpyridin-4-yl, pyridin-4-yl, 2-methylpyridin-4-yl, 1-carbamoyl-1,2,3,6-tetrahydropyridin-4-yl, 1-carbamoylpiperidin-4-yl, 2-methoxypyridin-4-yl, 2-methoxy-6-methylpyridin-4-yl, 2,6-dimethylpyridin-4-yl-1-oxide, 1-ethyl-6-oxo-1,6-dihydropyridin-3-yl,

2022283611 05 Dec 2022

3-methylpyridin-4-yl, 3-fluoropyridin-4-yl, 3-chloropyridin-4-yl, 3-methoxypyridin-4-yl, 3-cyanopyridin-4-yl, 4-carbamoylphenyl, pyrazolo[1,5-*a*]pyridin-3-yl, pyrazolo[1,5-*b*]pyridazin-3-yl, 5-methyl-1H-pyrazol-4-yl, 1-ethyl-1H-pyrazol-5-yl, 1-isopropyl-1H-pyrazol-5-yl, 1-propyl-1H-pyrazol-5-yl, pyrimidin-4-yl, 2,3-dihydro-[1,4]dioxino[2,3-*b*]pyridin-8-yl, quinolin-5-yl, 5-fluoropyrimidin-4-yl, 4-methyloxazol-5-yl, 4-(hydroxymethyl)-2-methyloxazol-5-yl, 4-(methoxymethyl)-2-methyloxazol-5-yl, and cyclopropyl.

In some embodiments, the optionally substituted Cy² is selected from 2,6-dimethylpyridin-4-yl, pyridin-4-yl, 2-methylpyridin-4-yl, 1-carbamoyl-1,2,3,6-tetrahydropyridin-4-yl, 1-carbamoylpiperidin-4-yl, 2-methoxypyridin-4-yl, 2,6-dimethylpyridin-4-yl-1-oxide, 1-ethyl-6-oxo-1,6-dihydropyridin-3-yl, 3-methylpyridin-4-yl, 3-fluoropyridin-4-yl, 3-chloropyridin-4-yl, 3-methoxypyridin-4-yl, 3-cyanopyridin-4-yl, 4-carbamoylphenyl, pyrazolo[1,5-*a*]pyridin-3-yl, 5-methyl-1H-pyrazol-4-yl, 1-ethyl-1H-pyrazol-5-yl, 1-isopropyl-1H-pyrazol-5-yl, 1-propyl-1H-pyrazol-5-yl, pyrimidin-4-yl, 2,3-dihydro-[1,4]dioxino[2,3-*b*]pyridin-8-yl, and cyclopropyl.

In some embodiments, R¹ is selected from H, D, C₁₋₆ alkyl, C₁₋₆ haloalkyl, C₂₋₆ alkenyl, C₂₋₆ alkynyl, C₆₋₁₄ aryl, C₃₋₁₄ cycloalkyl, 5-14 membered heteroaryl, 4-14 membered heterocycloalkyl, C₆₋₁₄ aryl-C₁₋₆ alkyl-, C₃₋₁₄ cycloalkyl-C₁₋₆ alkyl-, (5-14 membered heteroaryl)-C₁₋₆ alkyl-, (4-14 membered heterocycloalkyl)-C₁₋₆ alkyl-, OR^{a1}, C(O)R^{b1}, C(O)NR^{c1}R^{d1}, C(O)OR^{a1}, C(=NR^{e1})R^{b1}, C(=NR^{e1})NR^{c1}R^{d1}, S(O)R^{b1}, S(O)NR^{c1}R^{d1}, S(O)₂R^{b1} and S(O)₂NR^{c1}R^{d1}, wherein the C₂₋₆ alkenyl, C₂₋₆ alkynyl, C₆₋₁₄ aryl, C₃₋₁₄ cycloalkyl, 5-14 membered heteroaryl, 4-14 membered heterocycloalkyl, C₆₋₁₄ aryl-C₁₋₆ alkyl-, C₃₋₁₄ cycloalkyl-C₁₋₆ alkyl-, (5-14 membered heteroaryl)-C₁₋₆ alkyl-, and (4-14 membered heterocycloalkyl)-C₁₋₆ alkyl- of R¹ are each optionally substituted with 1, 2, 3, 4, 5, 6, 7, or 8 independently selected R^B substituents.

In some embodiments, R¹ is selected from H, D, C₁₋₆ alkyl, C₁₋₆ haloalkyl, C₂₋₆ alkenyl, C₂₋₆ alkynyl, C₆₋₁₄ aryl, C₃₋₁₄ cycloalkyl, 5-8 membered heteroaryl, 4-14 membered heterocycloalkyl, C₆₋₁₄ aryl-C₁₋₆ alkyl-, C₃₋₁₄ cycloalkyl-C₁₋₆ alkyl-, (5-8 membered heteroaryl)-C₁₋₆ alkyl-, (4-14 membered heterocycloalkyl)-C₁₋₆ alkyl-, OR^{a1}, C(O)R^{b1}, C(O)NR^{c1}R^{d1}, C(O)OR^{a1}, C(=NR^{e1})R^{b1}, C(=NR^{e1})NR^{c1}R^{d1}, S(O)R^{b1}, S(O)NR^{c1}R^{d1}, S(O)₂R^{b1} and S(O)₂NR^{c1}R^{d1}, wherein the C₂₋₆ alkenyl, C₂₋₆ alkynyl, C₆₋₁₄ aryl, C₃₋₁₄ cycloalkyl, 5-8 membered heteroaryl, 4-14 membered heterocycloalkyl, C₆₋₁₄ aryl-C₁₋₆ alkyl-, C₃₋₁₄ cycloalkyl-C₁₋₆ alkyl-, (5-8 membered heteroaryl)-C₁₋₆ alkyl-, and (4-14 membered heterocycloalkyl)-C₁₋₆

2022283611 05 Dec 2022

alkyl- of R^1 are each optionally substituted with 1, 2, 3, 4, 5, 6, 7, or 8 independently selected R^B substituents.

In some embodiments, R^1 is selected from H, C_{1-6} alkyl, and 5-8 membered heteroaryl, wherein the 5-8 membered heteroaryl is optionally substituted by 1 or 2

5 independently selected R^B substituents.

In some embodiments, R^1 is H, C_{1-6} alkyl, or a 5-8 membered heteroaryl

In some embodiments, R^1 is H or C_{1-6} alkyl.

In some embodiments, R^1 is H or C_{1-3} alkyl.

In some embodiments, R^1 is H, ethyl, or nicotinonitrile.

10 In some embodiments, R^1 is H or ethyl.

In some embodiments, R^1 is H.

In some embodiments, R^1 is 5-8 membered heteroaryl which is optionally substituted by 1 or 2 independently selected R^B substituents.

In some embodiments, R^1 is 5-8 membered heteroaryl.

15 In some embodiments, R^1 is pyridyl which is optionally substituted by 1 or 2 R^B substituents.

In some embodiments, R^1 is pyridyl which is optionally substituted by cyano.

In some embodiments, R^1 is nicotinonitrile.

In some embodiments, R^1 is 3-cyanopyridyl.

20 In some embodiments, R^2 is selected from halo, C_{1-6} alkyl, C_{1-6} haloalkyl, C_{2-6} alkenyl, C_{2-6} alkynyl, C_{6-14} aryl, C_{3-14} cycloalkyl, 5-14 membered heteroaryl, 4-14 membered heterocycloalkyl, C_{6-14} aryl- C_{1-6} alkyl-, C_{3-14} cycloalkyl- C_{1-6} alkyl-, (5-14 membered heteroaryl)- C_{1-6} alkyl-, (4-14 membered heterocycloalkyl)- C_{1-6} alkyl-, CN, NO_2 , OR^{a2} , SR^{a2} , $NHOR^{a2}$, $C(O)R^{b2}$, $C(O)NR^{c2}R^{d2}$, $C(O)NR^{c2}(OR^{a2})$, $C(O)OR^{a2}$, $OC(O)R^{b2}$, $OC(O)NR^{c2}R^{d2}$, $NR^{c2}R^{d2}$, $NR^{c2}NR^{c2}R^{d2}$, $NR^{c2}C(O)R^{b2}$, $NR^{c2}C(O)OR^{a2}$, $NR^{c2}C(O)NR^{c2}R^{d2}$, $C(=NR^{e2})R^{b2}$, $C(=NR^{e2})NR^{c2}R^{d2}$, $NR^{c2}C(=NR^{e2})NR^{c2}R^{d2}$, $NR^{c2}C(=NR^{e2})R^{b2}$, $NR^{c2}S(O)NR^{c2}R^{d2}$, $NR^{c2}S(O)R^{b2}$, $NR^{c2}S(O)_2R^{b2}$, $NR^{c2}S(O)(=NR^{e2})R^{b2}$, $NR^{c2}S(O)_2NR^{c2}R^{d2}$, $S(O)R^{b2}$, $S(O)NR^{c2}R^{d2}$, $S(O)_2R^{b2}$, $S(O)_2NR^{c2}R^{d2}$, $OS(O)(=NR^{e2})R^{b2}$, $OS(O)_2R^{b2}$, SF_5 , $P(O)R^{f2}R^{g2}$, $OP(O)(OR^{h2})(OR^{i2})$, $P(O)(OR^{h2})(OR^{i2})$, and $BR^{j2}R^{k2}$, wherein the C_{1-6} alkyl, C_{2-6} alkenyl, C_{2-6} alkynyl, C_{6-14} aryl, C_{3-14} cycloalkyl, 5-14 membered heteroaryl, 4-14 membered heterocycloalkyl, C_{6-14} aryl- C_{1-6} alkyl-, C_{3-14} cycloalkyl- C_{1-6} alkyl-, (5-14 membered heteroaryl)- C_{1-6} alkyl-, and (4-14 membered heterocycloalkyl)- C_{1-6} alkyl- are each optionally substituted with 1, 2, 3, 4, 5, 6, 7, or 8 independently selected R^C substituents; and

2022283611 05 Dec 2022

wherein the C₁₋₆ alkyl is substituted with 1, 2, 3, 4, 5, 6, 7, or 8 independently selected R^C substituents.

In some embodiments, R² is selected from C₁₋₆ alkyl, C₆₋₁₄ aryl, C₃₋₁₄ cycloalkyl, 5-14 membered heteroaryl, 4-14 membered heterocycloalkyl, C₆₋₁₄ aryl-C₁₋₆ alkyl-, C₃₋₁₄ cycloalkyl-C₁₋₆ alkyl-, (5-14 membered heteroaryl)-C₁₋₆ alkyl-, (4-14 membered heterocycloalkyl)-C₁₋₆ alkyl-, C(O)R^{b2}, C(O)NR^{c2}R^{d2}, C(O)OR^{a2}, and NR^{c2}R^{d2}, wherein the C₆₋₁₄ aryl, C₃₋₁₄ cycloalkyl, 5-14 membered heteroaryl, 4-14 membered heterocycloalkyl, C₆₋₁₄ aryl-C₁₋₆ alkyl-, C₃₋₁₄ cycloalkyl-C₁₋₆ alkyl-, (5-14 membered heteroaryl)-C₁₋₆ alkyl-, and (4-14 membered heterocycloalkyl)-C₁₋₆ alkyl- are each optionally substituted with 1, 2, 3, 4, or 5 independently selected R^C substituents; and

wherein the C₁₋₆ alkyl is substituted with 1, 2, 3, 4, or 5 independently selected R^C substituents.

In some embodiments, R² is selected from C₆₋₁₄ aryl, C₃₋₁₄ cycloalkyl, 5-14 membered heteroaryl, 4-14 membered heterocycloalkyl, C₆₋₁₄ aryl-C₁₋₆ alkyl-, C₃₋₁₄ cycloalkyl-C₁₋₆ alkyl-, (5-14 membered heteroaryl)-C₁₋₆ alkyl-, (4-14 membered heterocycloalkyl)-C₁₋₆ alkyl-, C(O)R^{b2}, C(O)NR^{c2}R^{d2}, C(O)OR^{a2}, and NR^{c2}R^{d2}, wherein the C₆₋₁₄ aryl, C₃₋₁₄ cycloalkyl, 5-14 membered heteroaryl, 4-14 membered heterocycloalkyl, C₆₋₁₄ aryl-C₁₋₆ alkyl-, C₃₋₁₄ cycloalkyl-C₁₋₆ alkyl-, (5-14 membered heteroaryl)-C₁₋₆ alkyl-, and (4-14 membered heterocycloalkyl)-C₁₋₆ alkyl- are each optionally substituted with 1, 2, 3, 4, or 5 independently selected R^C substituents.

In some embodiments, R² is selected from C₆₋₁₄ aryl, C₃₋₁₄ cycloalkyl, 5-14 membered heteroaryl, 4-14 membered heterocycloalkyl, C₆₋₁₄ aryl-C₁₋₆ alkyl-, C₃₋₁₄ cycloalkyl-C₁₋₆ alkyl-, (5-14 membered heteroaryl)-C₁₋₆ alkyl-, and (4-14 membered heterocycloalkyl)-C₁₋₆ alkyl-, wherein the C₆₋₁₄ aryl, C₃₋₁₄ cycloalkyl, 5-14 membered heteroaryl, 4-14 membered heterocycloalkyl, C₆₋₁₄ aryl-C₁₋₆ alkyl-, C₃₋₁₄ cycloalkyl-C₁₋₆ alkyl-, (5-14 membered heteroaryl)-C₁₋₆ alkyl-, and (4-14 membered heterocycloalkyl)-C₁₋₆ alkyl- are each optionally substituted with 1, 2, 3, 4, or 5 independently selected R^C substituents.

In some embodiments, R² is selected from H, C₁₋₆ alkyl, C₃₋₁₄ cycloalkyl, C₆₋₁₄ aryl, 5-14 membered heteroaryl, 4-14 membered heterocycloalkyl, C₆₋₁₄ aryl-C₁₋₆ alkyl-, C₃₋₁₄ cycloalkyl-C₁₋₆ alkyl-, (5-14 membered heteroaryl)-C₁₋₆ alkyl-, (4-14 membered heterocycloalkyl)-C₁₋₆ alkyl-, NR^{c2}R^{d2}, C(O)R^{b2}, C(O)NR^{c2}R^{d2}, and C(O)OR^{a2}, wherein the C₁₋₆ alkyl, C₃₋₁₄ cycloalkyl, C₆₋₁₄ aryl, 5-14 membered heteroaryl, 4-14 membered heterocycloalkyl, C₆₋₁₄ aryl-C₁₋₆ alkyl-, C₃₋₁₄ cycloalkyl-C₁₋₆ alkyl-, (5-14 membered

2022283611 05 Dec 2022

heteroaryl)-C₁₋₆ alkyl-, and (4-14 membered heterocycloalkyl)-C₁₋₆ alkyl- are each optionally substituted with 1, 2, or 3 independently selected R^C substituents.

In some embodiments, R² is selected from H, C₁₋₆ alkyl, C₆₋₁₄ aryl, C₃₋₁₄ cycloalkyl, 5-14 membered heteroaryl, 4-14 membered heterocycloalkyl, C₆₋₁₄ aryl-C₁₋₆ alkyl-, C₃₋₁₄ cycloalkyl-C₁₋₆ alkyl-, (5-14 membered heteroaryl)-C₁₋₆ alkyl-, (4-14 membered heterocycloalkyl)-C₁₋₆ alkyl-, OR^{a2}, NR^{c2}R^{d2}, C(O)R^{b2}, C(O)NR^{c2}R^{d2}, and C(O)OR^{a2}, wherein the C₁₋₆ alkyl, C₆₋₁₄ aryl, C₃₋₁₄ cycloalkyl, 5-14 membered heteroaryl, 4-14 membered heterocycloalkyl, C₆₋₁₄ aryl-C₁₋₆ alkyl-, C₃₋₁₄ cycloalkyl-C₁₋₆ alkyl-, (5-14 membered heteroaryl)-C₁₋₆ alkyl-, and (4-14 membered heterocycloalkyl)-C₁₋₆ alkyl-, are each optionally substituted with 1, 2, or 3 independently selected R^C substituents.

In some embodiments, R² is selected from H, C₁₋₆ alkyl, C₆₋₁₄ aryl, 5-14 membered heteroaryl, 4-14 membered heterocycloalkyl, C₆₋₁₄ aryl-C₁₋₆ alkyl-, (5-14 membered heteroaryl)-C₁₋₆ alkyl-, (4-14 membered heterocycloalkyl)-C₁₋₆ alkyl-, NR^{c2}R^{d2}, C(O)R^{b2}, C(O)NR^{c2}R^{d2}, and C(O)OR^{a2}, wherein the C₁₋₆ alkyl, C₆₋₁₄ aryl, 5-14 membered heteroaryl, 4-14 membered heterocycloalkyl, C₆₋₁₄ aryl-C₁₋₆ alkyl-, (5-14 membered heteroaryl)-C₁₋₆ alkyl-, and (4-14 membered heterocycloalkyl)-C₁₋₆ alkyl- are each optionally substituted with 1, 2, or 3 independently selected R^C substituents.

In some embodiments, R² is selected from H, C₁₋₆ alkyl, C₆₋₁₄ aryl, C₃₋₁₄ cycloalkyl, 5-14 membered heteroaryl, 4-14 membered heterocycloalkyl, C₆₋₁₄ aryl-C₁₋₆ alkyl-, C₃₋₁₄ cycloalkyl-C₁₋₆ alkyl-, (5-14 membered heteroaryl)-C₁₋₆ alkyl-, (4-14 membered heterocycloalkyl)-C₁₋₆ alkyl-, OR^{a2}, NR^{c2}R^{d2}, C(O)R^{b2}, C(O)NR^{c2}R^{d2}, and C(O)OR^{a2}, wherein the C₁₋₆ alkyl, C₆₋₁₄ aryl, C₃₋₁₄ cycloalkyl, 5-14 membered heteroaryl, 4-14 membered heterocycloalkyl, C₆₋₁₄ aryl-C₁₋₆ alkyl-, C₃₋₁₄ cycloalkyl-C₁₋₆ alkyl-, (5-14 membered heteroaryl)-C₁₋₆ alkyl-, and (4-14 membered heterocycloalkyl)-C₁₋₆ alkyl-, are each substituted with 1, 2, or 3 independently selected R^C substituents.

In some embodiments, R² is selected from H, C₁₋₆ alkyl, C₆₋₁₄ aryl, C₃₋₁₄ cycloalkyl, 5-14 membered heteroaryl, 4-14 membered heterocycloalkyl, C₆₋₁₄ aryl-C₁₋₆ alkyl-, C₃₋₁₄ cycloalkyl-C₁₋₆ alkyl-, (5-14 membered heteroaryl)-C₁₋₆ alkyl-, (4-14 membered heterocycloalkyl)-C₁₋₆ alkyl-, NR^{c2}R^{d2}, C(O)R^{b2}, C(O)NR^{c2}R^{d2}, and C(O)OR^{a2}, wherein the C₁₋₆ alkyl, C₆₋₁₄ aryl, C₃₋₁₄ cycloalkyl, 5-14 membered heteroaryl, 4-14 membered heterocycloalkyl, C₆₋₁₄ aryl-C₁₋₆ alkyl-, C₃₋₁₄ cycloalkyl-C₁₋₆ alkyl-, (5-14 membered heteroaryl)-C₁₋₆ alkyl-, and (4-14 membered heterocycloalkyl)-C₁₋₆ alkyl- are each substituted with 1, 2, or 3 independently selected R^C substituents.

2022283611 05 Dec 2022

In some embodiments, R^2 is selected from H, C_{6-14} aryl, 5-14 membered heteroaryl, $C(O)R^{b2}$, $C(O)NR^{c2}R^{d2}$, and $C(O)OR^{a2}$, wherein the C_{6-14} aryl and 5-14 membered heteroaryl are each optionally substituted with 1, 2, or 3 independently selected R^C substituents.

In some embodiments, R^2 is selected from H, C_{1-6} alkyl, phenyl, 5-6 membered heteroaryl, 4-10 membered heterocycloalkyl, C_{6-10} aryl- C_{1-6} alkyl-, (5-10 membered heteroaryl)- C_{1-6} alkyl-, (4-10 membered heterocycloalkyl)- C_{1-6} alkyl-, $NR^{c2}R^{d2}$, $C(O)R^{b2}$, $C(O)NR^{c2}R^{d2}$, and $C(O)OR^{a2}$, wherein the C_{1-6} alkyl, phenyl, 5-6 membered heteroaryl, 4-10 membered heterocycloalkyl, C_{6-10} aryl- C_{1-6} alkyl-, (5-10 membered heteroaryl)- C_{1-6} alkyl-, and (4-10 membered heterocycloalkyl)- C_{1-6} alkyl- are each optionally substituted with 1 or 2 independently selected R^C substituents. In some embodiments, R^2 is selected from H, phenyl, 5-6 membered heteroaryl, $C(O)R^{b2}$, $C(O)NR^{c2}R^{d2}$, and $C(O)OR^{a2}$, wherein the phenyl and 5-6 membered heteroaryl are each optionally substituted with 1 or 2 independently selected R^C substituents.

In some embodiments, R^2 is selected from H, $C(O)OEt$, $CONH_2$, and $C(O)NHEt$.

In some embodiments, R^2 selected from phenyl and 5-6 membered heteroaryl, each of which is optionally substituted with $C(OMe)$.

In some embodiments, the optionally substituted R^2 is selected from pyridinylmethyl, hydroxy(phenyl)methyl, hydroxyethylamino(phenyl)ethyl, cyclohexylmethyl, fluorobenzyl, hydroxy(fluorophenyl)methyl, (methylpyridinyl)methyl, (fluoropyridinyl)methyl, (trifluoromethylpyridinyl)methyl, ((hydroxymethyl)pyridinyl)methyl, (methoxypyridinyl)methyl, (methylpyrazolyl)benzyl, (methylpyrazolyl)methyl, benzoisoxazolylmethyl, (methylindazolyl)methyl, (hydroxyazetidyl)methyl, benzoyl, phenylcyclopropyl, (cyano(phenyl)methyl)amino, tetrahydrofuranlyl, phenyl(pyridinyl)oxy)methyl, fluoro((fluorohydroxypyrrolidinyl)methyl)benzyl, ((carboxypiperidinyl)methyl)fluorobenzyl, fluoro((N-methylmethylsulfonamido)methyl)benzyl, ((dioximidazolidinyl)methyl)fluorobenzyl, (difluorophenyl)(hydroxy)methyl, (pyridinyl-1H-tetrazolyl)methyl, (pyrazolyl-1H-tetrazolyl)methyl, (thiazolyl-1H-tetrazolyl)methyl, (methyltrifluoromethylpyrazolyl)methyl, ((1,1-dioxidoisothiazolidinyl)methyl)fluorobenzyl, ((methyl-2,5-dioximidazolidinyl)methyl)benzyl, and (cyanophenoxy)methyl.

In some embodiments, the optionally substituted R^2 is selected from pyridinylmethyl, hydroxy(phenyl)methyl, hydroxyethylamino(phenyl)ethyl, cyclohexylmethyl, fluorobenzyl, hydroxy(fluorophenyl)methyl, (methylpyridinyl)methyl, (fluoropyridinyl)methyl, (methoxypyridinyl)methyl, (methylpyrazolyl)benzyl, benzoisoxazolylmethyl,

2022283611 05 Dec 2022

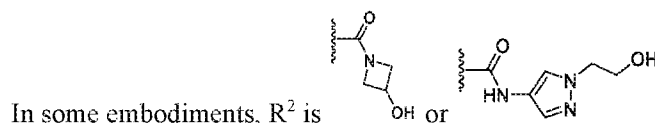
(methylindazolyl)methyl, (hydroxyazetidyl)methyl, benzoyl, phenylcyclopropyl, (cyano(phenyl)methyl)amino, tetrahydrofuranyl, phenyl(pyridinyloxy)methyl, fluoro((fluorohydroxypyrrolidinyl)methyl)benzyl, ((carboxypiperidinyl)methyl)fluorobenzyl, fluoro((N-methylmethylsulfonamido)methyl)benzyl,

5 ((dioximidazolidinyl)methyl)fluorobenzyl, and (difluorophenyl)(hydroxy)methyl.

In some embodiments, R^2 is selected from pyridinylmethyl, hydroxy(phenyl)methyl, hydroxyethylamino(phenyl)ethyl, cyclohexylmethyl, fluorobenzyl,

hydroxy(fluorophenyl)methyl, (methylpyridinyl)methyl, (fluoropyridinyl)methyl, (methoxypyridinyl)methyl, (methylpyrazolyl)benzyl, benzoisoxazolylmethyl,

10 (methylindazolyl)methyl, (hydroxyazetidyl)methyl, benzoyl, phenylcyclopropyl, (cyano(phenyl)methyl)amino, tetrahydrofuranyl, and phenyl(pyridinyloxy)methyl.



In some embodiments, R^2 is selected from pyridin-2-ylmethyl,

hydroxy(phenyl)methyl, (2-hydroxyethylamino)(phenyl)methyl, cyclohexylmethyl, 2-

15 fluorobenzyl, (2-fluorophenyl)(hydroxy)methyl, (6-methylpyridin-2-yl)methyl, (3-

fluoropyridin-2-yl)methyl, (3-methoxypyridin-2-yl)methyl, 2-(1-methyl-1H-pyrazol-4-yl)benzyl, benzo[d]isoxazol-3-ylmethyl, (1-methyl-1H-indazol-3-yl)methyl, (3-

hydroxyazetidin-1-yl)methyl, benzoyl, 1-phenylcyclopropyl, (cyano(phenyl)methyl)amino,

tetrahydrofuran-3-yl, phenyl(pyridin-2-yloxy)methyl, 2-fluoro-6-(((3R,4R)-3-fluoro-4-

20 hydroxypyrrolidin-1-yl)methyl)benzyl, 2-((4-carboxypiperidin-1-yl)methyl)-6-fluorobenzyl,

2-fluoro-6-((N-methylmethylsulfonamido)methyl)benzyl, 2-((2,5-dioximidazolidin-1-yl)methyl)-6-fluorobenzyl, (2,6-difluorophenyl)(hydroxy)methyl, (5-(pyridin-2-yl)-1H-

tetrazol-1-yl)methyl, (5-(1H-pyrazol-1-yl)-1H-tetrazol-1-yl)methyl, (5-(thiazol-4-yl)-1H-

tetrazol-1-yl)methyl, (5-methyl-3-(trifluoromethyl)-1H-pyrazol-1-yl)methyl, (3-

25 methylpyridin-2-yl)methyl, 2-((1,1-dioxidoisothiazolidin-2-yl)methyl)-6-fluorobenzyl, 2-

fluoro-6-((3-methyl-2,5-dioximidazolidin-1-yl)methyl)benzyl, (6-(trifluoromethyl)pyridin-2-

yl)methyl, (3-(hydroxymethyl)pyridin-2-yl)methyl, (1-methyl-1H-pyrazol-3-yl)methyl, and

(2-cyanophenoxy)methyl, (3-methylpyridin-2-yl)methoxy, (6-methylpyridin-2-yl)methoxy,

and ((3-methylpyridin-2-yl)methyl)amino.

30 In some embodiments, R^2 is selected from pyridin-2-ylmethyl,

hydroxy(phenyl)methyl, (2-hydroxyethylamino)(phenyl)methyl, cyclohexylmethyl, 2-

fluorobenzyl, (2-fluorophenyl)(hydroxy)methyl, (6-methylpyridin-2-yl)methyl, (3-

2022283611 05 Dec 2022

fluoropyridin-2-yl)methyl, (3-methoxypyridin-2-yl)methyl, 2-(1-methyl-1H-pyrazol-4-yl)benzyl, benzo[d]isoxazol-3-yl)methyl, (1-methyl-1H-indazol-3-yl)methyl, (3-hydroxyazetidin-1-yl)methyl, benzoyl, 1-phenylcyclopropyl, (cyano(phenyl)methyl)amino, tetrahydrofuran-3-yl, phenyl(pyridin-2-yloxy)methyl, 2-fluoro-6-(((3R,4R)-3-fluoro-4-hydroxypyrrolidin-1-yl)methyl)benzyl, 2-((4-carboxypiperidin-1-yl)methyl)-6-fluorobenzyl, 2-fluoro-6-((N-methylmethylsulfonamido)methyl)benzyl, 2-((2,5-dioxoimidazolidin-1-yl)methyl)-6-fluorobenzyl, and (2,6-difluorophenyl)(hydroxy)methyl.

In some embodiments, R^2 is selected from pyridin-2-yl)methyl, hydroxy(phenyl)methyl, 2-hydroxyethylamino(phenyl)methyl, cyclohexylmethyl, 2-fluorobenzyl, 2-fluorophenyl(hydroxy)methyl, 6-methylpyridin-2-yl)methyl, 3-fluoropyridin-2-yl)methyl, 3-methoxypyridin-2-yl)methyl, 2-(1-methyl-1H-pyrazol-4-yl)benzyl, benzo[d]isoxazol-3-yl)methyl, 1-methyl-1H-indazol-3-yl)methyl, 3-hydroxyazetidin-1-yl)methyl, benzoyl, 1-phenylcyclopropyl, (cyano(phenyl)methyl)amino, tetrahydrofuran-3-yl, and phenyl(pyridin-2-yloxy)methyl.

In some embodiments, R^{a2} is selected from H and C_{1-6} alkyl, wherein the C_{1-6} alkyl is optionally substituted 1, 2, or 3 independently selected R^H substituents.

In some embodiments, R^{b2} is selected from H, C_{1-6} alkyl, C_{6-14} aryl, and 4-14 membered heterocycloalkyl, wherein the C_{1-6} alkyl, C_{6-14} aryl, and 4-14 membered heterocycloalkyl are each optionally substituted with 1, 2, or 3 independently selected R^G substituents.

In some embodiments, R^{c2} and R^{d2} are each independently selected from H, C_{1-6} alkyl, 5-14 membered heteroaryl, and C_{6-14} aryl- C_{1-6} alkyl-, wherein the C_{1-6} alkyl, 5-14 membered heteroaryl, and C_{6-14} aryl- C_{1-6} alkyl- are each optionally substituted with 1, 2, or 3 independently selected R^G substituents.

In some embodiments, each R^G is independently selected from CN, OR^{a4} , and C_{1-6} alkyl, wherein the C_{1-6} alkyl is optionally substituted 1, 2, or 3 independently selected R^H substituents.

In some embodiments, each R^C is independently selected from halo, C_{1-6} alkyl, C_{6-14} aryl, 5-14 membered heteroaryl, (4-14 membered heterocycloalkyl)- C_{1-6} alkyl-, OR^{a4} , $C(O)OR^{a4}$, and $NR^{c4}R^{d4}$, wherein the C_{1-6} alkyl, 5-14 membered heteroaryl, and (4-14 membered heterocycloalkyl)- C_{1-6} alkyl- are optionally substituted with 1, 2, or 3 independently selected R^H substituents.

In some embodiments, each R^C is independently selected from halo, C_{1-6} alkyl, C_{6-14} aryl, 5-14 membered heteroaryl, (4-14 membered heterocycloalkyl)- C_{1-6} alkyl-, OR^{a4} ,

$C(O)OR^{a4}$, and $NR^{c4}R^{d4}$, wherein the C_{1-6} alkyl, 5-14 membered heteroaryl, and (4-14 membered heterocycloalkyl)- C_{1-6} alkyl- are substituted with 1, 2, or 3 independently selected R^H substituents.

In some embodiments, R^{a4} is selected from H, C_{1-6} alkyl, C_{6-14} aryl, and 5-14 membered heteroaryl.

In some embodiments, each R^{c4} and R^{d4} are independently selected from H and C_{1-6} alkyl, wherein the C_{1-6} alkyl is optionally substituted by 1, 2, or 3 independently selected R^H substituents.

In some embodiments, each R^H is independently selected from halo, oxo, C_{1-6} alkyl, C_{1-6} haloalkyl, OR^{a5} , $C(O)OR^{a5}$, and $NR^{c5}S(O)_2R^{b5}$.

In some embodiments, each R^{a5} , and R^{c5} is selected from H and C_{1-6} alkyl.

In some embodiments, R^{b5} is selected from H and C_{1-6} alkyl.

In some embodiments, R^3 is selected from H, D, halo, oxo, C_{1-6} alkyl, C_{1-6} haloalkyl, C_{2-6} alkenyl, C_{2-6} alkynyl, C_{6-14} aryl, C_{3-14} cycloalkyl, 5-14 membered heteroaryl, 4-14 membered heterocycloalkyl, C_{6-14} aryl- C_{1-6} alkyl-, C_{3-14} cycloalkyl- C_{1-6} alkyl-, (5-14 membered heteroaryl)- C_{1-6} alkyl-, (4-14 membered heterocycloalkyl)- C_{1-6} alkyl-, CN, NO_2 , OR^{a3} , SR^{a3} , $NHOR^{a3}$, $C(O)R^{b3}$, $C(O)NR^{c3}R^{d3}$, $C(O)NR^{c3}(OR^{a3})$, $C(O)OR^{a3}$, $OC(O)R^{b3}$, $OC(O)NR^{c3}R^{d3}$, $NR^{c3}NR^{c3}R^{d3}$, $NR^{c3}C(O)R^{b3}$, $NR^{c3}C(O)OR^{a3}$, $NR^{c3}C(O)NR^{c3}R^{d3}$, $C(=NR^{c3})R^{b3}$, $C(=NR^{c3})NR^{c3}R^{d3}$, $NR^{c3}C(=NR^{c3})NR^{c3}R^{d3}$, $NR^{c3}C(=NR^{c3})R^{b3}$, $NR^{c3}S(O)NR^{c3}R^{d3}$, $NR^{c3}S(O)R^{b3}$, $NR^{c3}S(O)_2R^{b3}$, $NR^{c3}S(O)(=NR^{c3})R^{b3}$, $NR^{c3}S(O)_2NR^{c3}R^{d3}$, $S(O)R^{b3}$, $S(O)NR^{c3}R^{d3}$, $S(O)_2R^{b3}$, $OS(O)(=NR^{c3})R^{b3}$, $OS(O)_2R^{b3}$, SF_5 , $P(O)R^{f3}R^{g3}$, $OP(O)(OR^{f3})(OR^{g3})$, $P(O)(OR^{f3})(OR^{g3})_2$, $B(OR^{h3})_2$ and $S(O)_2NR^{c3}R^{d3}$, wherein the C_{1-6} alkyl, C_{2-6} alkenyl, C_{2-6} alkynyl, C_{6-14} aryl, C_{3-14} cycloalkyl, 5-14 membered heteroaryl, 4-14 membered heterocycloalkyl, C_{6-14} aryl- C_{1-6} alkyl-, C_{3-14} cycloalkyl- C_{1-6} alkyl-, (5-14 membered heteroaryl)- C_{1-6} alkyl-, and (4-14 membered heterocycloalkyl)- C_{1-6} alkyl- of R^3 are each optionally substituted with 1, 2, 3, 4, 5, 6, 7, or 8 independently selected R^D substituents.

In some embodiments, R^3 is selected from H, halo, C_{1-6} alkyl, C_{1-6} haloalkyl, C_{6-14} aryl, 5-14 membered heteroaryl, CN, and OR^{a3} , wherein the C_{1-6} alkyl, C_{6-14} aryl, and 5-14 membered heteroaryl are each optionally substituted with 1, 2, or 3 independently selected R^D substituents.

In some embodiments, R^3 is selected from H, C_{1-3} alkyl, halo, CN, morpholinomethyl, 4-ethoxyphenyl, 2-hydroxyethoxy, and pyridinyl.

In some embodiments, R^3 is selected from H, methyl, bromo, CN, morpholinomethyl, 4-ethoxyphenyl, 2-hydroxyethoxy, and pyridinyl.

2022283611 05 Dec 2022

In some embodiments, X is CR³; and R¹ is H or C₁₋₆ alkyl.

In some embodiments, X is CR³; and R¹ is H or C₁₋₃ alkyl.

In some embodiments,

X is CR³;

5 R¹ is selected from H and C₁₋₆ alkyl;

R² is selected from H, D, C₆₋₁₄ aryl, 5-14 membered heteroaryl, C(O)R^{b2}, C(O)NR^{c2}R^{d2}, and C(O)OR^{a2}, wherein the C₆₋₁₄ aryl and 5-14 membered heteroaryl of R² are each optionally substituted with 1, 2, 3, or 4 independently selected R^C substituents;

10 R³ is selected from H, D, halo, C₁₋₆ alkyl, C₁₋₆ haloalkyl, C₆₋₁₄ aryl, 5-14 membered heteroaryl, CN, and OR^{a3}, wherein the C₁₋₆ alkyl, C₆₋₁₄ aryl, and 5-14 membered heteroaryl of R³ are each optionally substituted with 1, 2, 3, or 4 independently selected R^D substituents;

Cy¹ is phenyl optionally substituted with 1, 2, 3, or 4 independently selected R^M substituents, or C₁₀₋₁₄ aryl or 5-14 membered heteroaryl, wherein the C₁₀₋₁₄ aryl and 5-14 membered heteroaryl of Cy¹ is optionally substituted with 1, 2, 3, or 4 independently selected
15 R^E substituents;

Cy² is C₆₋₁₄ aryl, C₃₋₁₄ cycloalkyl, 5-14 membered heteroaryl or 4-14 membered heterocycloalkyl, wherein the C₆₋₁₄ aryl, C₃₋₁₄ cycloalkyl, 5-14 membered heteroaryl and 4-14 membered heterocycloalkyl of Cy² are each optionally substituted with 1, 2, 3, or 4 independently selected R^F substituents;

20 each R^{a2}, R^{c2}, R^{d2}, and R^{a3} is independently selected from H, C₁₋₆ alkyl, C₁₋₆ haloalkyl, C₂₋₆ alkenyl, C₂₋₆ alkynyl, C₆₋₁₄ aryl, C₃₋₁₄ cycloalkyl, 5-14 membered heteroaryl, and 4-14 membered heterocycloalkyl, wherein the C₁₋₆ alkyl, C₂₋₆ alkenyl, C₂₋₆ alkynyl, C₆₋₁₄ aryl, C₃₋₁₄ cycloalkyl, 5-14 membered heteroaryl, and 4-14 membered heterocycloalkyl of R^{a2}, R^{c2}, R^{d2}, and R^{a3} are each optionally substituted with 1, 2, 3, or 4 independently selected R^G
25 substituents;

each R^{b2} is independently selected from C₁₋₆ alkyl, C₁₋₆ haloalkyl, C₂₋₆ alkenyl, C₂₋₆ alkynyl, C₆₋₁₄ aryl, C₃₋₁₄ cycloalkyl, 5-14 membered heteroaryl, and 4-14 membered heterocycloalkyl, wherein the C₁₋₆ alkyl, C₂₋₆ alkenyl, C₂₋₆ alkynyl, C₆₋₁₄ aryl, C₃₋₁₄ cycloalkyl, 5-14 membered heteroaryl, and 4-14 membered heterocycloalkyl are each optionally
30 substituted with 1, 2, 3, or 4 independently selected R^G substituents;

each R^C, R^D, R^E, R^F, and R^G is independently selected from D, halo, oxo, C₁₋₆ alkyl, C₁₋₆ haloalkyl, C₂₋₆ alkenyl, C₂₋₆ alkynyl, C₆₋₁₄ aryl, C₃₋₁₄ cycloalkyl, 5-14 membered heteroaryl, 4-14 membered heterocycloalkyl, CN, NO₂, OR^{a4}, SR^{a4}, NHOR^{a4}, C(O)R^{b4}, C(O)NR^{c4}R^{d4}, C(O)OR^{a4}, OC(O)R^{b4}, OC(O)NR^{c4}R^{d4}, NR^{c4}R^{d4}, NR^{c4}C(O)R^{b4}, NR^{c4}C(O)OR^{a4},

2022283611 05 Dec 2022

$\text{NR}^{\text{c4}}\text{C}(\text{O})\text{NR}^{\text{c4}}\text{R}^{\text{d4}}$, $\text{C}(=\text{NR}^{\text{c4}})\text{R}^{\text{b4}}$, $\text{C}(=\text{NR}^{\text{c4}})\text{NR}^{\text{c4}}\text{R}^{\text{d4}}$, $\text{NR}^{\text{c4}}\text{C}(=\text{NR}^{\text{c4}})\text{NR}^{\text{c4}}\text{R}^{\text{d4}}$, $\text{NR}^{\text{c4}}\text{S}(\text{O})\text{R}^{\text{b4}}$, $\text{NR}^{\text{c4}}\text{S}(\text{O})_2\text{R}^{\text{b4}}$, and $\text{NR}^{\text{c4}}\text{S}(\text{O})_2\text{NR}^{\text{c4}}\text{R}^{\text{d4}}$, wherein the C_{1-6} alkyl, C_{2-6} alkenyl, C_{2-6} alkynyl, C_{6-14} aryl, C_{3-14} cycloalkyl, 5-14 membered heteroaryl, and 4-14 membered heterocycloalkyl of R^{C} , R^{D} , R^{E} , R^{F} , and R^{G} are each optionally substituted with 1, 2, 3, or 4 independently selected R^{H}

5 substituents;

each R^{M} is independently selected from D, halo, oxo, C_{1-6} alkyl, C_{1-6} haloalkyl, C_{2-6} alkenyl, C_{2-6} alkynyl, C_{6-14} aryl, C_{3-14} cycloalkyl, 5-14 membered heteroaryl, 4-14 membered heterocycloalkyl, 2-CN, 3-CN, NO_2 , OR^{a4} , SR^{a4} , NHOR^{a4} , $\text{C}(\text{O})\text{R}^{\text{b4}}$, $\text{C}(\text{O})\text{NR}^{\text{c4}}\text{R}^{\text{d4}}$, $\text{C}(\text{O})\text{OR}^{\text{a4}}$, $\text{OC}(\text{O})\text{R}^{\text{b4}}$, $\text{OC}(\text{O})\text{NR}^{\text{c4}}\text{R}^{\text{d4}}$, $\text{NR}^{\text{c4}}\text{R}^{\text{d4}}$, $\text{NR}^{\text{c4}}\text{C}(\text{O})\text{R}^{\text{b4}}$, $\text{NR}^{\text{c4}}\text{C}(\text{O})\text{OR}^{\text{a4}}$, $\text{NR}^{\text{c4}}\text{C}(\text{O})\text{NR}^{\text{c4}}\text{R}^{\text{d4}}$, $\text{C}(=\text{NR}^{\text{c4}})\text{R}^{\text{b4}}$, $\text{C}(=\text{NR}^{\text{c4}})\text{NR}^{\text{c4}}\text{R}^{\text{d4}}$, $\text{NR}^{\text{c4}}\text{C}(=\text{NR}^{\text{c4}})\text{NR}^{\text{c4}}\text{R}^{\text{d4}}$, $\text{NR}^{\text{c4}}\text{S}(\text{O})\text{R}^{\text{b4}}$, $\text{NR}^{\text{c4}}\text{S}(\text{O})_2\text{R}^{\text{b4}}$, and $\text{NR}^{\text{c4}}\text{S}(\text{O})_2\text{NR}^{\text{c4}}\text{R}^{\text{d4}}$, wherein the C_{1-6} alkyl, C_{2-6} alkenyl, C_{2-6} alkynyl, C_{6-14} aryl, C_{3-14} cycloalkyl, 5-14 membered heteroaryl, and 4-14 membered heterocycloalkyl of R^{M} are each optionally substituted with 1, 2, 3, or 4 independently selected R^{H} substituents;

each R^{a4} , R^{c4} , and R^{d4} is independently selected from H, C_{1-6} alkyl, C_{1-6} haloalkyl, C_{2-6} alkenyl, C_{2-6} alkynyl, C_{6-14} aryl, C_{3-14} cycloalkyl, 5-14 membered heteroaryl, and 4-14 membered heterocycloalkyl, wherein the C_{1-6} alkyl, C_{2-6} alkenyl, C_{2-6} alkynyl, C_{6-14} aryl, C_{3-14} cycloalkyl, 5-14 membered heteroaryl, and 4-14 membered heterocycloalkyl of R^{a4} , R^{c4} , and R^{d4} are each optionally substituted with 1, 2, 3, or 4 independently selected R^{H} substituents;

each R^{b4} is independently selected from C_{1-6} alkyl, C_{1-6} haloalkyl, C_{2-6} alkenyl, C_{2-6} alkynyl, C_{6-14} aryl, C_{3-14} cycloalkyl, 5-14 membered heteroaryl, and 4-14 membered heterocycloalkyl, wherein the C_{1-6} alkyl, C_{2-6} alkenyl, C_{2-6} alkynyl, C_{6-14} aryl, C_{3-14} cycloalkyl, 5-14 membered heteroaryl, and 4-14 membered heterocycloalkyl are each optionally substituted with 1, 2, 3, or 4 independently selected R^{H} substituents;

each R^{e4} is independently selected from H, OH, CN, C_{1-6} alkyl, C_{1-6} alkoxy, C_{1-6} haloalkyl, and C_{1-6} haloalkoxy;

each R^{I} is independently selected from D, halo, oxo, C_{1-6} alkyl, C_{1-6} haloalkyl, C_{2-6} alkenyl, C_{2-6} alkynyl, C_{6-14} aryl, C_{3-14} cycloalkyl, 5-14 membered heteroaryl, 4-14 membered heterocycloalkyl, CN, NO_2 , OR^{a5} , SR^{a5} , NHOR^{a5} , $\text{C}(\text{O})\text{R}^{\text{b5}}$, $\text{C}(\text{O})\text{NR}^{\text{c5}}\text{R}^{\text{d5}}$, $\text{C}(\text{O})\text{OR}^{\text{a5}}$, $\text{OC}(\text{O})\text{R}^{\text{b5}}$, $\text{OC}(\text{O})\text{NR}^{\text{c5}}\text{R}^{\text{d5}}$, $\text{NR}^{\text{c5}}\text{R}^{\text{d5}}$, $\text{NR}^{\text{c5}}\text{C}(\text{O})\text{R}^{\text{b5}}$, $\text{NR}^{\text{c5}}\text{C}(\text{O})\text{OR}^{\text{a5}}$, $\text{NR}^{\text{c5}}\text{C}(\text{O})\text{NR}^{\text{c5}}\text{R}^{\text{d5}}$, $\text{C}(=\text{NR}^{\text{c5}})\text{R}^{\text{b5}}$, $\text{C}(=\text{NR}^{\text{c5}})\text{NR}^{\text{c5}}\text{R}^{\text{d5}}$, $\text{NR}^{\text{c5}}\text{C}(=\text{NR}^{\text{c5}})\text{NR}^{\text{c5}}\text{R}^{\text{d5}}$, $\text{NR}^{\text{c5}}\text{S}(\text{O})\text{R}^{\text{b5}}$, $\text{NR}^{\text{c5}}\text{S}(\text{O})_2\text{R}^{\text{b5}}$, and $\text{NR}^{\text{c5}}\text{S}(\text{O})_2\text{NR}^{\text{c5}}\text{R}^{\text{d5}}$, wherein the C_{1-6} alkyl, C_{2-6} alkenyl, C_{2-6} alkynyl, C_{6-14} aryl, C_{3-14} cycloalkyl, 5-14 membered heteroaryl, 4-14 membered heterocycloalkyl, of R^{I} are each optionally substituted with 1, 2, 3, or 4 independently selected R^{I} substituents;

2022283611 05 Dec 2022

- each R^{a5} , R^{c5} , and R^{d5} is independently selected from H, C_{1-6} alkyl, C_{1-6} haloalkyl, C_{2-6} alkenyl, C_{2-6} alkynyl, C_{6-14} aryl, C_{3-14} cycloalkyl, 5-14 membered heteroaryl, and 4-14 membered heterocycloalkyl, wherein the C_{1-6} alkyl, C_{2-6} alkenyl, C_{2-6} alkynyl, C_{6-14} aryl, C_{3-14} cycloalkyl, 5-14 membered heteroaryl, and 4-14 membered heterocycloalkyl of R^{a4} , R^{c4} , and R^{d4} are each optionally substituted with 1, 2, 3, or 4 independently selected R^1 substituents;
- each R^{b5} is independently selected from C_{1-6} alkyl, C_{1-6} haloalkyl, C_{2-6} alkenyl, C_{2-6} alkynyl, C_{6-14} aryl, C_{3-14} cycloalkyl, 5-14 membered heteroaryl, and 4-14 membered heterocycloalkyl, wherein the C_{1-6} alkyl, C_{2-6} alkenyl, C_{2-6} alkynyl, C_{6-14} aryl, C_{3-14} cycloalkyl, 5-14 membered heteroaryl, and 4-14 membered heterocycloalkyl are each optionally substituted with 1, 2, 3, or 4 independently selected R^1 substituents;
- each R^{e5} is independently selected from H, OH, CN, C_{1-6} alkyl, C_{1-6} alkoxy, C_{1-6} haloalkyl, and C_{1-6} haloalkoxy;
- each R^1 is independently selected from D, halo, oxo, C_{1-6} alkyl, C_{1-6} haloalkyl, C_{2-6} alkenyl, C_{2-6} alkynyl, C_{6-14} aryl, C_{3-14} cycloalkyl, 5-14 membered heteroaryl, 4-14 membered heterocycloalkyl, CN, NO_2 , OR^{a6} , SR^{a6} , $NHOR^{a6}$, $C(O)R^{b6}$, $C(O)NR^{c6}R^{d6}$, $C(O)OR^{a6}$, $OC(O)R^{b6}$, $OC(O)NR^{c6}R^{d6}$, $NR^{c6}R^{d6}$, $NR^{c6}C(O)R^{b6}$, $NR^{c6}C(O)OR^{a6}$, $NR^{c6}C(O)NR^{c6}R^{d6}$, $C(=NR^{e6})R^{b6}$, $C(=NR^{e6})NR^{c6}R^{d6}$, $NR^{c6}C(=NR^{e6})NR^{c6}R^{d6}$, $NR^{c6}S(O)R^{b6}$, $NR^{c6}S(O)_2R^{b6}$, and $NR^{c6}S(O)_2NR^{c6}R^{d6}$, wherein the C_{1-6} alkyl, C_{2-6} alkenyl, C_{2-6} alkynyl, C_{6-14} aryl, C_{3-14} cycloalkyl, 5-14 membered heteroaryl, 4-14 membered heterocycloalkyl, of R^H are each optionally substituted with 1, 2, 3, or 4 independently selected R^J substituents;
- each R^{a6} , R^{c6} , and R^{d6} is independently selected from H, C_{1-6} alkyl, C_{1-6} haloalkyl, C_{2-6} alkenyl, C_{2-6} alkynyl, C_{6-14} aryl, C_{3-14} cycloalkyl, 5-14 membered heteroaryl, and 4-14 membered heterocycloalkyl, wherein the C_{1-6} alkyl, C_{2-6} alkenyl, C_{2-6} alkynyl, C_{6-14} aryl, C_{3-14} cycloalkyl, 5-14 membered heteroaryl, and 4-14 membered heterocycloalkyl of R^{a6} , R^{c6} , and R^{d6} are each optionally substituted with 1, 2, 3, or 4 independently selected R^J substituents;
- each R^{b6} is independently selected from C_{1-6} alkyl, C_{1-6} haloalkyl, C_{2-6} alkenyl, C_{2-6} alkynyl, C_{6-14} aryl, C_{3-14} cycloalkyl, 5-14 membered heteroaryl, and 4-14 membered heterocycloalkyl, wherein the C_{1-6} alkyl, C_{2-6} alkenyl, C_{2-6} alkynyl, C_{6-14} aryl, C_{3-14} cycloalkyl, 5-14 membered heteroaryl, and 4-14 membered heterocycloalkyl are each optionally substituted with 1, 2, 3, or 4 independently selected R^J substituents;
- each R^{e6} is independently selected from H, OH, CN, C_{1-6} alkyl, C_{1-6} alkoxy, C_{1-6} haloalkyl, and C_{1-6} haloalkoxy;
- each R^J is independently selected from D, halo, oxo, C_{1-6} alkyl, C_{1-6} haloalkyl, C_{2-6} alkenyl, C_{2-6} alkynyl, C_{6-14} aryl, C_{3-14} cycloalkyl, 5-14 membered heteroaryl, 4-14 membered

heterocycloalkyl, CN, NO₂, OR^{a7}, SR^{a7}, NHOR^{a7}, C(O)R^{b7}, C(O)NR^{c7}R^{d7}, C(O)OR^{a7}, OC(O)R^{b7}, OC(O)NR^{c7}R^{d7}, NR^{c7}R^{d7}, NR^{c7}C(O)R^{b7}, NR^{c7}C(O)OR^{a7}, NR^{c7}C(O)NR^{c7}R^{d7}, C(=NR^{e7})R^{b7}, C(=NR^{e7})NR^{c7}R^{d7}, NR^{c7}C(=NR^{e7})NR^{c7}R^{d7}, NR^{c7}S(O)R^{b7}, NR^{c7}S(O)₂R^{b7}, and NR^{c7}S(O)₂NR^{c7}R^{d7}, wherein the C₁₋₆ alkyl, C₂₋₆ alkenyl, C₂₋₆ alkynyl, C₆₋₁₄ aryl, C₃₋₁₄

5 cycloalkyl, 5-14 membered heteroaryl, 4-14 membered heterocycloalkyl, of R^H are each optionally substituted with 1, 2, 3, or 4 independently selected R^K substituents;

each R^{a7}, R^{c7}, and R^{d7} is independently selected from H, C₁₋₆ alkyl, C₁₋₆ haloalkyl, C₂₋₆ alkenyl, C₂₋₆ alkynyl, C₆₋₁₄ aryl, C₃₋₁₄ cycloalkyl, 5-14 membered heteroaryl, and 4-14 membered heterocycloalkyl, wherein the C₁₋₆ alkyl, C₂₋₆ alkenyl, C₂₋₆ alkynyl, C₆₋₁₄ aryl, C₃₋₁₄ cycloalkyl, 5-14 membered heteroaryl, and 4-14 membered heterocycloalkyl of R^{a7}, R^{c7}, and R^{d7} are each optionally substituted with 1, 2, 3, or 4 independently selected R^K substituents;

each R^{b7} is independently selected from C₁₋₆ alkyl, C₁₋₆ haloalkyl, C₂₋₆ alkenyl, C₂₋₆ alkynyl, C₆₋₁₄ aryl, C₃₋₁₄ cycloalkyl, 5-14 membered heteroaryl, and 4-14 membered heterocycloalkyl, wherein the C₁₋₆ alkyl, C₂₋₆ alkenyl, C₂₋₆ alkynyl, C₆₋₁₄ aryl, C₃₋₁₄ cycloalkyl, 5-14 membered heteroaryl, and 4-14 membered heterocycloalkyl are each optionally substituted with 1, 2, 3, or 4 independently selected R^K substituents;

each R^{e7} is independently selected from H, OH, CN, C₁₋₆ alkyl, C₁₋₆ alkoxy, C₁₋₆ haloalkyl, and C₁₋₆ haloalkoxy;

each R^K is independently selected from H, D, OH, halo, oxo, CN, C(O)OH, NH₂, NO₂, SF₅, C₁₋₆ alkyl, C₁₋₆ alkoxy, C₁₋₆ haloalkoxy, C₁₋₆ haloalkyl, C₂₋₆ alkenyl, C₂₋₆ alkynyl, C₆₋₁₄ aryl, C₃₋₁₄ cycloalkyl, 5-14 membered heteroaryl, 4-14 membered heterocycloalkyl; and

wherein any heteroaryl group of any of the above-recited substituents optionally comprises an N-oxide on any ring-forming nitrogen.

In some embodiments,

25 X is CR³;

R¹ is selected from H and C₁₋₆ alkyl;

R² is selected from H, D, C₆₋₁₄ aryl, 5-14 membered heteroaryl, C(O)R^{b2}, C(O)NR^{c2}R^{d2}, and C(O)OR^{a2}, wherein the C₆₋₁₄ aryl and 5-14 membered heteroaryl of R² are each optionally substituted with 1, 2, 3, or 4 independently selected R^C substituents;

30 R³ is selected from H, D, halo, C₁₋₆ alkyl, C₆₋₁₄ aryl, 5-14 membered heteroaryl, CN, and OR^{a3}, wherein the C₁₋₆ alkyl, C₆₋₁₄ aryl, and 5-14 membered heteroaryl of R³ are each optionally substituted with 1, 2, 3, or 4 independently selected R^D substituents;

Cy¹ is phenyl, optionally substituted with 1, 2, 3, or 4 independently selected R^M substituents; or Cy¹ is C₁₀₋₁₄ aryl or 5-14 membered heteroaryl, wherein the C₁₀₋₁₄ aryl and 5-

2022283611 05 Dec 2022

14 membered heteroaryl of Cy^1 are each optionally substituted with 1, 2, 3, or 4 independently selected R^E substituents;

Cy^2 is C_{6-14} aryl, C_{3-14} cycloalkyl, 5-14 membered heteroaryl or 4-14 membered heterocycloalkyl, wherein the C_{6-14} aryl, C_{3-14} cycloalkyl, 5-14 membered heteroaryl and 4-14 membered heterocycloalkyl of Cy^2 are each optionally substituted with 1, 2, 3, or 4 independently selected R^F substituents;

each R^{a2} , R^{c2} , R^{d2} , and R^{a3} is independently selected from H, C_{1-6} alkyl, C_{2-6} alkenyl, C_{2-6} alkynyl, C_{6-14} aryl, C_{3-14} cycloalkyl, 5-14 membered heteroaryl, and 4-14 membered heterocycloalkyl, wherein the C_{1-6} alkyl, C_{2-6} alkenyl, C_{2-6} alkynyl, C_{6-14} aryl, C_{3-14} cycloalkyl, 5-14 membered heteroaryl, and 4-14 membered heterocycloalkyl of R^{a2} , R^{c2} , R^{d2} , and R^{a3} are each optionally substituted with 1, 2, 3, or 4 independently selected R^G substituents;

each R^{b2} is independently selected from C_{1-6} alkyl, C_{2-6} alkenyl, C_{2-6} alkynyl, C_{6-14} aryl, C_{3-14} cycloalkyl, 5-14 membered heteroaryl, and 4-14 membered heterocycloalkyl, wherein the C_{1-6} alkyl, C_{2-6} alkenyl, C_{2-6} alkynyl, C_{6-14} aryl, C_{3-14} cycloalkyl, 5-14 membered heteroaryl, and 4-14 membered heterocycloalkyl are each optionally substituted with 1, 2, 3, or 4 independently selected R^G substituents;

each R^C , R^D , R^E , R^F , and R^G is independently selected from D, halo, oxo, C_{1-6} alkyl, C_{2-6} alkenyl, C_{2-6} alkynyl, C_{6-14} aryl, C_{3-14} cycloalkyl, 5-14 membered heteroaryl, 4-14 membered heterocycloalkyl, CN, NO_2 , OR^{a4} , SR^{a4} , $NHOR^{a4}$, $C(O)R^{b4}$, $C(O)NR^{c4}R^{d4}$, $C(O)OR^{a4}$, $OC(O)R^{b4}$, $OC(O)NR^{c4}R^{d4}$, $NR^{c4}R^{d4}$, $NR^{c4}C(O)R^{b4}$, $NR^{c4}C(O)OR^{a4}$, $NR^{c4}C(O)NR^{c4}R^{d4}$, $C(=NR^{c4})R^{b4}$, $C(=NR^{c4})NR^{c4}R^{d4}$, $NR^{c4}C(=NR^{c4})NR^{c4}R^{d4}$, $NR^{c4}S(O)R^{b4}$, $NR^{c4}S(O)_2R^{b4}$, and $NR^{c4}S(O)_2NR^{c4}R^{d4}$, wherein the C_{1-6} alkyl, C_{2-6} alkenyl, C_{2-6} alkynyl, C_{6-14} aryl, C_{3-14} cycloalkyl, 5-14 membered heteroaryl, and 4-14 membered heterocycloalkyl of R^C , R^D , R^E , R^F , and R^G are each optionally substituted with 1, 2, 3, or 4 independently selected R^H substituents;

each R^M is independently selected from D, halo, oxo, C_{1-6} alkyl, C_{2-6} alkenyl, C_{2-6} alkynyl, C_{6-14} aryl, C_{3-14} cycloalkyl, 5-14 membered heteroaryl, 4-14 membered heterocycloalkyl, 2-CN, 3-CN, NO_2 , OR^{a4} , SR^{a4} , $NHOR^{a4}$, $C(O)R^{b4}$, $C(O)NR^{c4}R^{d4}$, $C(O)OR^{a4}$, $OC(O)R^{b4}$, $OC(O)NR^{c4}R^{d4}$, $NR^{c4}R^{d4}$, $NR^{c4}C(O)R^{b4}$, $NR^{c4}C(O)OR^{a4}$, $NR^{c4}C(O)NR^{c4}R^{d4}$, $C(=NR^{c4})R^{b4}$, $C(=NR^{c4})NR^{c4}R^{d4}$, $NR^{c4}C(=NR^{c4})NR^{c4}R^{d4}$, $NR^{c4}S(O)R^{b4}$, $NR^{c4}S(O)_2R^{b4}$, and $NR^{c4}S(O)_2NR^{c4}R^{d4}$, wherein the C_{1-6} alkyl, C_{2-6} alkenyl, C_{2-6} alkynyl, C_{6-14} aryl, C_{3-14} cycloalkyl, 5-14 membered heteroaryl, and 4-14 membered heterocycloalkyl of R^M are each optionally substituted with 1, 2, 3, or 4 independently selected R^H substituents;

2022283611 05 Dec 2022

- each R^{a4} , R^{c4} , and R^{d4} is independently selected from H, C_{1-6} alkyl, C_{2-6} alkenyl, C_{2-6} alkynyl, C_{6-14} aryl, C_{3-14} cycloalkyl, 5-14 membered heteroaryl, and 4-14 membered heterocycloalkyl, wherein the C_{1-6} alkyl, C_{2-6} alkenyl, C_{2-6} alkynyl, C_{6-14} aryl, C_{3-14} cycloalkyl, 5-14 membered heteroaryl, and 4-14 membered heterocycloalkyl of R^{a4} , R^{c4} , and R^{d4} are each optionally substituted with 1, 2, 3, or 4 independently selected R^H substituents;
- each R^{b4} is independently selected from C_{1-6} alkyl, C_{2-6} alkenyl, C_{2-6} alkynyl, C_{6-14} aryl, C_{3-14} cycloalkyl, 5-14 membered heteroaryl, and 4-14 membered heterocycloalkyl, wherein the C_{1-6} alkyl, C_{2-6} alkenyl, C_{2-6} alkynyl, C_{6-14} aryl, C_{3-14} cycloalkyl, 5-14 membered heteroaryl, and 4-14 membered heterocycloalkyl are each optionally substituted with 1, 2, 3, or 4 independently selected R^H substituents;
- each R^{e4} is independently selected from H, OH, CN, C_{1-6} alkyl, C_{1-6} alkoxy, C_{1-6} haloalkyl, and C_{1-6} haloalkoxy;
- each R^H is independently selected from D, halo, oxo, C_{1-6} alkyl, CN, NO_2 , OR^{a5} , SR^{a5} , $NHOR^{a5}$, $C(O)R^{b5}$, $C(O)NR^{c5}R^{d5}$, $C(O)OR^{a5}$, $OC(O)R^{b5}$, $OC(O)NR^{c5}R^{d5}$, $NR^{c5}R^{d5}$, $NR^{c5}C(O)R^{b5}$, $NR^{c5}C(O)OR^{a5}$, $NR^{c5}C(O)NR^{c5}R^{d5}$, $C(=NR^{e5})R^{b5}$, $C(=NR^{e5})NR^{c5}R^{d5}$, $NR^{c5}C(=NR^{e5})NR^{c5}R^{d5}$, $NR^{c5}S(O)R^{b5}$, $NR^{c5}S(O)_2R^{b5}$, and $NR^{c5}S(O)_2NR^{c5}R^{d5}$; and
- each R^{a5} , R^{c5} , and R^{d5} is independently selected from H, and C_{1-6} alkyl;
- each R^{b5} is independently selected from C_{1-6} alkyl, C_{2-6} alkenyl, C_{2-6} alkynyl, C_{6-14} aryl, C_{3-14} cycloalkyl, 5-14 membered heteroaryl, and 4-14 membered heterocycloalkyl; and
- each R^{e5} is independently selected from H and C_{1-6} alkyl.
- In some embodiments,
- X is CR^3 ;
- R^1 is selected from H and C_{1-6} alkyl;
- R^2 is selected from H, D, C_{6-10} aryl, 5-10 membered heteroaryl, $C(O)R^{b2}$, $C(O)NR^{c2}R^{d2}$, and $C(O)OR^{a2}$, wherein the C_{6-10} aryl and 5-10 membered heteroaryl of R^2 are each optionally substituted with 1, 2, 3, or 4 independently selected R^C substituents;
- R^3 is selected from H, D, halo, C_{1-6} alkyl, C_{6-10} aryl, 5-10 membered heteroaryl, CN, and OR^{a3} , wherein the C_{1-6} alkyl, C_{6-10} aryl, and 5-10 membered heteroaryl of R^3 are each optionally substituted with 1, 2, 3, or 4 independently selected R^D substituents;
- Cy^1 is phenyl, optionally substituted with 1, 2, 3, or 4 independently selected R^M substituents; or Cy^1 is C_{10} aryl, 4-10 membered heterocycloalkyl, or 5-10 membered heteroaryl, wherein the C_{10} aryl, 4-10 membered heterocycloalkyl, and 5-10 membered heteroaryl of Cy^1 are each optionally substituted with 1, 2, 3, or 4 independently selected R^E substituents;

2022283611 05 Dec 2022

Cy² is C₆₋₁₀ aryl, C₃₋₇ cycloalkyl, 5-10 membered heteroaryl or 4-10 membered heterocycloalkyl, wherein the C₆₋₁₀ aryl, C₃₋₇ cycloalkyl, 5-10 membered heteroaryl and 4-10 membered heterocycloalkyl of Cy² are each optionally substituted with 1, 2, 3, or 4 independently selected R^F substituents;

- 5 each R^{a2}, R^{c2}, R^{d2}, and R^{a3} is independently selected from H, C₁₋₆ alkyl, C₂₋₆ alkenyl, C₂₋₆ alkynyl, C₆₋₁₀ aryl, C₃₋₇ cycloalkyl, 5-10 membered heteroaryl, and 4-10 membered heterocycloalkyl, wherein the C₁₋₆ alkyl, C₂₋₆ alkenyl, C₂₋₆ alkynyl, C₆₋₁₀ aryl, C₃₋₇ cycloalkyl, 5-10 membered heteroaryl, and 4-10 membered heterocycloalkyl of R^{a2}, R^{c2}, R^{d2}, and R^{a3} are each optionally substituted with 1, 2, 3, or 4 independently selected R^G substituents;
- 10 each R^{b2} is independently selected from C₁₋₆ alkyl, C₂₋₆ alkenyl, C₂₋₆ alkynyl, C₆₋₁₀ aryl, C₃₋₇ cycloalkyl, 5-10 membered heteroaryl, and 4-10 membered heterocycloalkyl, wherein the C₁₋₆ alkyl, C₂₋₆ alkenyl, C₂₋₆ alkynyl, C₆₋₁₀ aryl, C₃₋₇ cycloalkyl, 5-10 membered heteroaryl, and 4-10 membered heterocycloalkyl are each optionally substituted with 1, 2, 3, or 4 independently selected R^G substituents;
- 15 each R^C, R^D, R^E, R^F, and R^G is independently selected from D, halo, oxo, C₁₋₆ alkyl, C₂₋₆ alkenyl, C₂₋₆ alkynyl, C₆₋₁₀ aryl, C₃₋₇ cycloalkyl, 5-10 membered heteroaryl, 4-10 membered heterocycloalkyl, CN, NO₂, OR^{a4}, SR^{a4}, NHOR^{a4}, C(O)R^{b4}, C(O)NR^{c4}R^{d4}, C(O)OR^{a4}, OC(O)R^{b4}, OC(O)NR^{c4}R^{d4}, NR^{c4}R^{d4}, NR^{c4}C(O)R^{b4}, NR^{c4}C(O)OR^{a4}, NR^{c4}C(O)NR^{c4}R^{d4}, C(=NR^{c4})R^{b4}, C(=NR^{c4})NR^{c4}R^{d4}, NR^{c4}C(=NR^{c4})NR^{c4}R^{d4}, NR^{c4}S(O)R^{b4}, NR^{c4}S(O)₂R^{b4}, and NR^{c4}S(O)₂NR^{c4}R^{d4}, wherein the C₁₋₆ alkyl, C₂₋₆ alkenyl, C₂₋₆ alkynyl, C₆₋₁₀ aryl, C₃₋₇ cycloalkyl, 5-10 membered heteroaryl, and 4-10 membered heterocycloalkyl of R^C, R^D, R^E, R^F, and R^G are each optionally substituted with 1, 2, 3, or 4 independently selected R^H substituents;

- each R^M is independently selected from D, halo, oxo, C₁₋₆ alkyl, C₂₋₆ alkenyl, C₂₋₆ alkynyl, C₆₋₁₀ aryl, C₃₋₇ cycloalkyl, 5-10 membered heteroaryl, 4-10 membered heterocycloalkyl, 2-CN, 3-CN, NO₂, OR^{a4}, SR^{a4}, NHOR^{a4}, C(O)R^{b4}, C(O)NR^{c4}R^{d4}, C(O)OR^{a4}, OC(O)R^{b4}, OC(O)NR^{c4}R^{d4}, NR^{c4}R^{d4}, NR^{c4}C(O)R^{b4}, NR^{c4}C(O)OR^{a4}, NR^{c4}C(O)NR^{c4}R^{d4}, C(=NR^{c4})R^{b4}, C(=NR^{c4})NR^{c4}R^{d4}, NR^{c4}C(=NR^{c4})NR^{c4}R^{d4}, NR^{c4}S(O)R^{b4}, NR^{c4}S(O)₂R^{b4}, and NR^{c4}S(O)₂NR^{c4}R^{d4}, wherein the C₁₋₆ alkyl, C₂₋₆ alkenyl, C₂₋₆ alkynyl, C₆₋₁₀ aryl, C₃₋₇ cycloalkyl, 5-10 membered heteroaryl, and 4-10 membered heterocycloalkyl of R^M are each optionally substituted with 1, 2, 3, or 4 independently selected R^H substituents;

- each R^{a4}, R^{c4}, and R^{d4} is independently selected from H, C₁₋₆ alkyl, C₂₋₆ alkenyl, C₂₋₆ alkynyl, C₆₋₁₀ aryl, C₃₋₇ cycloalkyl, 5-10 membered heteroaryl, and 4-10 membered heterocycloalkyl, wherein the C₁₋₆ alkyl, C₂₋₆ alkenyl, C₂₋₆ alkynyl, C₆₋₁₀ aryl, C₃₋₇ cycloalkyl,

2022283611 05 Dec 2022

5-10 membered heteroaryl, and 4-10 membered heterocycloalkyl of R^{a4} , R^{c4} , and R^{d4} are each optionally substituted with 1, 2, 3, or 4 independently selected R^H substituents;

each R^{b4} is independently selected from C_{1-6} alkyl, C_{2-6} alkenyl, C_{2-6} alkynyl, C_{6-10} aryl, C_{3-7} cycloalkyl, 5-10 membered heteroaryl, and 4-10 membered heterocycloalkyl,

5 wherein the C_{1-6} alkyl, C_{2-6} alkenyl, C_{2-6} alkynyl, C_{6-10} aryl, C_{3-7} cycloalkyl, 5-10 membered heteroaryl, and 4-10 membered heterocycloalkyl are each optionally substituted with 1, 2, 3, or 4 independently selected R^H substituents;

each R^{e4} is independently selected from H, OH, CN, C_{1-6} alkyl, C_{1-6} alkoxy, C_{1-6} haloalkyl, and C_{1-6} haloalkoxy;

10 each R^H is independently selected from D, halo, oxo, C_{1-6} alkyl, CN, NO_2 , OR^{a5} , SR^{a5} , $NHOR^{a5}$, $C(O)R^{b5}$, $C(O)NR^{c5}R^{d5}$, $C(O)OR^{a5}$, $OC(O)R^{b5}$, $OC(O)NR^{c5}R^{d5}$, $NR^{c5}R^{d5}$, $NR^{c5}C(O)R^{b5}$, $NR^{c5}C(O)OR^{a5}$, $NR^{c5}C(O)NR^{c5}R^{d5}$, $C(=NR^{e5})R^{b5}$, $C(=NR^{e5})NR^{c5}R^{d5}$, $NR^{c5}C(=NR^{e5})NR^{c5}R^{d5}$, $NR^{c5}S(O)R^{b5}$, $NR^{c5}S(O)_2R^{b5}$, and $NR^{c5}S(O)_2NR^{c5}R^{d5}$; and

each R^{a5} , R^{c5} , and R^{d5} is independently selected from H, and C_{1-6} alkyl;

15 each R^{b5} is independently selected from C_{1-6} alkyl, C_{2-6} alkenyl, C_{2-6} alkynyl, C_{6-10} aryl, C_{3-10} cycloalkyl, 5-10 membered heteroaryl, and 4-10 membered heterocycloalkyl; and

each R^{e5} is independently selected from H and C_{1-6} alkyl.

In some embodiments,

X is N;

20 R^1 is selected from H, C_{1-6} alkyl, and a 5-14 membered heteroaryl, wherein the C_{1-6} alkyl and a 5-14 membered heteroaryl are each optionally substituted with 1, 2, or 3 independently selected R^B substituents;

R^2 is selected from H, D, C_{1-6} alkyl, C_{6-14} aryl, 5-14 membered heteroaryl, 4-14 membered heterocycloalkyl, C_{6-14} aryl- C_{1-6} alkyl-, (5-14 membered heteroaryl)- C_{1-6} alkyl-, (4-14 membered heterocycloalkyl)- C_{1-6} alkyl-, $NR^{c2}R^{d2}$, $C(O)R^{b2}$, $C(O)NR^{c2}R^{d2}$, and $C(O)OR^{a2}$,
25 wherein the C_{1-6} alkyl, C_{6-14} aryl, 5-14 membered heteroaryl, 4-14 membered heterocycloalkyl, C_{6-14} aryl- C_{1-6} alkyl-, (5-14 membered heteroaryl)- C_{1-6} alkyl-, (4-14 membered heterocycloalkyl)- C_{1-6} alkyl- of R^2 are each optionally substituted with 1, 2, 3, or 4 independently selected R^C substituents;

30 Cy^1 is phenyl, optionally substituted with 1, 2, 3, or 4 independently selected R^M substituents, or C_{10-14} aryl or 5-14 membered heteroaryl, wherein the C_{10-14} aryl and 5-14 membered heteroaryl of Cy^1 is optionally substituted with 1, 2, 3, or 4 independently selected R^E substituents;

2022283611 05 Dec 2022

Cy² is C₆₋₁₄ aryl, C₃₋₁₄ cycloalkyl, 5-14 membered heteroaryl or 4-14 membered heterocycloalkyl, wherein the C₆₋₁₄ aryl, C₃₋₁₄ cycloalkyl, 5-14 membered heteroaryl and 4-14 membered heterocycloalkyl of Cy² are each optionally substituted with 1, 2, 3, or 4 independently selected R^F substituents;

- 5 each R^{a2}, R^{c2}, and R^{d2} is independently selected from H, C₁₋₆ alkyl, C₂₋₆ alkenyl, C₂₋₆ alkynyl, C₆₋₁₄ aryl, C₆₋₁₄ aryl-C₁₋₆ alkyl-, C₃₋₁₄ cycloalkyl, 5-14 membered heteroaryl, and 4-14 membered heterocycloalkyl, wherein the C₁₋₆ alkyl, C₂₋₆ alkenyl, C₂₋₆ alkynyl, C₆₋₁₄ aryl, C₆₋₁₄ aryl-C₁₋₆ alkyl-, C₃₋₁₄ cycloalkyl, 5-14 membered heteroaryl, and 4-14 membered heterocycloalkyl of R^{a2}, R^{c2}, and R^{d2} are each optionally substituted with 1, 2, 3, or 4 independently selected R^G substituents;

- 10 each R^{b2} is independently selected from C₁₋₆ alkyl, C₂₋₆ alkenyl, C₂₋₆ alkynyl, C₆₋₁₄ aryl, C₃₋₁₄ cycloalkyl, 5-14 membered heteroaryl, and 4-14 membered heterocycloalkyl, wherein the C₁₋₆ alkyl, C₂₋₆ alkenyl, C₂₋₆ alkynyl, C₆₋₁₄ aryl, C₃₋₁₄ cycloalkyl, 5-14 membered heteroaryl, and 4-14 membered heterocycloalkyl are each optionally substituted with 1, 2, 3, or 4 independently selected R^G substituents;

- 15 each R^B, R^C, R^E, R^F, and R^G is independently selected from D, halo, oxo, C₁₋₆ alkyl, C₂₋₆ alkenyl, C₂₋₆ alkynyl, C₆₋₁₄ aryl, C₃₋₁₄ cycloalkyl, 5-14 membered heteroaryl, 4-14 membered heterocycloalkyl, CN, NO₂, OR^{a4}, SR^{a4}, NHOR^{a4}, C(O)R^{b4}, C(O)NR^{c4}R^{d4}, C(O)OR^{a4}, OC(O)R^{b4}, OC(O)NR^{c4}R^{d4}, NR^{c4}R^{d4}, NR^{c4}C(O)R^{b4}, NR^{c4}C(O)OR^{a4}, NR^{c4}C(O)NR^{c4}R^{d4}, C(=NR^{c4})R^{b4}, C(=NR^{c4})NR^{c4}R^{d4}, NR^{c4}C(=NR^{c4})NR^{c4}R^{d4}, NR^{c4}S(O)R^{b4}, NR^{c4}S(O)₂R^{b4}, and NR^{c4}S(O)₂NR^{c4}R^{d4}, wherein the C₁₋₆ alkyl, C₂₋₆ alkenyl, C₂₋₆ alkynyl, C₆₋₁₄ aryl, C₃₋₁₄ cycloalkyl, 5-14 membered heteroaryl, and 4-14 membered heterocycloalkyl of R^B, R^C, R^E, R^F, and R^G are each optionally substituted with 1, 2, 3, or 4 independently selected R^H substituents;

- 25 each R^M is independently selected from D, halo, oxo, C₁₋₆ alkyl, C₂₋₆ alkenyl, C₂₋₆ alkynyl, C₆₋₁₄ aryl, C₃₋₁₄ cycloalkyl, 5-14 membered heteroaryl, 4-14 membered heterocycloalkyl, 2-CN, 3-CN, NO₂, OR^{a4}, SR^{a4}, NHOR^{a4}, C(O)R^{b4}, C(O)NR^{c4}R^{d4}, C(O)OR^{a4}, OC(O)R^{b4}, OC(O)NR^{c4}R^{d4}, NR^{c4}R^{d4}, NR^{c4}C(O)R^{b4}, NR^{c4}C(O)OR^{a4}, NR^{c4}C(O)NR^{c4}R^{d4}, C(=NR^{c4})R^{b4}, C(=NR^{c4})NR^{c4}R^{d4}, NR^{c4}C(=NR^{c4})NR^{c4}R^{d4}, NR^{c4}S(O)R^{b4}, NR^{c4}S(O)₂R^{b4}, and NR^{c4}S(O)₂NR^{c4}R^{d4}, wherein the C₁₋₆ alkyl, C₂₋₆ alkenyl, C₂₋₆ alkynyl, C₆₋₁₄ aryl, C₃₋₁₄ cycloalkyl, 5-14 membered heteroaryl, and 4-14 membered heterocycloalkyl of R^M are each optionally substituted with 1, 2, 3, or 4 independently selected R^H substituents;

each R^{a4}, R^{c4}, and R^{d4} is independently selected from H, C₁₋₆ alkyl, C₂₋₆ alkenyl, C₂₋₆ alkynyl, C₆₋₁₄ aryl, C₃₋₁₄ cycloalkyl, 5-14 membered heteroaryl, and 4-14 membered

2022283611 05 Dec 2022

heterocycloalkyl, wherein the C₁₋₆ alkyl, C₂₋₆ alkenyl, C₂₋₆ alkynyl, C₆₋₁₄ aryl, C₃₋₁₄ cycloalkyl, 5-14 membered heteroaryl, and 4-14 membered heterocycloalkyl of R^{a4}, R^{c4}, and R^{d4} are each optionally substituted with 1, 2, 3, or 4 independently selected R^H substituents;

each R^{b4} is independently selected from C₁₋₆ alkyl, C₂₋₆ alkenyl, C₂₋₆ alkynyl, C₆₋₁₄ aryl, C₃₋₁₄ cycloalkyl, 5-14 membered heteroaryl, and 4-14 membered heterocycloalkyl, wherein the C₁₋₆ alkyl, C₂₋₆ alkenyl, C₂₋₆ alkynyl, C₆₋₁₄ aryl, C₃₋₁₄ cycloalkyl, 5-14 membered heteroaryl, and 4-14 membered heterocycloalkyl are each optionally substituted with 1, 2, 3, or 4 independently selected R^H substituents;

each R^{e4} is independently selected from H, OH, CN, C₁₋₆ alkyl, C₁₋₆ alkoxy, C₁₋₆ haloalkyl, and C₁₋₆ haloalkoxy;

each R^H is independently selected from D, halo, oxo, C₁₋₆ alkyl, CN, NO₂, OR^{a5}, SR^{a5}, NHOR^{a5}, C(O)R^{b5}, C(O)NR^{c5}R^{d5}, C(O)OR^{a5}, OC(O)R^{b5}, OC(O)NR^{c5}R^{d5}, NR^{c5}R^{d5}, NR^{c5}C(O)R^{b5}, NR^{c5}C(O)OR^{a5}, NR^{c5}C(O)NR^{c5}R^{d5}, C(=NR^{e5})R^{b5}, C(=NR^{e5})NR^{c5}R^{d5}, NR^{c5}C(=NR^{e5})NR^{c5}R^{d5}, NR^{c5}S(O)R^{b5}, NR^{c5}S(O)₂R^{b5}, and NR^{c5}S(O)₂NR^{c5}R^{d5}; and

each R^{a5}, R^{c5}, and R^{d5} is independently selected from H, and C₁₋₆ alkyl;

each R^{b5} is independently selected from C₁₋₆ alkyl, C₂₋₆ alkenyl, C₂₋₆ alkynyl, C₆₋₁₄ aryl, C₃₋₁₄ cycloalkyl, 5-14 membered heteroaryl, and 4-14 membered heterocycloalkyl; and

each R^{e5} is independently selected from H and C₁₋₆ alkyl.

In some embodiments,

X is N;

R¹ is H or a 5-14 membered heteroaryl optionally substituted with 1, 2, or 3 independently selected R^B substituents;

R² is selected C₁₋₆ alkyl, 4-14 membered heterocycloalkyl, C₆₋₁₄ aryl-C₁₋₆ alkyl-, (5-14 membered heteroaryl)-C₁₋₆ alkyl-, (4-14 membered heterocycloalkyl)-C₁₋₆ alkyl-, and NR^{c2}R^{d2}, wherein the C₁₋₆ alkyl, 4-14 membered heterocycloalkyl, C₆₋₁₄ aryl-C₁₋₆ alkyl-, (5-14 membered heteroaryl)-C₁₋₆ alkyl-, and (4-14 membered heterocycloalkyl)-C₁₋₆ alkyl- of R² are each optionally substituted with 1, 2, or 3 independently selected R^C substituents;

Cy¹ is phenyl optionally substituted with 1, 2, or 3 independently selected R^E substituents; and

Cy² is 5-14 membered heteroaryl optionally substituted with 1, 2, or 3 independently selected R^F substituents.

In some embodiments,

X is N;

2022283611 05 Dec 2022

R^1 is H or a 5-14 membered heteroaryl optionally substituted with 1, 2, or 3 independently selected R^B substituents;

each R^B is independently selected from D, halo, oxo, C_{1-6} alkyl, C_{1-6} haloalkyl, C_{2-6} alkenyl, CN, NO_2 and OH;

5 R^2 is selected C_{1-6} alkyl, 4-14 membered heterocycloalkyl, C_{6-14} aryl- C_{1-6} alkyl-, (5-14 membered heteroaryl)- C_{1-6} alkyl-, (4-14 membered heterocycloalkyl)- C_{1-6} alkyl-, and $NR^{c2}R^{d2}$, wherein the C_{1-6} alkyl, 4-14 membered heterocycloalkyl, C_{6-14} aryl- C_{1-6} alkyl-, (5-14 membered heteroaryl)- C_{1-6} alkyl-, and (4-14 membered heterocycloalkyl)- C_{1-6} alkyl- of R^2 are each optionally substituted with 1, 2, or 3 independently selected R^C substituents;

10 each R^{c2} and R^{d2} are independently selected from H, C_{1-6} alkyl, C_{6-14} aryl- C_{1-6} alkyl-, wherein the C_{1-6} alkyl and C_{6-14} aryl- C_{1-6} alkyl- of R^{c2} and R^{d2} are each optionally substituted with 1, 2, or 3 independently selected R^G substituents;

each R^C is independently selected from D, halo, oxo, C_{1-6} alkyl, C_{6-14} aryl, C_{3-14} cycloalkyl, 5-14 membered heteroaryl, 4-14 membered heterocycloalkyl, OR^{a4} , $C(O)NR^{c4}R^{d4}$ and $NR^{c4}R^{d4}$, wherein the C_{1-6} alkyl, C_{6-14} aryl, C_{3-14} cycloalkyl, 5-14 membered heteroaryl, 15 and 4-14 membered heterocycloalkyl, of R^C is optionally substituted with 1, 2, or 3 independently selected R^H substituents;

each R^{a4} , R^{c4} , and R^{d4} is independently selected from H, C_{1-6} alkyl, C_{1-6} haloalkyl, C_{2-6} alkenyl, and 5-14 membered heteroaryl, wherein the C_{1-6} alkyl, C_{2-6} alkenyl, and 5-14 20 membered heteroaryl, of R^{a4} , R^{c4} , and R^{d4} are each optionally substituted with 1, 2, or 3 independently selected R^H substituents;

each R^G is independently selected from D, halo, oxo, C_{1-6} alkyl, CN, NO_2 , and OH;

Cy^1 is phenyl optionally substituted with 1, 2, or 3 independently selected R^E substituents;

25 each R^E is independently selected from D, halo, oxo, C_{1-6} alkyl, CN, NO_2 and OH;

Cy^2 is 5-14 membered heteroaryl optionally substituted with 1, 2, or 3 independently selected R^F substituents;

each R^F is independently selected from D, halo, oxo, C_{1-6} alkyl, C_{2-6} alkenyl, CN, NO_2 , and OR^{a4} , wherein the C_{1-6} alkyl and C_{2-6} alkenyl of R^F are each optionally substituted 30 with 1, 2, or 3 independently selected R^H substituents;

each R^{a4} is independently selected from H, C_{1-6} alkyl and C_{1-6} alkoxy; and

each R^H is independently selected from D, halo, oxo, C_{1-6} alkyl, CN, NO_2 and OH.

In some embodiments,

X is N;

2022283611 05 Dec 2022

R^1 is H or a 5-10 membered heteroaryl optionally substituted with 1, 2, or 3 independently selected R^B substituents;

each R^B is independently selected from D, halo, oxo, C_{1-6} alkyl, C_{1-6} haloalkyl, C_{2-6} alkenyl, CN, NO_2 and OH;

5 R^2 is selected C_{1-6} alkyl, 4-10 membered heterocycloalkyl, C_{6-10} aryl- C_{1-6} alkyl-, (5-10 membered heteroaryl)- C_{1-6} alkyl-, (4-10 membered heterocycloalkyl)- C_{1-6} alkyl-, and $NR^{c2}R^{d2}$, wherein the C_{1-6} alkyl, 4-10 membered heterocycloalkyl, C_{6-10} aryl- C_{1-6} alkyl-, (5-10 membered heteroaryl)- C_{1-6} alkyl-, and (4-10 membered heterocycloalkyl)- C_{1-6} alkyl- of R^2 are each optionally substituted with 1, 2, or 3 independently selected R^C substituents;

10 each R^{c2} and R^{d2} are independently selected from H, C_{1-6} alkyl, C_{6-10} aryl- C_{1-6} alkyl-, wherein the C_{1-6} alkyl and C_{6-10} aryl- C_{1-6} alkyl- of R^{c2} and R^{d2} are each optionally substituted with 1, 2, or 3 independently selected R^G substituents;

each R^C is independently selected from D, halo, oxo, C_{1-6} alkyl, C_{6-10} aryl, C_{3-7} cycloalkyl, 5-10 membered heteroaryl, 4-10 membered heterocycloalkyl, OR^{a4} , $C(O)NR^{c4}R^{d4}$ and $NR^{c4}R^{d4}$, wherein the C_{1-6} alkyl, C_{6-10} aryl, C_{3-7} cycloalkyl, 5-10 membered heteroaryl, and 4-10 membered heterocycloalkyl, of R^C is optionally substituted with 1, 2, or 3 independently selected R^H substituents;

each R^{a4} , R^{c4} , and R^{d4} is independently selected from H, C_{1-6} alkyl, C_{1-6} haloalkyl, C_{2-6} alkenyl, and 5-10 membered heteroaryl, wherein the C_{1-6} alkyl, C_{2-6} alkenyl, and 5-10 membered heteroaryl, of R^{a4} , R^{c4} , and R^{d4} are each optionally substituted with 1, 2, or 3 independently selected R^H substituents;

each R^G is independently selected from D, halo, oxo, C_{1-6} alkyl, CN, NO_2 , and OH;

Cy^1 is phenyl optionally substituted with 1, 2, or 3 independently selected R^E substituents;

25 each R^E is independently selected from D, halo, oxo, C_{1-6} alkyl, CN, NO_2 and OH;

Cy^2 is 5-10 membered heteroaryl optionally substituted with 1, 2, or 3 independently selected R^F substituents;

each R^F is independently selected from D, halo, oxo, C_{1-6} alkyl, C_{2-6} alkenyl, CN, NO_2 , and OR^{a4} , wherein the C_{1-6} alkyl and C_{2-6} alkenyl of R^F are each optionally substituted with 1, 2, or 3 independently selected R^H substituents;

each R^{a4} is independently selected from H, C_{1-6} alkyl and C_{1-6} alkoxy; and

each R^H is independently selected from D, halo, oxo, C_{1-6} alkyl, CN, NO_2 and OH.

In some embodiments,

X is N;

2022283611 05 Dec 2022

R¹ is H or nicotinonitrile;

R² is pyridinylmethyl, hydroxy(phenyl)methyl, hydroxyethylamino(phenyl)ethyl, cyclohexylmethyl, fluorobenzyl, hydroxy(fluorophenyl)methyl, methylpyridinylmethyl, fluoropyridinylmethyl, methoxypyridinylmethyl, methylpyrazolylbenzyl-

5 benzoisoxazolylmethyl, methylindazolylmethyl, hydroxyazetidylmethyl, benzoyl, phenylcyclopropyl, cyano(phenyl)methylamino, tetrahydrofuranyl, or phenyl(pyridin-2-yloxy)methyl;

Cy¹ is cyanophenyl; and

10 Cy² is pyrimidinyl, ethylpyrazolyl propylpyrazolyl, quinolinyl, fluoropyrimidinyl, pyridinyl, methylpyridinyl, methoxy-methylpyridinyl, pyrazolopyridazinyl, methylloxazolyl, hydroxymethyl-methylloxazolyl, or methoxymethyl-methylloxazolyl.

In some embodiments,

X is N;

R¹ is H;

15 R² is selected from pyridin-2-ylmethyl, hydroxy(phenyl)methyl, (2-hydroxyethylamino)(phenyl)methyl, cyclohexylmethyl, 2-fluorobenzyl, (2-fluorophenyl)(hydroxy)methyl, (6-methylpyridin-2-yl)methyl, (3-fluoropyridin-2-yl)methyl, (3-methoxypyridin-2-yl)methyl, 2-(1-methyl-1H-pyrazol-4-yl)benzyl, benzo[d]isoxazol-3-ylmethyl, (1-methyl-1H-indazol-3-yl)methyl, (3-hydroxyazetidin-1-yl)methyl, benzoyl, 1-phenylcyclopropyl, (cyano(phenyl)methyl)amino, tetrahydrofuran-3-yl, phenyl(pyridin-2-yloxy)methyl, 2-fluoro-6-(((3R,4R)-3-fluoro-4-hydroxypyrrolidin-1-yl)methyl)benzyl, 2-((4-carboxypiperidin-1-yl)methyl)-6-fluorobenzyl, 2-fluoro-6-(N-methylmethylsulfonamido)methylbenzyl, 2-((2,5-dioxoimidazolidin-1-yl)methyl)-6-fluorobenzyl, (2,6-difluorophenyl)(hydroxy)methyl, (5-(pyridin-2-yl)-1H-tetrazol-1-yl)methyl, (5-(1H-pyrazol-1-yl)-1H-tetrazol-1-yl)methyl, (5-(thiazol-4-yl)-1H-tetrazol-1-yl)methyl, (5-methyl-3-(trifluoromethyl)-1H-pyrazol-1-yl)methyl, (3-methylpyridin-2-yl)methyl, 2-((1,1-dioxidoisothiazolidin-2-yl)methyl)-6-fluorobenzyl, 2-fluoro-6-((3-methyl-2,5-dioxoimidazolidin-1-yl)methyl)benzyl, (6-(trifluoromethyl)pyridin-2-yl)methyl, (3-(hydroxymethyl)pyridin-2-yl)methyl, (1-methyl-1H-pyrazol-3-yl)methyl, and (2-cyanophenoxy)methyl, (3-methylpyridin-2-yl)methoxy, (6-methylpyridin-2-yl)methoxy, and ((3-methylpyridin-2-yl)methyl)amino;

25 30

Cy¹ is cyanophenyl; and

Cy² is selected from 2,6-dimethylpyridin-4-yl, pyridin-4-yl, 2-methylpyridin-4-yl, 1-carbamoyl-1,2,3,6-tetrahydropyridin-4-yl, 1-carbamoylpiperidin-4-yl, 2-methoxypyridin-4-yl,

2022283611 05 Dec 2022

2-methoxy-6-methylpyridin-4-yl, 2,6-dimethylpyridin-4-yl-1-oxide, 1-ethyl-6-oxo-1,6-dihydropyridin-3-yl, 3-methylpyridin-4-yl, 3-fluoropyridin-4-yl, 3-chloropyridin-4-yl, 3-methoxypyridin-4-yl, 3-cyanopyridin-4-yl, 4-carbamoylphenyl, pyrazolo[1,5-*a*]pyridin-3-yl, pyrazolo[1,5-*b*]pyridazin-3-yl, 5-methyl-1H-pyrazol-4-yl, 1-ethyl-1H-pyrazol-5-yl, 1-isopropyl-1H-pyrazol-5-yl, 1-propyl-1H-pyrazol-5-yl, pyrimidin-4-yl, 2,3-dihydro-[1,4]dioxino[2,3-*b*]pyridin-8-yl, quinolin-5-yl, 5-fluoropyrimidin-4-yl, oxazol-5-yl, 4-methyloxazol-5-yl, 4-ethyloxazol-5-yl, 4-(hydroxymethyl)-2-methyloxazol-5-yl, 4-(methoxymethyl)-2-methyloxazol-5-yl, 4-(hydroxymethyl)-2-methyloxazol-5-yl, 1-ethyl-1H-1,2,3-triazol-5-yl, and cyclopropyl.

In some embodiments, the compound is the (*S*)-enantiomer of one of the preceding compounds, or a pharmaceutically acceptable salt thereof. In some embodiments, the compound is the (*R*)-enantiomer of one of the preceding compounds, or a pharmaceutically acceptable salt thereof.

It is further appreciated that certain features of the invention, which are, for clarity, described in the context of separate embodiments, can also be provided in combination in a single embodiment. Conversely, various features of the invention which are, for brevity, described in the context of a single embodiment, can also be provided separately or in any suitable subcombination.

At various places in the present specification, divalent linking substituents are described. It is specifically intended that each divalent linking substituent include both the forward and backward forms of the linking substituent. For example, -NR(CR'R'')_n- includes both -NR(CR'R'')_n- and -(CR'R'')_nNR-. Where the structure clearly requires a linking group, the Markush variables listed for that group are understood to be linking groups.

The term “n-membered” where n is an integer typically describes the number of ring-forming atoms in a moiety where the number of ring-forming atoms is n. For example, piperidinyl is an example of a 6-membered heterocycloalkyl ring, pyrazolyl is an example of a 5-membered heteroaryl ring, pyridyl is an example of a 6-membered heteroaryl ring, and 1,2,3,4-tetrahydro-naphthalene is an example of a 10-membered cycloalkyl group.

As used herein, the phrase “optionally substituted” means unsubstituted or substituted. The substituents are independently selected, and substitution may be at any chemically accessible position. As used herein, the term “substituted” means that a hydrogen atom is removed and replaced by a substituent. A single divalent substituent, *e.g.*, oxo, can replace two hydrogen atoms. It is to be understood that substitution at a given atom is limited by valency.

2022283611 05 Dec 2022

As used herein, the phrase “each ‘variable’ is independently selected from” means substantially the same as wherein “at each occurrence ‘variable’ is selected from.”

Throughout the definitions, the term “C_{n-m}” indicates a range which includes the endpoints, wherein n and m are integers and indicate the number of carbons. Examples
5 include C₁₋₃, C₁₋₄, C₁₋₆, and the like.

As used herein, the term “C_{n-m} alkyl”, employed alone or in combination with other terms, refers to a saturated hydrocarbon group that may be straight-chain or branched, having n to m carbons. Examples of alkyl moieties include, but are not limited to, chemical groups such as methyl (Me), ethyl (Et), *n*-propyl (*n*-Pr), isopropyl (iPr), *n*-butyl, *tert*-butyl, isobutyl,
10 *sec*-butyl; higher homologs such as 2-methyl-1-butyl, *n*-pentyl, 3-pentyl, *n*-hexyl, 1,2,2-trimethylpropyl, and the like. In some embodiments, the alkyl group contains from 1 to 6 carbon atoms, from 1 to 4 carbon atoms, from 1 to 3 carbon atoms, or 1 to 2 carbon atoms.

As used herein, “C_{n-m} alkenyl” refers to an alkyl group having one or more double carbon-carbon bonds and having n to m carbons. Example alkenyl groups include, but are not
15 limited to, ethenyl, *n*-propenyl, isopropenyl, *n*-butenyl, *sec*-butenyl, and the like. In some embodiments, the alkenyl moiety contains 2 to 6, 2 to 4, or 2 to 3 carbon atoms.

As used herein, “C_{n-m} alkynyl” refers to an alkyl group having one or more triple carbon-carbon bonds and having n to m carbons. Example alkynyl groups include, but are not
20 limited to, ethynyl, propyn-1-yl, propyn-2-yl, and the like. In some embodiments, the alkynyl moiety contains 2 to 6, 2 to 4, or 2 to 3 carbon atoms.

As used herein, the term “C_{n-m} alkoxy”, employed alone or in combination with other terms, refers to a group of formula -O-alkyl, wherein the alkyl group has n to m carbons. Example alkoxy groups include, but are not limited to, methoxy, ethoxy, propoxy (e.g., *n*-propoxy and isopropoxy), butoxy (e.g., *n*-butoxy and *tert*-butoxy), and the like. In some
25 embodiments, the alkyl group has 1 to 6, 1 to 4, or 1 to 3 carbon atoms.

As used herein, the term “amino” refers to a group of formula -NH₂.

As used herein, the term “aryl”, employed alone or in combination with other terms, refers to an aromatic hydrocarbon group, which may be monocyclic or polycyclic (e.g., having 2, 3, or 4 fused rings). The term “C_{n-m} aryl” refers to an aryl group having from n to m
30 ring carbon atoms. Aryl groups include, e.g., phenyl, naphthyl, anthracenyl, phenanthrenyl, indanyl, indenyl, and the like. In some embodiments, aryl groups have from 5 to 14 carbon atoms. In some embodiments, the aryl group has from 5 to 10 carbon atoms. In some embodiments, the aryl group is phenyl or naphthyl. In some embodiments, the aryl group is phenyl.

As used herein, “halo” refers to F, Cl, Br, or I. In some embodiments, a halo is F, Cl, or Br. In some embodiments, a halo is F or Cl. In some embodiments, a halo is F. In some embodiments, a halo is Cl.

As used herein, “C_{n-m} haloalkoxy” refers to a group of formula –O-haloalkyl having n to m carbon atoms. Example haloalkoxy groups include OCF₃ and OCF₂. An example haloalkoxy group is OCHF₂. In some embodiments, the haloalkoxy group is fluorinated only. In some embodiments, the alkyl group has 1 to 6, 1 to 4, or 1 to 3 carbon atoms.

As used herein, the term “C_{n-m} haloalkyl”, employed alone or in combination with other terms, refers to an alkyl group having from one halogen atom to 2s+1 halogen atoms which may be the same or different, where “s” is the number of carbon atoms in the alkyl group, wherein the alkyl group has n to m carbon atoms. In some embodiments, the haloalkyl group is fluorinated only. In some embodiments, the alkyl group has 1 to 6, 1 to 4, or 1 to 3 carbon atoms. Example haloalkyl groups include CF₃, C₂F₅, CHF₂, CCl₃, CHCl₂, C₂Cl₅ and the like.

As used herein, the term “thio” refers to a group of formula –SH.

As used herein, the term “carbamyl” refers to a group of formula –C(O)NH₂.

As used herein, the term “carbonyl”, employed alone or in combination with other terms, refers to a –C(O)– group.

As used herein, “cycloalkyl” refers to non-aromatic cyclic hydrocarbons including cyclized alkyl and alkenyl groups. Cycloalkyl groups can include mono- or polycyclic (e.g., having 2, 3, or 4 fused rings) groups, spirocycles, and bridged rings (e.g., a bridged bicycloalkyl group). Ring-forming carbon atoms of a cycloalkyl group can be optionally substituted by oxo or sulfido (e.g., C(O) or C(S)). Also included in the definition of cycloalkyl are moieties that have one or more aromatic rings fused (i.e., having a bond in common with) to the cycloalkyl ring, for example, benzo or thienyl derivatives of cyclopentane, cyclohexane, and the like. A cycloalkyl group containing a fused aromatic ring can be attached through any ring-forming atom including a ring-forming atom of the fused aromatic ring. Cycloalkyl groups can have 3, 4, 5, 6, 7, 8, 9, 10, 11, 12, 13, or 14 ring-forming carbons (i.e., C₃₋₁₄). In some embodiments, the cycloalkyl is a C₃₋₁₄ monocyclic or bicyclic cycloalkyl. In some embodiments, the cycloalkyl is a C₃₋₇ monocyclic cycloalkyl. In some embodiments, the cycloalkyl is a C₄₋₇ monocyclic cycloalkyl. In some embodiments, the cycloalkyl is a C₄₋₁₀ spirocycle or bridged cycloalkyl (e.g., a bridged bicycloalkyl group). Example cycloalkyl groups include cyclopropyl, cyclobutyl, cyclopentyl, cyclohexyl, cycloheptyl, cyclopentenyl, cyclohexenyl, cyclohexadienyl, cycloheptatrienyl, norbornyl,

2022283611 05 Dec 2022

norpinyl, norcarnyl, cubane, adamantane, bicyclo[1.1.1]pentyl, bicyclo[2.1.1]hexyl, bicyclo[2.2.1]heptanyl, bicyclo[3.1.1]heptanyl, bicyclo[2.2.2]octanyl, spiro[3.3]heptanyl, and the like. In some embodiments, cycloalkyl is cyclopropyl, cyclobutyl, cyclopentyl, or cyclohexyl.

5 As used herein, "heteroaryl" refers to a monocyclic or polycyclic (e.g., having 2, 3, or 4 fused rings) aromatic heterocycle having at least one heteroatom ring member selected from N, O, S, and B. In some embodiments, the heteroaryl ring has 1, 2, 3, or 4 heteroatom ring members independently selected from N, O, S and B. In some embodiments, any ring-forming N in a heteroaryl moiety can be an N-oxide. In some embodiments, the heteroaryl is
10 a 5-10 membered monocyclic or bicyclic heteroaryl having 1, 2, 3, or 4 heteroatom ring members independently selected from N, O, S, and B. In some embodiments, the heteroaryl is a 5-6 monocyclic heteroaryl having 1, 2, or 3 heteroatom ring members independently selected from N, O, S, and B. In some embodiments, the heteroaryl is a five-membered or six-membered heteroaryl ring. A five-membered heteroaryl ring is a heteroaryl with a ring
15 having five ring atoms wherein one or more (e.g., 1, 2, or 3) ring atoms are independently selected from N, O, S, and B. In some embodiments, the heteroaryl group contains 3 to 14, 4 to 14, 3 to 7, or 5 to 6 ring-forming atoms. In some embodiments, the heteroaryl group has 1 to 4 ring-forming heteroatoms, 1 to 3 ring-forming heteroatoms, 1 to 2 ring-forming heteroatoms or 1 ring-forming heteroatom. When the heteroaryl group contains more than one
20 heteroatom ring member, the heteroatoms may be the same or different. Example heteroaryl groups include, but are not limited to, pyridine, pyrimidine, pyrazine, pyridazine, pyrrole, pyrazole, azolyl, oxazole, isoxazole, thiazole, isothiazole, imidazole, furan, thiophene, triazole, tetrazole, thiadiazole, quinoline, isoquinoline, indole, benzothiophene, benzofuran, benzisoxazole, imidazo[1, 2-b]thiazole, purine, triazine, thieno[3,2-b]pyridine, imidazo[1,2-
25 a]pyridine, 1,5-naphthyridine, 1H-pyrazolo[4,3-b]pyridine, and the like.

A five-membered heteroaryl is a heteroaryl group having five ring-forming atoms wherein one or more (e.g., 1, 2, or 3) of the ring-forming atoms are independently selected from N, O, B, and S. Exemplary five-membered ring heteroaryls are thienyl, furyl, pyrrolyl, imidazolyl, thiazolyl, oxazolyl, pyrazolyl, isothiazolyl, isoxazolyl, 1,2,3-triazolyl, tetrazolyl,
30 1,2,3-thiadiazolyl, 1,2,3-oxadiazolyl, 1,2,4-triazolyl, 1,2,4-thiadiazolyl, 1,2,4-oxadiazolyl, 1,3,4-triazolyl, 1,3,4-thiadiazolyl, 1,3,4-oxadiazolyl and 1,2-dihydro-1,2-azaborine.

A six-membered heteroaryl ring is a heteroaryl with a ring having six ring-forming atoms wherein one or more (e.g., 1, 2, or 3) ring atoms are independently selected from N, O,

S, and B. Exemplary six-membered ring heteroaryls are pyridyl, pyrazinyl, pyrimidinyl, triazinyl and pyridazinyl.

As used herein, “heterocycloalkyl” refers to monocyclic or polycyclic heterocycles having at least one non-aromatic ring (saturated or partially saturated ring), wherein one or more of the ring-forming carbon atoms of the heterocycloalkyl is replaced by a heteroatom selected from N, O, S, and B, and wherein the ring-forming carbon atoms and heteroatoms of a heterocycloalkyl group can be optionally substituted by one or more oxo or sulfide (e.g., C(O), S(O), C(S), or S(O)₂, etc). Heterocycloalkyl groups include monocyclic and polycyclic (e.g., having 2, 3, or 4 fused rings) systems. Included in heterocycloalkyl are monocyclic and polycyclic 3-14-, 4-14-, 3-10-, 4-10-, 5-10-, 4-7-, 5-7-, 5-6-, 5- or 6- membered heterocycloalkyl groups. Heterocycloalkyl groups can also include spirocycles and bridged rings (e.g., a 5-14 membered bridged biheterocycloalkyl ring having one or more ring-forming carbon atoms replaced by a heteroatom independently selected from N, O, S, and B). The heterocycloalkyl group can be attached through a ring-forming carbon atom or a ring-forming heteroatom. In some embodiments, the heterocycloalkyl group contains 0 to 3 double bonds. In some embodiments, the heterocycloalkyl group contains 0 to 2 double bonds.

Example heterocycloalkyl groups include pyrrolidonyl, pyrrolidin-2-one, 1,3-isoxazolidin-2-one, pyranyl, tetrahydropyran, oxetanyl, azetidiny, morpholinyl, thiomorpholino, piperazinyl, tetrahydrofuran, tetrahydrothienyl, piperidinyl, pyrrolidinyl, isoxazolidinyl, isothiazolidinyl, pyrazolidinyl, oxazolidinyl, thiazolidinyl, imidazolidinyl, azepanyl, 1,2,3,4-tetrahydroisoquinoline, benzazapene, azabicyclo[3.1.0]hexanyl, diazabicyclo[3.1.0]hexanyl, oxabicyclo[2.1.1]hexanyl, azabicyclo[2.2.1]heptanyl, diazabicyclo[2.2.1]heptanyl, azabicyclo[3.1.1]heptanyl, diazabicyclo[3.1.1]heptanyl, azabicyclo[3.2.1]octanyl, diazabicyclo[3.2.1]octanyl, oxabicyclo[2.2.2]octanyl, azabicyclo[2.2.2]octanyl, azaadamantanyl, diazaadamantanyl, oxa-adamantanyl, azaspiro[3.3]heptanyl, diazaspiro[3.3]heptanyl, oxa-azaspiro[3.3]heptanyl, azaspiro[3.4]octanyl, diazaspiro[3.4]octanyl, oxa-azaspiro[3.4]octanyl, azaspiro[2.5]octanyl, diazaspiro[2.5]octanyl, azaspiro[4.4]nonanyl, diazaspiro[4.4]nonanyl, oxa-azaspiro[4.4]nonanyl, azaspiro[4.5]decanyl, diazaspiro[4.5]decanyl, diazaspiro[4.4]nonanyl, oxa-diazaspiro[4.4]nonanyl and the like. In some embodiments, the heterocycloalkyl group is pyrrolidonyl, pyrrolidin-2-one, 1,3-isoxazolidin-2-one, pyranyl, tetrahydropuran, oxetanyl, azetidiny, morpholinyl, thiomorpholino, piperazinyl, tetrahydrofuran, tetrahydrothienyl, piperidinyl, pyrrolidinyl, isoxazolidinyl, isothiazolidinyl, pyrazolidinyl, oxazolidinyl, thiazolidinyl, imidazolidinyl, or azepanyl.

2022283611 05 Dec 2022

In some embodiments, the heterocycloalkyl group contains 3 to 14 ring-forming atoms, 4 to 14 ring-forming atoms, 3 to 7 ring-forming atoms, or 5 to 6 ring-forming atoms. In some embodiments, the heterocycloalkyl group has 1 to 4 heteroatoms, 1 to 3 heteroatoms, 1 to 2 heteroatoms or 1 heteroatom. In some embodiments, the heterocycloalkyl is a

5 monocyclic 4-6 membered heterocycloalkyl having 1 or 2 heteroatoms independently selected from N, O, S, and B and having one or more oxidized ring members. In some embodiments, the heterocycloalkyl is a monocyclic or bicyclic 4-10 membered heterocycloalkyl having 1, 2, 3, or 4 heteroatoms independently selected from N, O, S, and B and having one or more oxidized ring members.

10 As used herein, an “alkyl linking group” is a bivalent straight chain or branched alkyl linking group (“alkylene group”). For example, “C_{o-p} cycloalkyl-C_{n-m} alkyl-”, “C_{o-p} aryl-C_{n-m} alkyl-”, “phenyl-C_{n-m} alkyl-”, “heteroaryl-C_{n-m} alkyl-”, and “heterocycloalkyl-C_{n-m} alkyl-” contain alkyl linking groups. Examples of “alkyl linking groups” or “alkylene groups” include methylene, ethan-1,1-diyl, ethan-1,2-diyl, propan-1,3-diyl, propan-1,2-diyl, propan-1,1-diyl

15 and the like.

At certain places, the definitions or embodiments refer to specific rings (e.g., an azetidine ring, a pyridine ring, etc.). Unless otherwise indicated, these rings can be attached to any ring member provided that the valency of the atom is not exceeded. For example, an azetidine ring may be attached at any position of the ring, whereas a pyridin-3-yl ring is

20 attached at the 3-position.

As used herein, the term “oxo” refers to an oxygen atom (i.e., =O) as a divalent substituent, forming a carbonyl group when attached to a carbon (e.g., C=O or C(O)), or attached to a nitrogen or sulfur heteroatom forming a nitroso, sulfinyl or sulfonyl group.

As used herein, the term “independently selected from” means that each occurrence

25 of a variable or substituent are independently selected at each occurrence from the applicable list.

The compounds described herein can be asymmetric (e.g., having one or more stereocenters). All stereoisomers, such as enantiomers and diastereomers, are intended unless otherwise indicated. Compounds of the present disclosure that contain asymmetrically

30 substituted carbon atoms can be isolated in optically active or racemic forms. Methods on how to prepare optically active forms from optically inactive starting materials are known in the art, such as by resolution of racemic mixtures or by stereoselective synthesis. Many geometric isomers of olefins, C=N double bonds, and the like can also be present in the compounds described herein, and all such stable isomers are contemplated in the present

2022283611 05 Dec 2022

invention. *Cis* and *trans* geometric isomers of the compounds of the present disclosure are described and may be isolated as a mixture of isomers or as separated isomeric forms. In some embodiments, the compound has the (*R*)-configuration. In some embodiments, the compound has the (*S*)-configuration. The Formulas (*e.g.*, Formula (I), (II), etc.) provided
5 herein include stereoisomers of the compounds.

Resolution of racemic mixtures of compounds can be carried out by any of numerous methods known in the art. An example method includes fractional recrystallization using a chiral resolving acid which is an optically active, salt-forming organic acid. Suitable resolving agents for fractional recrystallization methods are, for example, optically active acids, such as
10 the D and L forms of tartaric acid, diacetyltartaric acid, dibenzoyltartaric acid, mandelic acid, malic acid, lactic acid or the various optically active camphorsulfonic acids such as β -camphorsulfonic acid. Other resolving agents suitable for fractional crystallization methods include stereoisomerically pure forms of α -methylbenzylamine (*e.g.*, *S* and *R* forms, or diastereomerically pure forms), 2-phenylglycinol, norephedrine, ephedrine, N-
15 methylephedrine, cyclohexylethylamine, 1,2-diaminocyclohexane, and the like.

Resolution of racemic mixtures can also be carried out by elution on a column packed with an optically active resolving agent (*e.g.*, dinitrobenzoylphenylglycine). Suitable elution solvent composition can be determined by one skilled in the art.

Compounds provided herein also include tautomeric forms. Tautomeric forms result from the swapping of a single bond with an adjacent double bond together with the concomitant migration of a proton. Tautomeric forms include prototropic tautomers which are isomeric protonation states having the same empirical formula and total charge. Example
20 prototropic tautomers include ketone – enol pairs, amide- imidic acid pairs, lactam – lactim pairs, enamine – imine pairs, and annular forms where a proton can occupy two or more positions of a heterocyclic system, for example, 1H- and 3H-imidazole, 1H-, 2H- and 4H-1,2,4-triazole, 1H- and 2H- isoindole, 2-hydroxypyridine and 2-pyridone, and 1H- and 2H-pyrazole. Tautomeric forms can be in equilibrium or sterically locked into one form by appropriate substitution.

All compounds, and pharmaceutically acceptable salts thereof, can be found together
30 with other substances such as water and solvents (*e.g.* hydrates and solvates) or can be isolated.

In some embodiments, preparation of compounds can involve the addition of acids or bases to affect, for example, catalysis of a desired reaction or formation of salt forms such as acid addition salts.

2022283611 05 Dec 2022

In some embodiments, the compounds provided herein, or salts thereof, are substantially isolated. By “substantially isolated” is meant that the compound is at least partially or substantially separated from the environment in which it was formed or detected. Partial separation can include, for example, a composition enriched in the compounds provided herein. Substantial separation can include compositions containing at least about 50%, at least about 60%, at least about 70%, at least about 80%, at least about 90%, at least about 95%, at least about 97%, or at least about 99% by weight of the compounds provided herein, or salt thereof. Methods for isolating compounds and their salts are routine in the art.

The term “compound” as used herein is meant to include all stereoisomers, geometric isomers, tautomers, and isotopes of the structures depicted. Compounds herein identified by name or structure as one particular tautomeric form are intended to include other tautomeric forms unless otherwise specified.

The phrase “pharmaceutically acceptable” is employed herein to refer to those compounds, materials, compositions, and/or dosage forms which are, within the scope of sound medical judgment, suitable for use in contact with the tissues of human beings and animals without excessive toxicity, irritation, allergic response, or other problem or complication, commensurate with a reasonable benefit/risk ratio.

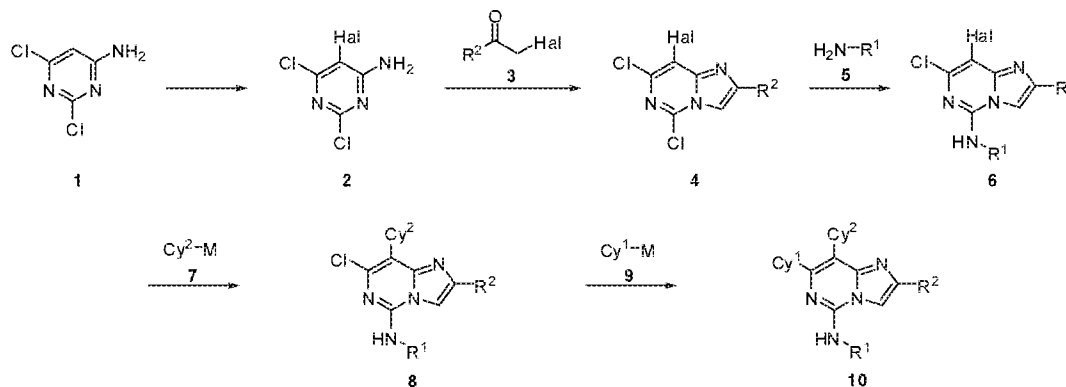
The present application also includes pharmaceutically acceptable salts of the compounds described herein. As used herein, “pharmaceutically acceptable salts” refers to derivatives of the disclosed compounds wherein the parent compound is modified by converting an existing acid or base moiety to its salt form. Examples of pharmaceutically acceptable salts include, but are not limited to, mineral or organic acid salts of basic residues such as amines; alkali or organic salts of acidic residues such as carboxylic acids; and the like. The pharmaceutically acceptable salts of the present disclosure include the conventional non-toxic salts of the parent compound formed, for example, from non-toxic inorganic or organic acids. The pharmaceutically acceptable salts of the present disclosure can be synthesized from the parent compound which contains a basic or acidic moiety by conventional chemical methods. Generally, such salts can be prepared by reacting the free acid or base forms of these compounds with a stoichiometric amount of the appropriate base or acid in water or in an organic solvent, or in a mixture of the two; generally, non-aqueous media like ether, ethyl acetate, alcohols (e.g., methanol, ethanol, iso-propanol, or butanol) or acetonitrile (ACN) are preferred. Lists of suitable salts are found in *Remington's Pharmaceutical Sciences*, 17th ed., Mack Publishing Company, Easton, Pa., 1985, p. 1418 and *Journal of Pharmaceutical Science*, 66, 2 (1977), each of which is incorporated herein by reference in its entirety.

Synthesis

As will be appreciated by those skilled in the art, the compounds provided herein, including salts and stereoisomers thereof, can be prepared using known organic synthesis techniques and can be synthesized according to any of numerous possible synthetic routes.

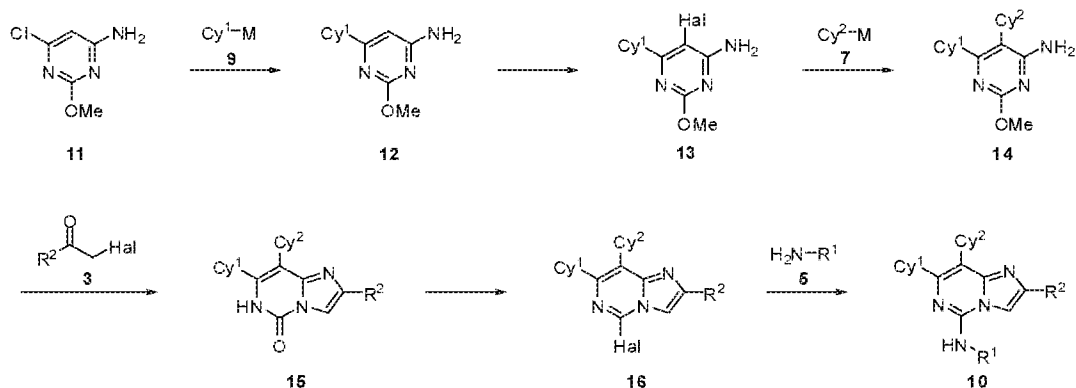
5

Scheme 1



Compound of formula **10** can be prepared via the synthetic route as outlined in **Scheme 1**. The commercially available starting material **1** can undergo a halogenation reaction, such as electrophilic aromatic substitution (S_EAr), with an appropriate reagent, such as *N*-bromosuccinimide (NBS), to afford compound **2** (Hal is a halide, such as F, Cl, Br, or I). Condensation of compound **2** with a carbonyl adduct of formula **3** at elevated temperature can generate the bicyclic compound **4**. Selective chloride displacement of compound **4** via either nucleophilic substitution, or a coupling reaction, with compound **5** can deliver compound **6**. Compound **6** can then be selectively coupled to an adduct of formula **7**, in which M is a boronic acid, a boronic ester or an appropriately substituted metal [e.g., M is $B(OR)_2$, $Sn(Alkyl)_3$, $Zn-Hal$, etc.], under standard Suzuki cross-coupling conditions (e.g., in the presence of a palladium catalyst and a suitable base), or standard Stille cross-coupling conditions (e.g., in the presence of a palladium catalyst), or standard Negishi cross-coupling conditions (e.g., in the presence of a palladium catalyst), to give a derivative of formula **8**. Introduction of Cy^1 can then be achieved by the coupling of compound **8** with an adduct of formula **9**, using similar conditions as described for the preparation of compound **8** from compound **6**, to afford compound **10**.

Scheme 2



Alternatively, compound of formula 10 can be prepared via the synthetic route as outlined in **Scheme 2**. The commercially available starting material 11 can undergo a

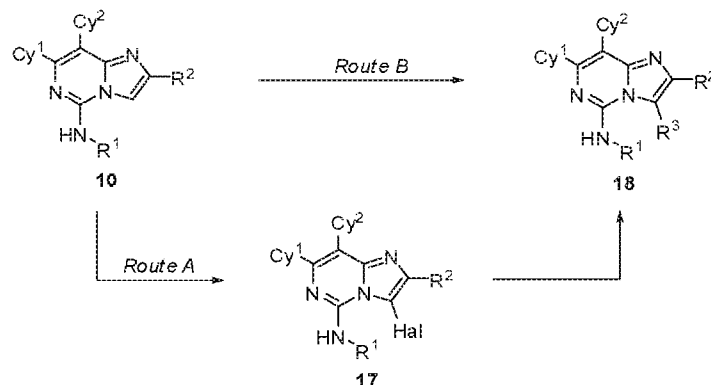
5 coupling reaction with an adduct of formula 9, in which M is a boronic acid, a boronic ester or an appropriately substituted metal [e.g., M is B(OR)₂, Sn(Alkyl)₃, Zn-Hal, etc.], under standard Suzuki cross-coupling conditions (e.g., in the presence of a palladium catalyst and a suitable base), or standard Stille cross-coupling conditions (e.g., in the presence of a

10 palladium catalyst), or standard Negishi cross-coupling conditions (e.g., in the presence of a palladium catalyst), to give a derivative of formula 12. Compound 12 can undergo a halogenation reaction, such as electrophilic aromatic substitution (S_EAr), with an appropriate reagent, such as *N*-bromosuccinimide (NBS), to afford compound 13 (Hal is a halide, such as F, Cl, Br, or I). Coupling of compound 13 with an adduct of formula 7, using similar conditions as described for the preparation of compound 12 from compound 11, can afford

15 compound 14. Condensation of compound 14 with a carbonyl adduct of formula 3 at elevated temperature can generate the bicyclic compound 15. Treatment of compound 15 with an appropriate reagent, such as phosphoryl chloride (POCl₃), at elevated temperature can afford the halide adduct 16. Displacement of the halogen in compound 16 via nucleophilic substitution, or a coupling reaction, with adduct 5 can then afford compound 10.

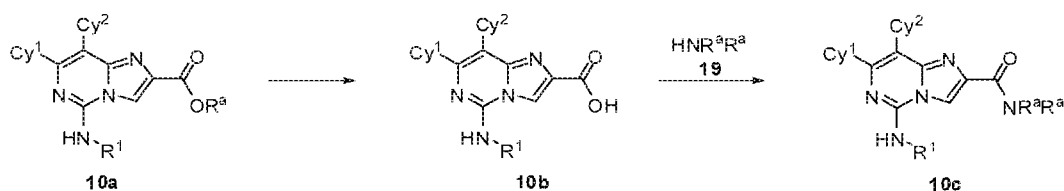
2022283611 05 Dec 2022

Scheme 3



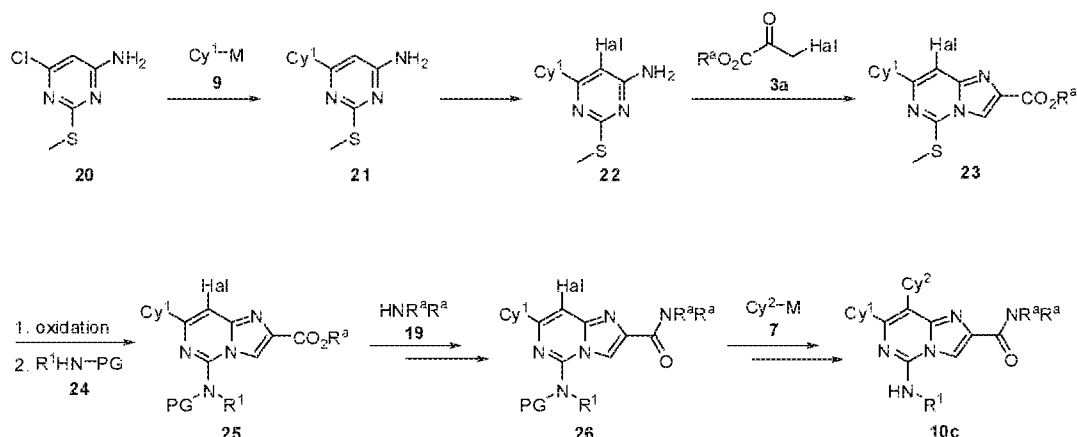
Compound **18** can be prepared via the synthetic route (*Route A*) as outlined in **Scheme 3**. Compound **10** can first undergo a halogenation reaction, such as electrophilic aromatic substitution (S_EAr), with an appropriate reagent, such as *N*-bromosuccinimide (NBS), to afford compound **17** (Hal is a halide, such as F, Cl, Br, or I). R^3 can then be introduced either via nucleophilic substitution, or a coupling reaction, to afford compound **18**. Alternatively, compound **10** can undergo a direct chemical transformation, such as electrophilic substitution, to generate compound **18** (*Route B*).

Scheme 4



Compound **10c** can be prepared via the synthetic route as outlined in **Scheme 4** starting from compound **10a**, which can be prepared as described in either **Scheme 1** or **Scheme 2**. Ester hydrolysis of compound **10a** using an appropriate reagent, such as lithium hydroxide (LiOH), can deliver carboxylic acid **10b**, which can then be coupled with amine **19** using an appropriate coupling reagent (such as HATU, BOP, or PyBOP) to afford compound **10c**.

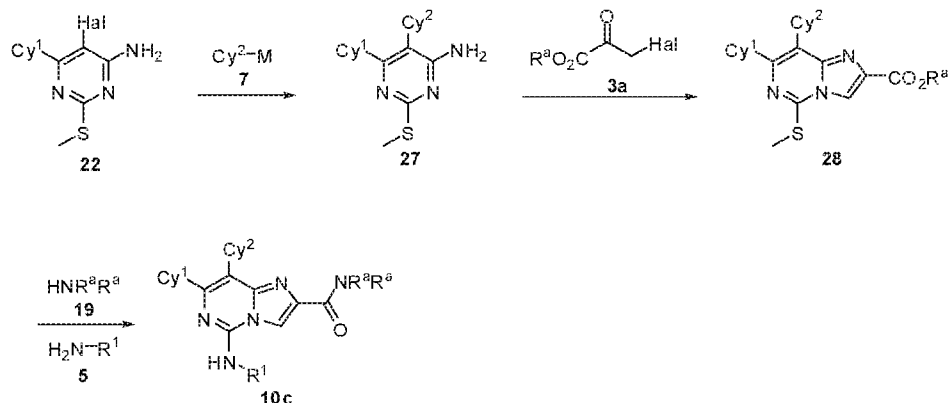
Scheme 5



Alternatively, compound **10c** can be prepared using the synthetic route as outlined in Scheme 5. The commercially available starting material **20** can undergo a coupling reaction with an adduct of formula **9**, in which M is a boronic acid, a boronic ester or an appropriately substituted metal [e.g., M is B(OR)₂, Sn(Alkyl)₃, Zn-Hal, etc.], under standard Suzuki cross-coupling conditions (e.g., in the presence of a palladium catalyst and a suitable base), or standard Stille cross-coupling conditions (e.g., in the presence of a palladium catalyst), or standard Negishi cross-coupling conditions (e.g., in the presence of a palladium catalyst), to give a derivative of formula **21**. Compound **21** can then be subjected to a halogenation reaction, such as electrophilic aromatic substitution (S_EAr), with an appropriate reagent, such as *N*-bromosuccinimide (NBS), to afford compound **22** (Hal is a halide, such as F, Cl, Br, or I). Condensation of compound **22** with a carbonyl adduct of formula **3a** at elevated temperature can generate the bicyclic compound of formula **23**. Oxidation of compound **23** with an appropriate oxidant, such as *m*CPBA, followed by nucleophilic substitution with a protected amine adduct **24** can deliver compound **25**. Ester hydrolysis of compound **25** in the presence of an appropriate reagent, such as lithium hydroxide (LiOH), can generate the corresponding carboxylic acid, which can then be coupled with an amine adduct of formula **19**, using an appropriate coupling reagent (such as HATU, BOP, or PyBOP), to afford compound **26**. Alternatively, compound **26** can be accessed by reacting compound **25** directly with amine adduct **19** at elevated temperature. Finally, introduction of Cy² can be achieved by the coupling of compound **26** with an adduct of formula **7**, using similar conditions as described for the preparation of compound **21** from compound **20**. The protecting group (PG) can then be removed under appropriate conditions to afford compound **10c**. Alternatively, compound **10c** can also be prepared by first removal of the protecting group (PG) in compound **26**, followed by the coupling reaction with adduct **7**.

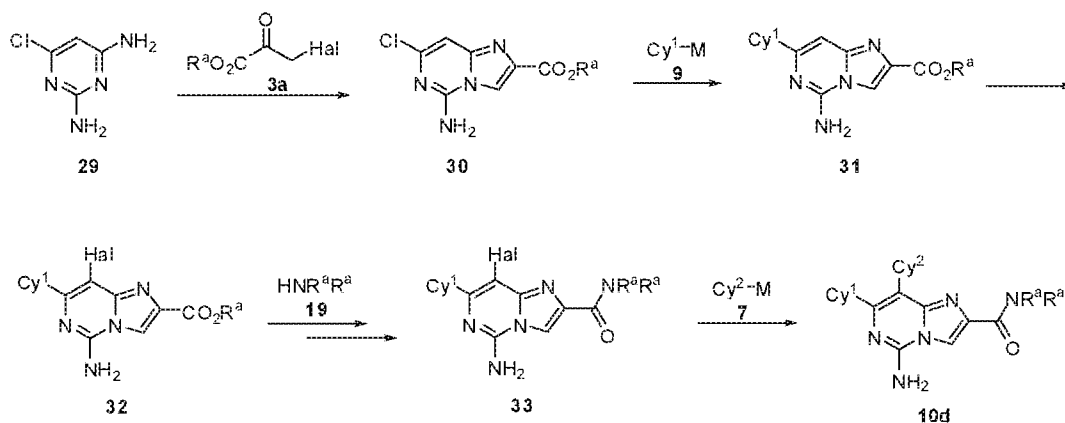
2022283611 05 Dec 2022

Scheme 6



Compound **10c** can also be prepared using the synthetic route as outlined in **Scheme 6**. Compound **22** (prepared as described in **Scheme 5**) can first undergo a coupling reaction with an adduct of formula **7**, in which M is a boronic acid, a boronic ester or an appropriately substituted metal [e.g., M is B(OR)₂, Sn(Alkyl)₃, Zn-Hal, etc.], under standard Suzuki cross-coupling conditions (e.g., in the presence of a palladium catalyst and a suitable base), or standard Stille cross-coupling conditions (e.g., in the presence of a palladium catalyst), or standard Negishi cross-coupling conditions (e.g., in the presence of a palladium catalyst), to give a derivative of formula **27**. Condensation of compound **27** with a carbonyl adduct of formula **3a** at elevated temperature can generate the bicyclic compound of formula **28**. Compound **28** can then react with amine **19** and amine **5**, in either order, to afford Compound **10c**.

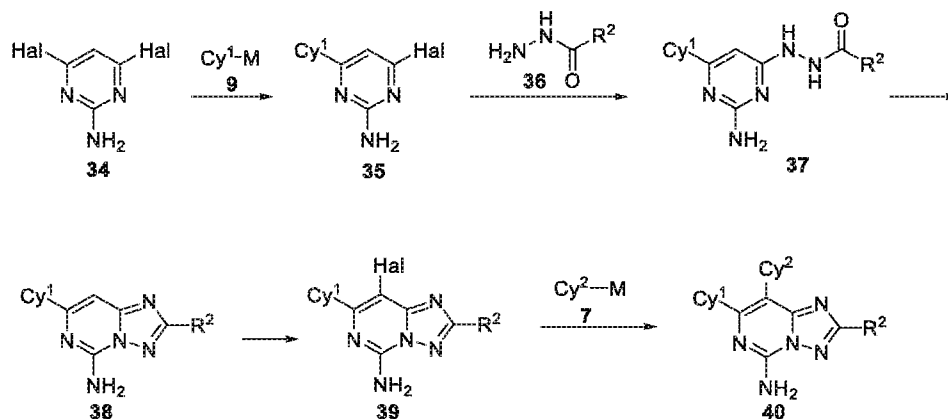
Scheme 7



Compounds **10d** can be prepared using the synthetic route as outlined in **Scheme 7**. Condensation of commercially available starting material **29** with a carbonyl adduct of formula **3a** at elevated temperature can generate the bicyclic compound of formula **30**.

Compound **30** can then undergo a coupling reaction with an adduct of formula **9**, in which M is a boronic acid, a boronic ester or an appropriately substituted metal [e.g., M is B(OR)₂, Sn(Alkyl)₃, Zn-Hal, etc.], under standard Suzuki cross-coupling conditions (e.g., in the presence of a palladium catalyst and a suitable base), or standard Stille cross-coupling conditions (e.g., in the presence of a palladium catalyst), or standard Negishi cross-coupling conditions (e.g., in the presence of a palladium catalyst), to give a derivative of formula **31**. Compound **31** can then be subjected to a halogenation reaction, such as electrophilic aromatic substitution (S_EAr), with an appropriate reagent, such as *N*-bromosuccinimide (NBS), to afford compound **32** (Hal is a halide, such as F, Cl, Br, or I). Ester hydrolysis of compound **32** in the presence of an appropriate reagent, such as lithium hydroxide (LiOH), can generate the corresponding carboxylic acid, which can then be coupled with an amine adduct of formula **19**, using an appropriate coupling reagent (such as HATU, BOP, or PyBOP), to afford compound **33**. Alternatively, compound **33** can be accessed by reacting compound **32** directly with amine adduct **19** at elevated temperature. Introduction of Cy² can then be achieved by the coupling of compound **33** with an adduct of formula **7**, using similar conditions as described for the preparation of compound **31** from compound **30**, to afford compound **10d**.

Scheme 8

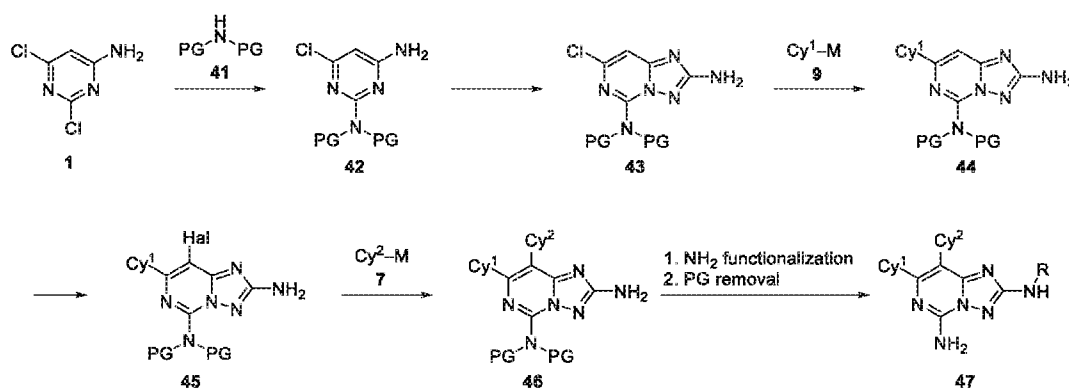


Compounds of formula **40** can be synthesized via the synthetic route outlined in Scheme 8. Starting material **34** first undergoes a cross-coupling reaction with reagent **9** to generate compound **35**, in which M is a boronic acid, boronic ester or an appropriately substituted metal [e.g., M is B(OR)₂, Sn(Alkyl)₃, or Zn-Hal], under standard Suzuki cross-coupling conditions (e.g., in the presence of a palladium catalyst and a suitable base), or standard Stille cross-coupling conditions (e.g., in the presence of a palladium catalyst), or standard Negishi cross-coupling conditions (e.g., in the presence of a palladium catalyst). A nucleophilic aromatic substitution (S_NAr) reaction of compound **35** with hydrazide **36** then

affords compound **37**, which undergoes a cyclization reaction at elevated temperature in the presence of a suitable reagent, such as *N,O*-bis(trimethylsilyl)acetamide, to produce bicycle **38**. Halogenation of **38** with an appropriate reagent, such as *N*-bromosuccinimide (NBS), affords compound **39**. The final product **40** can be prepared by a cross-coupling reaction

5 between compound **39** and a derivative of formula **7**, using similar procedures as described for the preparation of compound **35** from starting material **34**. At various stages during this synthetic sequence, the R^2 group can be further functionalized as seen appropriate.

Scheme 9



Compounds of formula **47** can be synthesized via the synthetic route outlined in

Scheme 9. Selective nucleophilic aromatic substitution (S_NAr) reaction of starting material **1** with amine **41** (PG represents a suitable protecting group, such as 4-methoxybenzyl) affords compound **42**. Compound **42** can then be cyclized to intermediate **43** via appropriate chemical transformations, such as a two-step sequence using *O*-ethyl carbonisothiocyanatide and

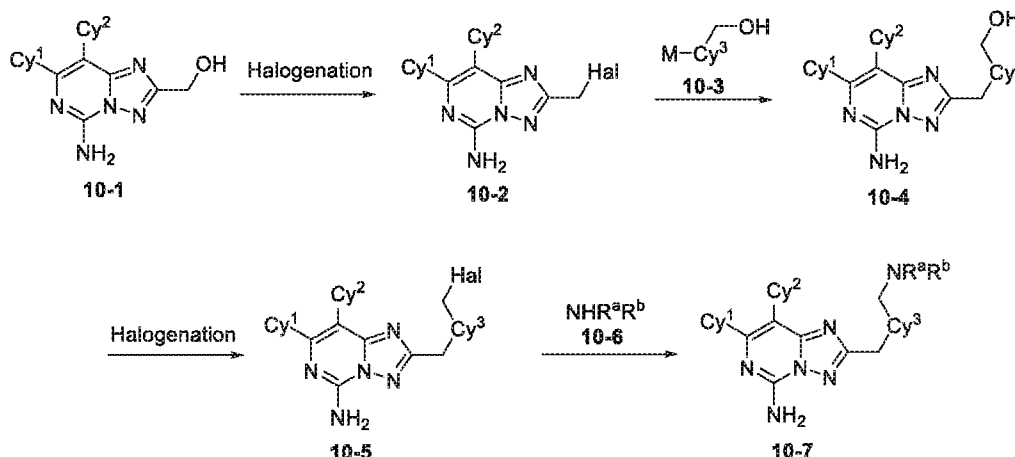
hydroxylamine hydrochloride. A cross-coupling reaction between **43** and a reagent of formula **9**, in which M is a boronic acid, boronic ester or an appropriately substituted metal [e.g., M is $B(OR)_2$, $Sn(Alkyl)_3$, or $Zn-Hal$], under standard Suzuki cross-coupling conditions (e.g., in the presence of a palladium catalyst and a suitable base), or standard Stille cross-coupling conditions (e.g., in the presence of a palladium catalyst), or standard Negishi cross-coupling

conditions (e.g., in the presence of a palladium catalyst), will generate intermediate **44**. Halogenation of **44** using a suitable reagent, such as *N*-bromosuccinimide (NBS), gives compound **45**. A cross-coupling reaction between **45** and a derivative of formula **7**, using similar procedures as described for the preparation of compound **44** from compound **43**, generates intermediate **46**. The amino group of **46** can then be functionalized using suitable

chemical transformations, such as Buchwald-Hartwig coupling conditions in the presence of a palladium catalyst (e.g., chloro(2-dicyclohexylphosphino-2',4',6'-triisopropyl-1,1'-biphenyl)[2-(2'-amino-1,1'-biphenyl)]palladium(II)) and a base (e.g., sodium *tert*-butoxide),

or reductive amination conditions (*e.g.*, in the presence of a suitable hydride source), or Strecker reaction conditions (*e.g.*, in the presence of a suitable cyanide source), followed by protecting group removal to afford product 47.

Scheme 10



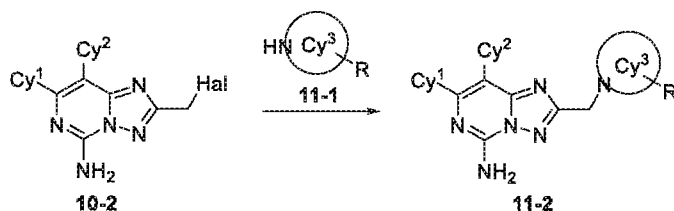
5

Compounds of formula 10-7 can be synthesized via the synthetic route outlined in Scheme 10. Advanced intermediate 10-1 (which can be prepared using synthetic procedures as outlined in Scheme 8) first undergoes a halogenation reaction (using a suitable reagent, such as thionyl chloride) to generate compound 10-2 (Hal is a halide, such as F, Cl, Br, or I).

- 10 Compound 10-2 can then be subjected to a cross-coupling reaction with reagents of formula 10-3, in which M is a boronic acid, boronic ester or an appropriately substituted metal [*e.g.*, M is B(OR)₂, Sn(Alkyl)₃, or Zn-Hal], under standard Suzuki cross-coupling conditions (*e.g.*, in the presence of a palladium catalyst and a suitable base), or standard Stille cross-coupling conditions (*e.g.*, in the presence of a palladium catalyst), or standard Negishi cross-coupling conditions (*e.g.*, in the presence of a palladium catalyst), to afford compound 10-4. The hydroxyl group in 10-4 can then be converted to a halogen to provide compound 10-5 (using similar procedures as described for the conversion of 10-1 to 10-2). Product 10-7 can then be prepared from intermediate 10-5 and reagents of formula 10-6, using an appropriate transformation, such as a nucleophilic substitution (S_N2) reaction.

20

Scheme 11



Compounds of formula **11-2** can be synthesized via the synthetic route outlined in Scheme 11. Intermediate **10-2** (which can be prepared using synthetic procedures as outlined in Scheme 10, Hal is a halide, such as F, Cl, Br, or I) can undergo a nucleophilic substitution reaction (S_N2) with reagent of formula **11-1**, to afford compound **11-2**.

Methods of Use

The compounds of the present disclosure can modulate the activity of adenosine receptors, such as subtypes A2A and A2B receptors. Accordingly, the compounds, salts or stereoisomers described herein can be used in methods of inhibiting adenosine receptors (e.g., A2A and/or A2B receptors) by contacting the receptor with any one or more of the compounds, salts, or compositions described herein. In some embodiments, the compounds or salts can be used in methods of inhibiting activity of an adenosine receptor in an individual/patient in need of the inhibition by administering an effective amount of a compound or salt of described herein. In some embodiments, modulating is inhibiting. In some embodiments, the contacting is *in vivo*. In some embodiments, the contacting is *ex vivo* or *in vitro*.

The compounds or salts described herein can be selective. By “selective,” it is meant that the compound binds to or inhibits an adenosine receptor with greater affinity or potency, respectively, compared to at least one other receptor, kinase, etc.. The compounds of the present disclosure can also be dual antagonists (i.e., inhibitors) of adenosine receptors, e.g., A2A and A2B adenosine receptors.

Another aspect of the present disclosure pertains to methods of treating an adenosine receptor associated disease or disorder in an individual (e.g., patient) by administering to the individual in need of such treatment a therapeutically effective amount or dose of one or more compounds of the present disclosure or a pharmaceutical composition thereof. An adenosine receptor associated disease or disorder can include any disease, disorder or condition that is directly or indirectly linked to expression or activity of the adenosine receptor, including overexpression and/or abnormal activity levels.

2022283611 05 Dec 2022

The compounds of the present disclosure are useful in the treatment of diseases related to the activity of adenosine receptors including, for example, cancer, inflammatory diseases, cardiovascular diseases, neurodegenerative diseases, immunomodulatory disorders, central nerve system diseases, and diabetes.

- 5 Based on the compelling roles of adenosine, e.g., A2A, A2B, receptors in multiple immunosuppressive mechanisms, developing inhibitors can boost the immune system to suppress tumor progression. Adenosine receptor inhibitors can be used to treat, alone or in combination with other therapies, bladder cancer, lung cancer (e.g., non-small cell lung cancer (NSCLC), lung metastasis), melanoma (e.g., metastatic melanoma), breast cancer,
- 10 cervical cancer, ovarian cancer, colorectal cancer, pancreatic cancer, esophageal cancer, prostate cancer, kidney cancer, skin cancer, thyroid cancer, liver cancer, uterine cancer, head and neck cancer, and renal cell carcinoma (Antonioli, L. et al., *Nature Reviews Cancer*, 2013, 13, 842-857). *See also*, [https://globenewswire.com/news-release/2017/04/04/954192/0/en/Corvus-Pharmaceuticals-Announces-Interim-Results-from-](https://globenewswire.com/news-release/2017/04/04/954192/0/en/Corvus-Pharmaceuticals-Announces-Interim-Results-from-Ongoing-Phase-1-1b-Study-Demonstrating-Safety-and-Clinical-Activity-of-Lead-Checkpoint-Inhibitor-CPI-444-in-Patients-with-Adva.html)
- 15 Ongoing-Phase-1-1b-Study-Demonstrating-Safety-and-Clinical-Activity-of-Lead-Checkpoint-Inhibitor-CPI-444-in-Patients-with-Adva.html; Cekic C. et al., *J Immunol*, 2012, 188:198-205; Iannone, R. et al., *Am. J. Cancer Res.* 2014, 4:172-181 (study shows that both A2A and CD73 blockade enhance the antitumor activity of anti-CTLA-4 mAb therapy in a B16F10 murine melanoma model); Iannone, R. et al., *Neoplasia*, 2013, 15:1400-1410 and
- 20 Beavis PA., et al., *Proc Natl Acad Sci. USA*, 2013, 110:14711-14716 (study shows that A2A and CD73 blockade decreased metastasis in 4T1 breast tumor model with has high CD73 expression). In some embodiments, the prostate cancer is metastatic castrate-resistant prostate carcinoma (mCRPC). In some embodiments, the colorectal cancer is colorectal carcinoma (CRC).
- 25 In some embodiments, the disease or disorder is lung cancer (e.g., non-small cell lung cancer), melanoma, pancreatic cancer, breast cancer, head and neck squamous cell carcinoma, prostate cancer, liver cancer, color cancer, endometrial cancer, bladder cancer, skin cancer, cancer of the uterus, renal cancer, gastric cancer, or sarcoma. In some embodiments, the sarcoma is Askin's tumor, sarcoma botryoides, chondrosarcoma, Ewing's sarcoma, malignant
- 30 hemangioendothelioma, malignant schwannoma, osteosarcoma, alveolar soft part sarcoma, angiosarcoma, cystosarcoma phyllodes, dermatofibrosarcoma protuberans, desmoid tumor, desmoplastic small round cell tumor, epithelioid sarcoma, extraskelatal chondrosarcoma, extraskelatal osteosarcoma, fibrosarcoma, gastrointestinal stromal tumor (GIST), hemangiopericytoma, hemangiosarcoma, Kaposi's sarcoma, leiomyosarcoma, liposarcoma,

2022283611 05 Dec 2022

lymphangiosarcoma, lymphosarcoma, malignant peripheral nerve sheath tumor (MPNST), neurofibrosarcoma, rhabdomyosarcoma, synovial sarcoma, or undifferentiated pleomorphic sarcoma.

In some embodiments, the disease or disorder is mesothelioma or adrenocarcinoma.

5 In some embodiments, the disease or disorder is mesothelioma. In some embodiments, the disease or disorder is adrenocarcinoma.

MDSC (myeloid-derived suppressor cells) are a heterogeneous group of immune cells from the myeloid lineage (a family of cells that originate from bone marrow stem cells).

MDSCs strongly expand in pathological situations such as chronic infections and cancer, as a
10 result of an altered haematopoiesis. MDSCs are discriminated from other myeloid cell types in which they possess strong immunosuppressive activities rather than immunostimulatory properties. Similar to other myeloid cells, MDSCs interact with other immune cell types including T cells, dendritic cells, macrophages and natural killer cells to regulate their functions. In some embodiments, the compounds, etc. described herein can be used in
15 methods related to cancer tissue (e.g., tumors) with high infiltration of MDSCs, including solid tumors with high basal level of macrophage and/or MDSC infiltration.

In some embodiments, the compounds of the disclosure can be used in treating pulmonary inflammation, including bleomycin-induced pulmonary fibrosis and injury related to adenosine deaminase deficiency (Baraldi, et al., *Chem. Rev.*, 2008, 108, 238–263).

20 In some embodiments, the compounds of the disclosure can be used as a treatment for inflammatory disease such as allergic reactions (e.g., A2B adenosine receptor dependent allergic reactions) and other adenosine receptor dependent immune reactions. Further inflammatory diseases that can be treated by compounds of the disclosure include respiratory disorders, sepsis, reperfusion injury, and thrombosis.

25 In some embodiments, the compounds of the disclosure can be used as a treatment for cardiovascular disease such as coronary artery disease (myocardial infarction, angina pectoris, heart failure), cerebrovascular disease (stroke, transient ischemic attack), peripheral artery disease, and aortic atherosclerosis and aneurysm. Atherosclerosis is an underlying etiologic factor in many types of cardiovascular disease. Atherosclerosis begins in adolescence with
30 fatty streaks, which progress to plaques in adulthood and finally results in thrombotic events that cause occlusion of vessels leading to clinically significant morbidity and mortality. Antagonists to the A2B adenosine receptor and A2A adenosine receptor may be beneficial in preventing atherosclerotic plaque formation (Eisenstein, A. et al., *J. Cell Physiol.*, 2015, 230(12), 2891-2897).

2022283611 05 Dec 2022

In some embodiments, the compounds of the disclosure can be used as a treatment for disorders in motor activity; deficiency caused by degeneration of the striatonigral dopamine system; and Parkinson's disease; some of the motivational symptoms of depression (Collins, L. E. et al. *Pharmacol. Biochem. Behav.*, 2012, 100, 498–505.).

5 In some embodiments, the compounds of the disclosure can be used as a treatment for diabetes and related disorders, such as insulin resistance. Diabetes affects the production of adenosine and the expression of A_{2B} adenosine receptors (A_{2B}Rs) that stimulate IL-6 and CRP production, insulin resistance, and the association between A_{2B}R gene single-nucleotide polymorphisms (ADORA2B SNPs) and inflammatory markers. The increased A_{2B}R
10 signaling in diabetes may increase insulin resistance in part by elevating pro-inflammatory mediators. Selective A_{2B}R blockers may be useful to treat insulin resistance (Figler, R. A. et al. *Diabetes*, 2011, 60 (2), 669-679).

It is believed that compounds provided herein, e.g., compounds of Formula (I), or any of the embodiments thereof, may possess satisfactory pharmacological profile and promising
15 biopharmaceutical properties, such as toxicological profile, metabolism and pharmacokinetic properties, solubility, and permeability. It will be understood that determination of appropriate biopharmaceutical properties is within the knowledge of a person skilled in the art, e.g., determination of cytotoxicity in cells or inhibition of certain targets or channels to determine potential toxicity.

20 The terms “individual” or “patient”, used interchangeably, refer to any animal, including mammals, preferably mice, rats, other rodents, rabbits, dogs, cats, swine, cattle, sheep, horses, or primates, and most preferably humans.

The phrase “therapeutically effective amount” refers to the amount of active compound or pharmaceutical agent that elicits the biological or medicinal response in a tissue, system,
25 animal, individual or human that is being sought by a researcher, veterinarian, medical doctor or other clinician.

As used herein, the term “treating” or “treatment” refers to one or more of (1) inhibiting the disease; e.g., inhibiting a disease, condition or disorder in an individual who is experiencing or displaying the pathology or symptomatology of the disease, condition or
30 disorder (*i.e.*, arresting further development of the pathology and/or symptomatology); and (2) ameliorating the disease; e.g., ameliorating a disease, condition or disorder in an individual who is experiencing or displaying the pathology or symptomatology of the disease, condition or disorder (*i.e.*, reversing the pathology and/or symptomatology) such as decreasing the severity of disease.

2022283611 05 Dec 2022

In some embodiments, the compounds of the invention are useful in preventing or reducing the risk of developing any of the diseases referred to herein; e.g., preventing or reducing the risk of developing a disease, condition or disorder in an individual who may be predisposed to the disease, condition or disorder but does not yet experience or display the pathology or symptomatology of the disease.

Combination Therapies

I. Immune-checkpoint therapies

In some embodiments, A2A and A2B dual inhibitors provided herein can be used in combination with one or more immune checkpoint inhibitors for the treatment of cancer as described herein. In one embodiment, the combination with one or more immune checkpoint inhibitors as described herein can be used for the treatment of melanoma. Compounds of the present disclosure can be used in combination with one or more immune checkpoint inhibitors. Exemplary immune checkpoint inhibitors include inhibitors against immune checkpoint molecules such as CD20, CD28, CD40, CD122, CD96, CD73, CD47, GITR, CSF1R, JAK, PI3K delta, PI3K gamma, TAM, arginase, HPK1, CD137 (also known as 4-1BB), ICOS, B7-H3, B7-H4, BTLA, CTLA-4, LAG3, TIM3, VISTA, TIGIT, PD-1, PD-L1 and PD-L2. In some embodiments, the immune checkpoint molecule is a stimulatory checkpoint molecule selected from CD27, CD28, CD40, ICOS, OX40, GITR and CD137. In some embodiments, the immune checkpoint molecule is an inhibitory checkpoint molecule selected from A2AR, B7-H3, B7-H4, BTLA, CTLA-4, IDO, KIR, LAG3, PD-1, TIM3, TIGIT and VISTA. In some embodiments, the compounds of the disclosure provided herein can be used in combination with one or more agents selected from KIR inhibitors, TIGIT inhibitors, LAIR1 inhibitors, CD160 inhibitors, 2B4 inhibitors and TGFR beta inhibitors.

In some embodiments, the A2A and A2B dual inhibitors provided herein can be used in combination with one or more agonists of immune checkpoint molecules, e.g., OX40, CD27, OX40, GITR, and CD137 (also known as 4-1BB).

In some embodiments, the inhibitor of an immune checkpoint molecule is anti-PD1 antibody, anti-PD-L1 antibody, or anti-CTLA-4 antibody.

In some embodiments, the inhibitor of an immune checkpoint molecule is an inhibitor of PD-1, e.g., an anti-PD-1 monoclonal antibody. In some embodiments, the anti-PD-1 monoclonal antibody is nivolumab, pembrolizumab (also known as MK-3475), durvalumab (Imfinzi®), pidilizumab, SHR-1210, PDR001, MGA012, PDR001, AB122 or AMP-224. In some embodiments, the anti-PD-1 monoclonal antibody is nivolumab or pembrolizumab. In

2022283611 05 Dec 2022

some embodiments, the anti-PD1 antibody is pembrolizumab. In some embodiments, the anti-PD-1 monoclonal antibody is MGA012. In some embodiments, the anti-PD1 antibody is SHR-1210. Other anti-cancer agent(s) include antibody therapeutics such as 4-1BB (e.g. urelumab, utomilumab).

5 In some embodiments, the inhibitor of an immune checkpoint molecule is an inhibitor of PD-L1, e.g., an anti-PD-L1 monoclonal antibody. In some embodiments, the anti-PD-L1 monoclonal antibody is BMS-935559, MEDI4736, MPDL3280A (also known as RG7446), or MSB0010718C. In some embodiments, the anti-PD-L1 monoclonal antibody is MPDL3280A or MEDI4736.

10 In some embodiments, the inhibitor of an immune checkpoint molecule is an inhibitor of PD-1 and PD-L1, e.g., an anti-PD-1/PD-L1 monoclonal antibody. In some embodiments, the anti-PD-1/PD-L1 is MCLA-136.

In some embodiments, the inhibitor is MCLA-145.

In some embodiments, the inhibitor of an immune checkpoint molecule is an inhibitor of CTLA-4, e.g., an anti-CTLA-4 antibody. In some embodiments, the anti-CTLA-4 antibody is ipilimumab, tremelimumab, AGEN1884, or CP-675,206.

In some embodiments, the inhibitor of an immune checkpoint molecule is an inhibitor of LAG3, e.g., an anti-LAG3 antibody. In some embodiments, the anti-LAG3 antibody is BMS-986016, LAG525, or INCAGN2385.

20 In some embodiments, the inhibitor of an immune checkpoint molecule is an inhibitor of TIM3, e.g., an anti-TIM3 antibody. In some embodiments, the anti-TIM3 antibody is INCAGN2390, MBG453, or TSR-022.

In some embodiments, the inhibitor of an immune checkpoint molecule is an inhibitor of GITR, e.g., an anti-GITR antibody. In some embodiments, the anti-GITR antibody is TRX518, MK-4166, INCAGN1876, MK-1248, AMG228, BMS-986156, GWN323, or MEDI1873.

In some embodiments, the inhibitor of an immune checkpoint molecule is an agonist of OX40, e.g., OX40 agonist antibody or OX40L fusion protein. In some embodiments, the anti-OX40 antibody is MEDI0562, MOXR-0916, PF-04518600, GSK3174998, or BMS-986178. In some embodiments, the OX40L fusion protein is MEDI6383.

30 In some embodiments, the inhibitor of an immune checkpoint molecule is an inhibitor of CD20, e.g., an anti-CD20 antibody. In some embodiments, the anti-CD20 antibody is obinutuzumab or rituximab.

2022283611 05 Dec 2022

The compounds of the present disclosure can be used in combination with bispecific antibodies. In some embodiments, one of the domains of the bispecific antibody targets PD-1, PD-L1, CTLA-4, GITR, OX40, TIM3, LAG3, CD137, ICOS, CD3, tumor specific antigens (e.g., CD70), or TGF β receptor.

5 In some embodiments, the compounds of the disclosure can be used in combination with one or more metabolic enzyme inhibitors. In some embodiments, the metabolic enzyme inhibitor is an inhibitor of IDO1, TDO, or arginase. Examples of IDO1 inhibitors include epacadostat, NLG919, BMS-986205, PF-06840003, IOM2983, RG-70099 and LY338196.

10 As provided throughout, the additional compounds, inhibitors, agents, etc. can be combined with the present compound in a single or continuous dosage form, or they can be administered simultaneously or sequentially as separate dosage forms.

II. Cancer therapies

Cancer cell growth and survival can be impacted by multiple signaling pathways. Thus, it is useful to combine different enzyme/protein/receptor inhibitors, exhibiting different
15 preferences in the targets which they modulate the activities of, to treat such conditions. Targeting more than one signaling pathway (or more than one biological molecule involved in a given signaling pathway) may reduce the likelihood of drug-resistance arising in a cell population, and/or reduce the toxicity of treatment.

20 The compounds of the present disclosure can be used in combination with one or more other enzyme/protein/receptor inhibitors or one or more therapies for the treatment of diseases, such as cancer. Examples of diseases and indications treatable with combination therapies include those as described herein.

25 The compounds of the present disclosure can be used in combination with one or more additional pharmaceutical agents such as, for example, chemotherapeutics, immune-oncology agents, metabolic enzyme inhibitors, chemokine receptor inhibitors, and phosphatase inhibitors, as well as targeted therapies such as Bcr-Abl, Flt-3, EGFR, HER2, JAK, c-MET, VEGFR, PDGFR, c-Kit, IGF-1R, RAF and FAK kinase inhibitors. The one or more additional pharmaceutical agents can be administered to a patient simultaneously or sequentially.

30 For example, the compounds as disclosed herein can be combined with one or more inhibitors of the following kinases for the treatment of cancer and other diseases or disorders described herein: Akt1, Akt2, Akt3, TGF- β R, PKA, PKG, PKC, CaM-kinase, phosphorylase kinase, MEKK, ERK, MAPK, mTOR, EGFR, HER2, HER3, HER4, INS-R, IGF-1R, IR-R, PDGF α R, PDGF β R, CSFIR, KIT, FLK-II, KDR/FLK-1, FLK-4, flt-1, FGFR1, FGFR2,

2022283611 05 Dec 2022

FGFR3, FGFR4, c-Met, Ron, Sea, TRKA, TRKB, TRKC, FLT3, VEGFR/Flt2, Flt4, EphA1, EphA2, EphA3, EphB2, EphB4, Tie2, Src, Fyn, Lck, Fgr, Btk, Fak, SYK, FRK, JAK, ABL, ALK and B-Raf. Non-limiting examples of inhibitors that can be combined with the compounds of the present disclosure for treatment of cancer and other diseases and disorders

5 described herein include an FGFR inhibitor (FGFR1, FGFR2, FGFR3 or FGFR4, e.g., INCB54828, INCB62079 and INCB63904), a JAK inhibitor (JAK1 and/or JAK2, e.g., ruxolitinib, baricitinib or INCB39110), an IDO inhibitor (e.g., epacadostat, NLG919, or BMS-986205), an LSD1 inhibitor (e.g., INCB59872 and INCB60003), a TDO inhibitor, a PI3K-delta inhibitor (e.g., INCB50797 and INCB50465), a Pim inhibitor, a CSF1R inhibitor,
10 a TAM receptor tyrosine kinases (Tyro-3, Axl, and Mer), a histone deacetylase inhibitor (HDAC) such as an HDAC8 inhibitor, an angiogenesis inhibitor, an interleukin receptor inhibitor, bromo and extra terminal family members inhibitors (for example, bromodomain inhibitors or BET inhibitors such as INCB54329 and INCB57643) and an adenosine receptor antagonist or combinations thereof.

15 Example antibodies for use in combination therapy include but are not limited to Trastuzumab (e.g. anti-HER2), Ranibizumab (e.g. anti-VEGF-A), Bevacizumab (trade name Avastin, e.g. anti-VEGF, Panitumumab (e.g. anti-EGFR), Cetuximab (e.g. anti-EGFR), Rituxan (anti-CD20) and antibodies directed to c-MET.

One or more of the following agents may be used in combination with the compounds
20 of the present disclosure and are presented as a non-limiting list: a cytostatic agent, cisplatin, doxorubicin, taxotere, taxol, etoposide, irinotecan, camptostar, topotecan, paclitaxel, docetaxel, epothilones, tamoxifen, 5-fluorouracil, methotrexate, temozolomide, cyclophosphamide, SCH 66336, R115777, L778,123, BMS 214662, IRESSATM (gefitinib), TARCEVATM (erlotinib), antibodies to EGFR, GLEEVECTM, intron, ara-C, adriamycin,
25 cytoxan, gemcitabine, uracil mustard, chloromethine, ifosfamide, melphalan, chlorambucil, pipobroman, triethylenemelamine, triethylenethiophosphoramine, busulfan, carmustine, lomustine, streptozocin, dacarbazine, floxuridine, cytarabine, 6-mercaptopurine, 6-thioguanine, fludarabine phosphate, oxaliplatin, leucovirin, ELOXAFINTM, TM (oxaliplatin), pentostatine, vinblastine, vincristine, vindesine, bleomycin, dactinomycin, daunorubicin,
30 doxorubicin, epirubicin, idarubicin, mithramycin, deoxycoformycin, mitomycin-C, L-asparaginase, teniposide 17 .alpha.-ethinylestradiol, diethylstilbestrol, testosterone, prednisone, fluoxymesterone, Prednisone, Fluoxymesterone, Dromostanolone propionate, testolactone, megestrolacetate, methylprednisolone, methyltestosterone, prednisolone, triamcinolone, chlorotrianisene, hydroxyprogesterone, aminoglutethimide, estramustine,

2022283611 05 Dec 2022

medroxyprogesteroneacetate, leuprolide, flutamide, toremifene, goserelin, carboplatin, hydroxyurea, amsacrine, procarbazine, mitotane, mitoxantrone, levamisole, navelbene, anastrozole, letrozole, capecitabine, reloxafine, droloxafine, hexamethylinelamine, avastin, HERCEPTINTM (trastuzumab), BEXXARTM (tositumomab), VELCADETM, (bortezomib), ZEVALINTM (ibritumomab tiuxetan), TRISENOXTM (arsenic trioxide), XELODATM (capecitabine), vinorelbine, porfimer, ERBITUXTM (cetuximab), thiotepa, altretamine, melphalan, trastuzumab, lerozole, fulvestrant, exemestane, ifosfomide, rituximab, C225 (cetuximab), Campath (alemtuzumab), clofarabine, cladribine, aphidicolon, rituxan, sunitimib, dasatinib, tezacitabine, Sml1, fludarabine, pentostatin, triapine, didox, trimidox, amidox, 3-AP, and MDL-101,731.

The compounds of the present disclosure can further be used in combination with other methods of treating cancers, for example by chemotherapy, irradiation therapy, tumortargeted therapy, adjuvant therapy, immunotherapy or surgery. Examples of immunotherapy include cytokine treatment (e.g., interferons, GM-CSF, G-CSF, IL-2), CRS-207 immunotherapy, cancer vaccine, monoclonal antibody, adoptive T cell transfer, Toll receptor agonists, STING agonists, oncolytic virotherapy and immunomodulating small molecules, including thalidomide or JAK1/2 inhibitor and the like. The compounds can be administered in combination with one or more anti-cancer drugs, such as a chemotherapeutics. Example chemotherapeutics include any of: abarelix, aldesleukin, alemtuzumab, alitretinoin, allopurinol, altretamine, anastrozole, arsenic trioxide, asparaginase, azacitidine, bevacizumab, bexarotene, baricitinib, bleomycin, bortezomib, bortezomib, busulfan intravenous, busulfan oral, calusterone, capecitabine, carboplatin, carmustine, cetuximab, chlorambucil, cisplatin, cladribine, clofarabine, cyclophosphamide, cytarabine, dacarbazine, dactinomycin, dalteparin sodium, daunorubicin, decitabine, denileukin, denileukin diftiox, dexrazoxane, docetaxel, doxorubicin, dromostanolone propionate, eculizumab, epirubicin, erlotinib, estramustine, etoposide phosphate, etoposide, exemestane, fentanyl citrate, filgrastim, floxuridine, fludarabine, fluorouracil, fulvestrant, gefitinib, gemcitabine, gemtuzumab ozogamicin, goserelin acetate, histrelin acetate, ibritumomab tiuxetan, idarubicin, ifosfamide, imatinib mesylate, interferon alfa 2a, irinotecan, lapatinib ditosylate, lenalidomide, letrozole, leucovorin, leuprolide acetate, levamisole, lomustine, meclorothamine, megestrol acetate, melphalan, mercaptopurine, methotrexate, methoxsalen, mitomycin C, mitotane, mitoxantrone, nandrolone phenpropionate, nelarabine, nofetumomab, olaparib, oxaliplatin, paclitaxel, pamidronate, panitumumab, pegaspargase, pegfilgrastim, pemetrexed disodium, pentostatin, pipobroman, plicamycin, procarbazine,

2022283611 05 Dec 2022

quinacrine, rasburicase, rituximab, ruxolitinib, rucaparib, streptozocin, tamoxifen, temozolomide, teniposide, testolactone, thalidomide, thioguanine, thiotepa, topotecan, toremifene, tositumomab, trastuzumab, tretinoin, uracil mustard, valrubicin, vinblastine, vincristine, vinorelbine, vorinostat, niraparib, veliparib, talazoparib, and zoledronate.

5 Additional examples of chemotherapeutics include proteasome inhibitors (e.g., bortezomib), thalidomide, revlimid, and DNA-damaging agents such as melphalan, doxorubicin, cyclophosphamide, vincristine, etoposide, carmustine, and the like.

Example Bcr-Abl inhibitors include imatinib mesylate (GLEEVECTM), nilotinib, dasatinib, bosutinib, and ponatinib, and pharmaceutically acceptable salts. Other example
10 suitable Bcr-Abl inhibitors include the compounds, and pharmaceutically acceptable salts thereof, of the genera and species disclosed in U.S. Pat. No. 5,521,184, WO 04/005281, and U.S. Ser. No. 60/578,491.

Example suitable Flt-3 inhibitors include midostaurin, lestaurtinib, linifanib, sunitinib, sunitinib, maleate, sorafenib, quizartinib, crenolanib, pacritinib, tandutinib,
15 PLX3397 and ASP2215, and their pharmaceutically acceptable salts. Other example suitable Flt-3 inhibitors include compounds, and their pharmaceutically acceptable salts, as disclosed in WO 03/037347, WO 03/099771, and WO 04/046120.

Example suitable RAF inhibitors include dabrafenib, sorafenib, and vemurafenib, and their pharmaceutically acceptable salts. Other example suitable RAF inhibitors include
20 compounds, and their pharmaceutically acceptable salts, as disclosed in WO 00/09495 and WO 05/028444.

Example suitable FAK inhibitors include VS-4718, VS-5095, VS-6062, VS-6063, BI853520, and GSK2256098, and their pharmaceutically acceptable salts. Other example
25 suitable FAK inhibitors include compounds, and their pharmaceutically acceptable salts, as disclosed in WO 04/080980, WO 04/056786, WO 03/024967, WO 01/064655, WO 00/053595, and WO 01/014402.

In some embodiments, the compounds of the disclosure can be used in combination with one or more other kinase inhibitors including imatinib, particularly for treating patients resistant to imatinib or other kinase inhibitors.

30 In some embodiments, the compounds of the disclosure can be used in combination with a chemotherapeutic in the treatment of cancer, and may improve the treatment response as compared to the response to the chemotherapeutic agent alone, without exacerbation of its toxic effects. In some embodiments, the compounds of the disclosure can be used in combination with a chemotherapeutic provided herein. For example, additional

2022283611 05 Dec 2022

pharmaceutical agents used in the treatment of multiple myeloma, can include, without limitation, melphalan, melphalan plus prednisone [MP], doxorubicin, dexamethasone, and Velcade (bortezomib). Further additional agents used in the treatment of multiple myeloma include Bcr-Abl, Flt-3, RAF and FAK kinase inhibitors. In some embodiments, the agent is an alkylating agent, a proteasome inhibitor, a corticosteroid, or an immunomodulatory agent. Examples of an alkylating agent include cyclophosphamide (CY), melphalan (MEL), and bendamustine. In some embodiments, the proteasome inhibitor is carfilzomib. In some embodiments, the corticosteroid is dexamethasone (DEX). In some embodiments, the immunomodulatory agent is lenalidomide (LEN) or pomalidomide (POM). Additive or synergistic effects are desirable outcomes of combining a PI3K inhibitor of the present disclosure with an additional agent.

In some embodiments, the compounds of the disclosure can be used in combination with an inhibitor of JAK or PI3K δ .

The agents can be combined with the present compound in a single or continuous dosage form, or the agents can be administered simultaneously or sequentially as separate dosage forms.

The compounds of the present disclosure can be used in combination with one or more other inhibitors or one or more therapies for the treatment of infections. Examples of infections include viral infections, bacterial infections, fungus infections or parasite infections.

In some embodiments, a corticosteroid such as dexamethasone is administered to a patient in combination with the compounds of the disclosure where the dexamethasone is administered intermittently as opposed to continuously.

The compounds of Formula (I) or any of the formulas as described herein, a compound as recited in any of the claims and described herein, or salts thereof can be combined with another immunogenic agent, such as cancerous cells, purified tumor antigens (including recombinant proteins, peptides, and carbohydrate molecules), cells, and cells transfected with genes encoding immune stimulating cytokines. Non-limiting examples of tumor vaccines that can be used include peptides of melanoma antigens, such as peptides of gp100, MAGE antigens, Trp-2, MART1 and/or tyrosinase, or tumor cells transfected to express the cytokine GM-CSF.

The compounds of Formula (I) or any of the formulas as described herein, a compound as recited in any of the claims and described herein, or salts thereof can be used in combination with a vaccination protocol for the treatment of cancer. In some embodiments,

2022283611 05 Dec 2022

the tumor cells are transduced to express GM-CSF. In some embodiments, tumor vaccines include the proteins from viruses implicated in human cancers such as Human Papilloma Viruses (HPV), Hepatitis Viruses (HBV and HCV) and Kaposi's Herpes Sarcoma Virus (KHSV).

5 In some embodiments, the compounds of Formula (I) or any of the formulas as described herein, a compound as recited in any of the claims and described herein, or salts thereof can be combined with dendritic cells immunization to activate potent anti-tumor responses.

10 The compounds of the present disclosure can be used in combination with bispecific macrocyclic peptides that target Fe alpha or Fe gamma receptor-expressing effectors cells to tumor cells. The compounds of the present disclosure can also be combined with macrocyclic peptides that activate host immune responsiveness.

15 In some further embodiments, combinations of the compounds of the disclosure with other therapeutic agents can be administered to a patient prior to, during, and/or after a bone marrow transplant or stem cell transplant. The compounds of the present disclosure can be used in combination with bone marrow transplant for the treatment of a variety of tumors of hematopoietic origin.

20 The compounds of Formula (F) or any of the formulas as described herein, a compound as recited in any of the claims and described herein, or salts thereof can be used in combination with vaccines, to stimulate the immune response to pathogens, toxins, and self antigens. Examples of pathogens for which this therapeutic approach may be particularly useful, include pathogens for which there is currently no effective vaccine, or pathogens for which conventional vaccines are less than completely effective. These include, but are not limited to, HIV, Hepatitis (A, B, & C), Influenza, Herpes, Giardia, Malaria, Leishmania, 25 Staphylococcus aureus, Pseudomonas Aeruginosa.

30 Viruses causing infections treatable by methods of the present disclosure include, but are not limit to human papillomavirus, influenza, hepatitis A, B, C or D viruses, adenovirus, poxvirus, herpes simplex viruses, human cytomegalovirus, severe acute respiratory syndrome virus, ebola virus, measles virus, herpes virus (e.g., VZV, HSV-1, HAV-6, HSV-II, and CMV, Epstein Barr virus), flaviviruses, echovirus, rhinovirus, coxsackie virus, cornovirus, respiratory syncytial virus, mumpsvirus, rotavirus, measles virus, rubella virus, parvovirus, vaccinia virus, HTLV virus, dengue virus, papillomavirus, molluscum virus, poliovirus, rabies virus, JC virus and arboviral encephalitis virus.

2022283611 05 Dec 2022

Pathogenic bacteria causing infections treatable by methods of the disclosure include, but are not limited to, chlamydia, rickettsial bacteria, mycobacteria, staphylococci, streptococci, pneumonococci, meningococci and gonococci, klebsiella, proteus, serratia, pseudomonas, legionella, diphtheria, salmonella, bacilli, cholera, tetanus, botulism, anthrax, plague, leptospirosis, and Lyme's disease bacteria.

Pathogenic fungi causing infections treatable by methods of the disclosure include, but are not limited to, Candida (albicans, krusei, glabrata, tropicalis, etc.), Cryptococcus neoformans, Aspergillus (fumigatus, niger, etc.), Genus Mucorales (mucor, absidia, rhizopus), Sporothrix schenckii, Blastomyces dermatitidis, Paracoccidioides brasiliensis, Coccidioides immitis and Histoplasma capsulatum. Pathogenic parasites causing infections treatable by methods of the disclosure include, but are not limited to, Entamoeba histolytica, Balantidium coli, Naegleria fowleri, Acanthamoeba sp., Giardia lamblia, Cryptosporidium sp., Pneumocystis carinii, Plasmodium vivax, Babesia microti, Trypanosoma brucei, Trypanosoma cruzi, Leishmania donovani, Toxoplasma gondii, and Nippostrongylus brasiliensis.

Methods for the safe and effective administration of most of these chemotherapeutic agents are known to those skilled in the art. In addition, their administration is described in the standard literature. For example, the administration of many of the chemotherapeutic agents is described in the "Physicians' Desk Reference" (PDR, e.g., 1996 edition, Medical Economics Company, Montvale, NJ), the disclosure of which is incorporated herein by reference as if set forth in its entirety.

Pharmaceutical Formulations and Dosage Forms

When employed as pharmaceuticals, the compounds of the disclosure can be administered in the form of pharmaceutical compositions. These compositions can be prepared in a manner well known in the pharmaceutical art, and can be administered by a variety of routes, depending upon whether local or systemic treatment is desired and upon the area to be treated. Administration may be topical (including transdermal, epidermal, ophthalmic and to mucous membranes including intranasal, vaginal and rectal delivery), pulmonary (e.g., by inhalation or insufflation of powders or aerosols, including by nebulizer; intratracheal or intranasal), oral, or parenteral. Parenteral administration includes intravenous, intraarterial, subcutaneous, intraperitoneal intramuscular or injection or infusion; or intracranial, e.g., intrathecal or intraventricular, administration. Parenteral administration can be in the form of a single bolus dose, or may be, for example, by a continuous perfusion

2022283611 05 Dec 2022

pump. Pharmaceutical compositions and formulations for topical administration may include transdermal patches, ointments, lotions, creams, gels, drops, suppositories, sprays, liquids and powders. Conventional pharmaceutical carriers, aqueous, powder or oily bases, thickeners and the like may be necessary or desirable.

5 This disclosure also includes pharmaceutical compositions which contain, as the active ingredient, the compound of the disclosure or a pharmaceutically acceptable salt thereof, in combination with one or more pharmaceutically acceptable carriers (excipients). In some embodiments, the composition is suitable for topical administration. In making the compositions of the disclosure, the active ingredient is typically mixed with an excipient,
10 diluted by an excipient or enclosed within such a carrier in the form of, for example, a capsule, sachet, paper, or other container. When the excipient serves as a diluent, it can be a solid, semi-solid, or liquid material, which acts as a vehicle, carrier or medium for the active ingredient. Thus, the compositions can be in the form of tablets, pills, powders, lozenges, sachets, cachets, elixirs, suspensions, emulsions, solutions, syrups, aerosols (as a solid or in a
15 liquid medium), ointments containing, for example, up to 10% by weight of the active compound, soft and hard gelatin capsules, suppositories, sterile injectable solutions, and sterile packaged powders.

 In preparing a formulation, the active compound can be milled to provide the appropriate particle size prior to combining with the other ingredients. If the active compound
20 is substantially insoluble, it can be milled to a particle size of less than 200 mesh. If the active compound is substantially water soluble, the particle size can be adjusted by milling to provide a substantially uniform distribution in the formulation, *e.g.* about 40 mesh.

 The compounds of the disclosure may be milled using known milling procedures such as wet milling to obtain a particle size appropriate for tablet formation and for other
25 formulation types. Finely divided (nanoparticulate) preparations of the compounds of the disclosure can be prepared by processes known in the art, *e.g.*, see International App. No. WO 2002/000196.

 Some examples of suitable excipients include lactose, dextrose, sucrose, sorbitol, mannitol, starches, gum acacia, calcium phosphate, alginates, tragacanth, gelatin, calcium
30 silicate, microcrystalline cellulose, polyvinylpyrrolidone, cellulose, water, syrup, and methyl cellulose. The formulations can additionally include: lubricating agents such as talc, magnesium stearate, and mineral oil; wetting agents; emulsifying and suspending agents; preserving agents such as methyl- and propylhydroxy-benzoates; sweetening agents; and flavoring agents. The compositions of the disclosure can be formulated so as to provide quick,

2022283611 05 Dec 2022

sustained or delayed release of the active ingredient after administration to the patient by employing procedures known in the art.

The compositions can be formulated in a unit dosage form, each dosage containing from about 5 to about 1000 mg (1 g), more usually about 100 to about 500 mg, of the active
5 ingredient. The term "unit dosage forms" refers to physically discrete units suitable as unitary dosages for human subjects and other mammals, each unit containing a predetermined quantity of active material calculated to produce the desired therapeutic effect, in association with a suitable pharmaceutical excipient.

In some embodiments, the compositions of the disclosure contain from about 5 to
10 about 50 mg of the active ingredient. One having ordinary skill in the art will appreciate that this embodies compositions containing about 5 to about 10, about 10 to about 15, about 15 to about 20, about 20 to about 25, about 25 to about 30, about 30 to about 35, about 35 to about 40, about 40 to about 45, or about 45 to about 50 mg of the active ingredient.

In some embodiments, the compositions of the disclosure contain from about 50 to
15 about 500 mg of the active ingredient. One having ordinary skill in the art will appreciate that this embodies compositions containing about 50 to about 100, about 100 to about 150, about 150 to about 200, about 200 to about 250, about 250 to about 300, about 350 to about 400, or about 450 to about 500 mg of the active ingredient.

In some embodiments, the compositions of the disclosure contain from about 500 to
20 about 1000 mg of the active ingredient. One having ordinary skill in the art will appreciate that this embodies compositions containing about 500 to about 550, about 550 to about 600, about 600 to about 650, about 650 to about 700, about 700 to about 750, about 750 to about 800, about 800 to about 850, about 850 to about 900, about 900 to about 950, or about 950 to about 1000 mg of the active ingredient.

25 Similar dosages may be used of the compounds described herein in the methods and uses of the disclosure.

The active compound can be effective over a wide dosage range and is generally administered in a pharmaceutically effective amount. It will be understood, however, that the amount of the compound actually administered will usually be determined by a physician,
30 according to the relevant circumstances, including the condition to be treated, the chosen route of administration, the actual compound administered, the age, weight, and response of the individual patient, the severity of the patient's symptoms, and the like.

For preparing solid compositions such as tablets, the principal active ingredient is mixed with a pharmaceutical excipient to form a solid preformulation composition containing

2022283611 05 Dec 2022

a homogeneous mixture of a compound of the present disclosure. When referring to these preformulation compositions as homogeneous, the active ingredient is typically dispersed evenly throughout the composition so that the composition can be readily subdivided into equally effective unit dosage forms such as tablets, pills and capsules. This solid
5 preformulation is then subdivided into unit dosage forms of the type described above containing from, for example, about 0.1 to about 1000 mg of the active ingredient of the present disclosure.

The tablets or pills of the present disclosure can be coated or otherwise compounded to provide a dosage form affording the advantage of prolonged action. For example, the tablet
10 or pill can comprise an inner dosage and an outer dosage component, the latter being in the form of an envelope over the former. The two components can be separated by an enteric layer which serves to resist disintegration in the stomach and permit the inner component to pass intact into the duodenum or to be delayed in release. A variety of materials can be used for such enteric layers or coatings, such materials including a number of polymeric acids and
15 mixtures of polymeric acids with such materials as shellac, cetyl alcohol, and cellulose acetate.

The liquid forms in which the compounds and compositions of the present disclosure can be incorporated for administration orally or by injection include aqueous solutions, suitably flavored syrups, aqueous or oil suspensions, and flavored emulsions with edible oils
20 such as cottonseed oil, sesame oil, coconut oil, or peanut oil, as well as elixirs and similar pharmaceutical vehicles.

Compositions for inhalation or insufflation include solutions and suspensions in pharmaceutically acceptable, aqueous or organic solvents, or mixtures thereof, and powders. The liquid or solid compositions may contain suitable pharmaceutically acceptable excipients
25 as described *supra*. In some embodiments, the compositions are administered by the oral or nasal respiratory route for local or systemic effect. Compositions can be nebulized by use of inert gases. Nebulized solutions may be breathed directly from the nebulizing device or the nebulizing device can be attached to a face mask, tent, or intermittent positive pressure breathing machine. Solution, suspension, or powder compositions can be administered orally
30 or nasally from devices which deliver the formulation in an appropriate manner.

Topical formulations can contain one or more conventional carriers. In some embodiments, ointments can contain water and one or more hydrophobic carriers selected from, for example, liquid paraffin, polyoxyethylene alkyl ether, propylene glycol, white Vaseline, and the like. Carrier compositions of creams can be based on water in combination

2022283611 05 Dec 2022

with glycerol and one or more other components, e.g. glycerinemonostearate, PEG-glycerinemonostearate and cetylstearyl alcohol. Gels can be formulated using isopropyl alcohol and water, suitably in combination with other components such as, for example, glycerol, hydroxyethyl cellulose, and the like. In some embodiments, topical formulations

5 contain at least about 0.1, at least about 0.25, at least about 0.5, at least about 1, at least about 2, or at least about 5 wt % of the compound of the disclosure. The topical formulations can be suitably packaged in tubes of, for example, 100 g which are optionally associated with instructions for the treatment of the select indication, e.g., psoriasis or other skin condition.

The amount of compound or composition administered to a patient will vary

10 depending upon what is being administered, the purpose of the administration, such as prophylaxis or therapy, the state of the patient, the manner of administration, and the like. In therapeutic applications, compositions can be administered to a patient already suffering from a disease in an amount sufficient to cure or at least partially arrest the symptoms of the disease and its complications. Effective doses will depend on the disease condition being

15 treated as well as by the judgment of the attending clinician depending upon factors such as the severity of the disease, the age, weight and general condition of the patient, and the like.

The compositions administered to a patient can be in the form of pharmaceutical compositions described above. These compositions can be sterilized by conventional sterilization techniques, or may be sterile filtered. Aqueous solutions can be packaged for use

20 as is, or lyophilized, the lyophilized preparation being combined with a sterile aqueous carrier prior to administration. The pH of the compound preparations typically will be between 3 and 11, more preferably from 5 to 9 and most preferably from 7 to 8. It will be understood that use of certain of the foregoing excipients, carriers, or stabilizers will result in the formation of pharmaceutical salts.

The therapeutic dosage of a compound of the present disclosure can vary according to, for example, the particular use for which the treatment is made, the manner of administration of the compound, the health and condition of the patient, and the judgment of the prescribing physician. The proportion or concentration of a compound of the disclosure in a pharmaceutical composition can vary depending upon a number of factors including dosage,

25 chemical characteristics (e.g., hydrophobicity), and the route of administration. For example, the compounds of the disclosure can be provided in an aqueous physiological buffer solution containing about 0.1 to about 10% w/v of the compound for parenteral administration. Some typical dose ranges are from about 1 µg/kg to about 1 g/kg of body weight per day. In some embodiments, the dose range is from about 0.01 mg/kg to about 100 mg/kg of body weight

30

2022283611 05 Dec 2022

per day. The dosage is likely to depend on such variables as the type and extent of progression of the disease or disorder, the overall health status of the particular patient, the relative biological efficacy of the compound selected, formulation of the excipient, and its route of administration. Effective doses can be extrapolated from dose-response curves

5 derived from *in vitro* or animal model test systems.

The compositions of the disclosure can further include one or more additional pharmaceutical agents such as a chemotherapeutic, steroid, anti-inflammatory compound, or immunosuppressant, examples of which are listed herein.

10 *Labeled Compounds and Assay Methods*

Another aspect of the present disclosure relates to labeled compounds of the disclosure (radio-labeled, fluorescent-labeled, etc.) that would be useful not only in imaging techniques but also in assays, both *in vitro* and *in vivo*, for localizing and quantitating A2A and/or A2B receptors in tissue samples, including human, and for identifying A2A and/or

15 A2B antagonists by inhibition binding of a labeled compound. Substitution of one or more of the atoms of the compounds of the present disclosure can also be useful in generating differentiated ADME (Adsorption, Distribution, Metabolism and Excretion.) Accordingly, the present disclosure includes adenosine receptor (e.g., A2A and/or A2B) assays that contain such labeled or substituted compounds.

20 The present disclosure further includes isotopically-labeled compounds of the disclosure. An "isotopically" or "radio-labeled" compound is a compound of the disclosure where one or more atoms are replaced or substituted by an atom having an atomic mass or mass number different from the atomic mass or mass number typically found in nature (i.e., naturally occurring). Suitable radionuclides that may be incorporated in compounds of the

25 present disclosure include but are not limited to ^2H (also written as D for deuterium), ^3H (also written as T for tritium), ^{11}C , ^{13}C , ^{14}C , ^{13}N , ^{15}N , ^{15}O , ^{17}O , ^{18}O , ^{18}F , ^{35}S , ^{36}Cl , ^{82}Br , ^{75}Br , ^{76}Br , ^{77}Br , ^{123}I , ^{124}I , ^{125}I and ^{131}I . For example, one or more hydrogen atoms in a compound of the present disclosure can be replaced by deuterium atoms (e.g., one or more hydrogen atoms of a C_{1-6} alkyl group of Formula (I) can be optionally substituted with deuterium atoms, such as –

30 CD_3 being substituted for $-\text{CH}_3$). In some embodiments, alkyl groups in any of the disclosed Formulas, e.g., Formula (I), can be perdeuterated.

One or more constituent atoms of the compounds presented herein can be replaced or substituted with isotopes of the atoms in natural or non-natural abundance. In some embodiments, the compound includes at least one deuterium atom. For example, one or more

2022283611 05 Dec 2022

hydrogen atoms in a compound presented herein can be replaced or substituted by deuterium (e.g., one or more hydrogen atoms of a C₁₋₆ alkyl group can be replaced by deuterium atoms, such as -CD₃ being substituted for -CH₃). In some embodiments, the compound includes two or more deuterium atoms. In some embodiments, the compound includes 1-2, 1-3, 1-4, 1-5, or 5 1-6 deuterium atoms. In some embodiments, all of the hydrogen atoms in a compound can be replaced or substituted by deuterium atoms.

In some embodiments, 1, 2, 3, 4, 5, 6, 7, or 8 hydrogen atoms, attached to carbon atoms of any “alkyl”, “alkenyl”, “alkynyl”, “aryl”, “phenyl”, “cycloalkyl”, “heterocycloalkyl”, or “heteroaryl” substituents or “-C₁₋₆ alkyl-”, “alkylene”, “alkenylene” 10 and “alkynylene” linking groups, as described herein, are each optionally replaced by a deuterium atom.

Synthetic methods for including isotopes into organic compounds are known in the art (Deuterium Labeling in Organic Chemistry by Alan F. Thomas (New York, N.Y., Appleton-Century-Crofts, 1971; The Renaissance of H/D Exchange by Jens Atzrodt, Volker 15 Derdau, Thorsten Fey and Jochen Zimmermann, Angew. Chem. Int. Ed. 2007, 7744-7765; The Organic Chemistry of Isotopic Labelling by James R. Hanson, Royal Society of Chemistry, 2011). Isotopically labeled compounds can be used in various studies such as NMR spectroscopy, metabolism experiments, and/or assays.

Substitution with heavier isotopes, such as deuterium, may afford certain therapeutic 20 advantages resulting from greater metabolic stability, for example, increased *in vivo* half-life or reduced dosage requirements, and hence may be preferred in some circumstances. (see e.g., A. Kerekes et. al. J. Med. Chem. 2011, 54, 201-210; R. Xu et. al. J. Label Compd. Radiopharm. 2015, 58, 308-312). In particular, substitution at one or more metabolism sites may afford one or more of the therapeutic advantages.

25 The radionuclide that is incorporated in the instant radio-labeled compounds will depend on the specific application of that radio-labeled compound. For example, for *in vitro* adenosine receptor labeling and competition assays, compounds that incorporate ³H, ¹⁴C, ⁸²Br, ¹²⁵I, ¹³¹I or ³⁵S can be useful. For radio-imaging applications ¹¹C, ¹⁸F, ¹²⁵I, ¹²³I, ¹²⁴I, ¹³¹I, ⁷⁵Br, ⁷⁶Br or ⁷⁷Br can be useful.

30 It is understood that a “radio-labeled” or “labeled compound” is a compound that has incorporated at least one radionuclide. In some embodiments, the radionuclide is selected from the group consisting of ³H, ¹⁴C, ¹²⁵I, ³⁵S and ⁸²Br.

The present disclosure can further include synthetic methods for incorporating radio-isotopes into compounds of the disclosure. Synthetic methods for incorporating radio-isotopes

2022283611 05 Dec 2022

into organic compounds are well known in the art, and an ordinary skill in the art will readily recognize the methods applicable for the compounds of disclosure.

A labeled compound of the disclosure can be used in a screening assay to identify/evaluate compounds. For example, a newly synthesized or identified compound (*i.e.*,
5 test compound) which is labeled can be evaluated for its ability to bind an adenosine receptor by monitoring its concentration variation when contacting with the adenosine receptor, through tracking of the labeling. For example, a test compound (labeled) can be evaluated for its ability to reduce binding of another compound which is known to bind to an adenosine receptor (*i.e.*, standard compound). Accordingly, the ability of a test compound to compete
10 with the standard compound for binding to the adenosine receptor directly correlates to its binding affinity. Conversely, in some other screening assays, the standard compound is labeled and test compounds are unlabeled. Accordingly, the concentration of the labeled standard compound is monitored in order to evaluate the competition between the standard compound and the test compound, and the relative binding affinity of the test compound is
15 thus ascertained.

Kits

The present disclosure also includes pharmaceutical kits useful, for example, in the treatment or prevention of adenosine receptor-associated diseases or disorders (such as, *e.g.*,
20 cancer, an inflammatory disease, a cardiovascular disease, or a neurodegenerative disease) which include one or more containers containing a pharmaceutical composition comprising a therapeutically effective amount of a compound of the disclosure. Such kits can further include, if desired, one or more of various conventional pharmaceutical kit components, such as, for example, containers with one or more pharmaceutically acceptable carriers, additional
25 containers, etc., as will be readily apparent to those skilled in the art. Instructions, either as inserts or as labels, indicating quantities of the components to be administered, guidelines for administration, and/or guidelines for mixing the components, can also be included in the kit.

The invention will be described in greater detail by way of specific examples. The
30 following examples are offered for illustrative purposes, and are not intended to limit the invention in any manner. Those of skill in the art will readily recognize a variety of non-critical parameters which can be changed or modified to yield essentially the same results. The compounds of the Examples have been found to inhibit the activity of an adenosine receptor (*e.g.*, A2A and/or A2B) according to at least one assay described herein.

2022283611 05 Dec 2022

EXAMPLES

Preparatory LC-MS purifications of some of the compounds prepared were performed on Waters mass directed fractionation systems. The basic equipment setup, protocols, and control software for the operation of these systems have been described in detail in the literature (see *e.g.* "Two-Pump At Column Dilution Configuration for Preparative LC-MS", K. Blom, *J. Combi. Chem.*, 4, 295 (2002); "Optimizing Preparative LC-MS Configurations and Methods for Parallel Synthesis Purification", K. Blom, R. Sparks, J. Doughty, G. Everlof, T. Haque, A. Combs, *J. Combi. Chem.*, 5, 670 (2003); and "Preparative LC-MS Purification: Improved Compound Specific Method Optimization", K. Blom, B. Glass, R. Sparks, A. Combs, *J. Combi. Chem.*, 6, 874-883 (2004)). The compounds separated were typically subjected to analytical liquid chromatography mass spectrometry (LCMS) for purity analysis under the following conditions: Instrument: Agilent 1100 series, LC/MSD, Column: Waters Sunfire™ C₁₈ 5 μm, 2.1 x 50 mm, Buffers: mobile phase A: 0.025% TFA in water and mobile phase B: acetonitrile; gradient 2% to 80% of B in 3 minutes with flow rate 2.0 mL/minute.

Some of the compounds prepared were also separated on a preparative scale by reverse-phase high performance liquid chromatography (RP-HPLC) with MS detector or flash chromatography (silica gel) as indicated in the Examples. Typical preparative reverse-phase high performance liquid chromatography (RP-HPLC) column conditions are as follows:

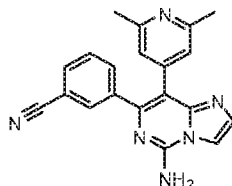
pH = 2 purifications: Waters Sunfire™ C₁₈ 5 μm, 30 x 100 mm or Waters XBridge™ C₁₈ 5 μm, 30 x 100 mm column, eluting with mobile phase A: 0.1% TFA (trifluoroacetic acid) in water and mobile phase B: acetonitrile; the flow rate was 60 mL/minute, the separating gradient was optimized for each compound using the Compound Specific Method Optimization protocol as described in the literature (see *e.g.* "Preparative LCMS Purification: Improved Compound Specific Method Optimization", K. Blom, B. Glass, R. Sparks, A. Combs, *J. Comb. Chem.*, 6, 874-883 (2004)).

pH = 10 purifications: Waters XBridge™ C₁₈ 5 μm, 30 x 100 mm column, eluting with mobile phase A: 0.1% NH₄OH in water and mobile phase B: acetonitrile; the flow rate was 60 mL/minute, the separating gradient was optimized for each compound using the Compound Specific Method Optimization protocol as described in the literature (see *e.g.* "Preparative LCMS Purification: Improved Compound Specific Method Optimization", K. Blom, B. Glass, R. Sparks, A. Combs, *J. Comb. Chem.*, 6, 874-883 (2004)).

Separation of some of the racemic compounds into enantiopure samples were prepared on preparative scale by chiral-phase high performance liquid chromatography under

the following conditions: Instrument: Agilent 1100 Prep HPLC; Column: Phenomenex Lux Cellulose-4, 21.2 x 250mm, 5 μ m; eluting with isocratic mobile phase 45% EtOH in hexanes with a flow rate of 20 mL/minute.

Example 1. 3-(5-Amino-8-(2,6-dimethylpyridin-4-yl)imidazo[1,2-c]pyrimidin-7-yl)benzonitrile

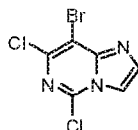


Step 1: 5-Bromo-2,6-dichloropyrimidin-4-amine



To a solution of 2,6-dichloropyrimidin-4-amine (Combi-Blocks, cat# OR-0412) (10 g, 61 mmol) in DMF (50 mL) at 0 °C was added *N*-bromosuccinimide (11 g, 61 mmol). The reaction mixture was stirred for 16 h at room temperature before water (100 mL) was added. The resulting precipitate was collected by filtration, and then dried to give the desired product (13.1 g, 88 %), which was used in the next step without further purification. LC-MS calculated for $C_4H_3BrCl_2N_3$ ($M+H$)⁺: m/z = 241.9; found 241.8.

Step 2: 8-Bromo-5,7-dichloroimidazo[1,2-c]pyrimidine



2-Bromo-1,1-diethoxyethane (11 mL, 70 mmol) was added to a mixture of 5-bromo-2,6-dichloropyrimidin-4-amine (2.0 g, 8.2 mmol) in MeCN (25 mL). The resulting mixture was stirred at 120 °C for 1 h then cooled to room temperature and concentrated under reduced pressure. The residue was triturated with EtOAc to give the desired product as the HBr salt (2.4 g, 84%), which was used in the next step without further purification. LC-MS calculated for $C_6H_3BrCl_2N_3$ ($M+H$)⁺: m/z = 265.9; found 265.8.

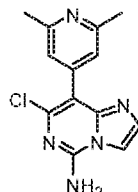
2022283611 05 Dec 2022

Step 3: 8-Bromo-7-chloroimidazo[1,2-c]pyrimidin-5-amine

To a solution of 8-bromo-5,7-dichloroimidazo[1,2-c]pyrimidine hydrobromide (2.2 g, 6.3 mmol) in THF (30 mL) was added concentrated ammonium hydroxide (57 mL, 14 M).

- 5 The reaction mixture was stirred at room temperature for 16 h before the volatiles were removed under reduced pressure. The resulting solid was collected by filtration, washed with water (100 mL) and then dried to give the desired product (0.75 g, 48 %), which was used in the next step without further purification. LC-MS calculated for $C_6H_5BrClN_4$ ($M+H$)⁺: m/z = 246.9; found 247.0.

10 *Step 4: 7-Chloro-8-(2,6-dimethylpyridin-4-yl)imidazo[1,2-c]pyrimidin-5-amine*



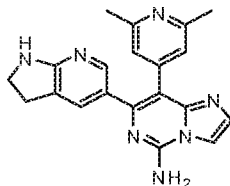
- [1,1'-Bis(diphenylphosphino)ferrocene]dichloropalladium(II) (7.3 mg, 10 mol%) was added to a mixture of 8-bromo-7-chloroimidazo[1,2-c]pyrimidin-5-amine (25 mg, 0.10 mmol), 2,6-dimethyl-4-(4,4,5,5-tetramethyl-1,3,2-dioxaborolan-2-yl)pyridine (35 mg, 0.15 mmol), and sodium carbonate (32 mg, 0.30 mmol) in THF (0.36 mL) and water (0.07 mL). The mixture was purged with nitrogen, and then stirred at 70 °C for 16 h. The reaction mixture was cooled to room temperature and concentrated under reduced pressure. The crude product was purified by flash chromatography on a silica gel column eluting with 0 to 15% MeOH/DCM to give the desired product, which was used in the next step without further purification. LC-MS calculated for $C_{13}H_{13}ClN_5$ ($M+H$)⁺: m/z = 274.1; found 274.1.

20 *Step 5: 3-(5-Amino-8-(2,6-dimethylpyridin-4-yl)imidazo[1,2-c]pyrimidin-7-yl)benzonitrile*

- To a microwave vial was added 7-chloro-8-(2,6-dimethylpyridin-4-yl)imidazo[1,2-c]pyrimidin-5-amine (40 mg, 0.15 mmol), (3-cyanophenyl)boronic acid (64 mg, 0.44 mmol), tripotassium phosphate (120 mg, 0.59 mmol), DMF (2.4 mL), water (0.60 mL) and [1,1'-bis(diphenylphosphino)ferrocene]dichloropalladium(II) (11 mg, 10 mol%). The reaction solution was purged with nitrogen, and then the microwave vial was sealed and heated in a microwave reactor at 120 °C for 20 min. The reaction mixture was cooled to room temperature, filtered through a Celite plug with 50% EtOAc/DCM, and then concentrated under reduced pressure. The crude product was purified by prep-LCMS (pH = 2, MeCN/water

with TFA) to give the desired product as the TFA salt. LC-MS calculated for $C_{20}H_{17}N_6$ ($M+H$)⁺: $m/z = 341.2$; found 341.1.

Example 2. 7-(2,3-Dihydro-1*H*-pyrrolo[2,3-*b*]pyridin-5-yl)-8-(2,6-dimethylpyridin-4-yl)imidazo[1,2-*c*]pyrimidin-5-amine

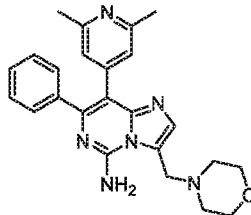


5

This compound was prepared using similar procedures as described for Example 1, with (2,3-dihydro-1*H*-pyrrolo[2,3-*b*]pyridin-5-yl)boronic acid replacing (3-cyanophenyl)boronic acid in Step 5. The product was purified by prep-LCMS (pH = 10, MeCN/water with NH_4OH) to give the desired product as the free base. LC-MS calculated for $C_{20}H_{20}N_7$ ($M+H$)⁺: $m/z = 358.2$; found 358.2.

10

Example 3. 8-(2,6-Dimethylpyridin-4-yl)-3-(morpholinomethyl)-7-phenylimidazo[1,2-*c*]pyrimidin-5-amine

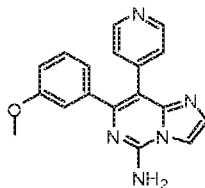


15

To a mixture of 8-(2,6-dimethylpyridin-4-yl)-7-phenylimidazo[1,2-*c*]pyrimidin-5-amine (prepared using similar procedures as described in Example 1, with phenylboronic acid replacing (3-cyanophenyl)boronic acid in Step 5) (25 mg, 0.08 mmol) and morpholine (9.5 μ L, 0.16 mmol) was added (diacetoxyiodo)benzene (51 mg, 0.16 mmol). The reaction mixture was stirred at 50 °C for 2 h, and the product was purified by prep-LCMS (pH = 2, MeCN/water with TFA) to give the desired product as the TFA salt. LC-MS calculated for $C_{24}H_{27}N_6O$ ($M+H$)⁺: $m/z = 415.2$; found 415.2.

20

Example 4. 7-(3-Methoxyphenyl)-8-(pyridin-4-yl)imidazo[1,2-*c*]pyrimidin-5-amine

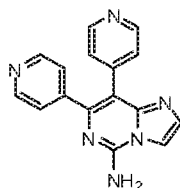


[1,1'-bis(dicyclohexylphosphino)ferrocene]dichloropalladium(II) (6.1 mg, 10 mol%) was added to a mixture of 8-bromo-7-chloroimidazo[1,2-*c*]pyrimidin-5-amine (prepared in

Example 1, Step 3) (20 mg, 0.08 mmol), pyridin-4-ylboronic acid (12 mg, 0.10 mmol), and cesium carbonate (79 mg, 0.24 mmol) in *tert*-butanol (0.45 mL) and water (0.09 mL). The solution was purged with nitrogen, stirred at 75 °C for 2 h, and cooled to room temperature. Cesium carbonate (53 mg, 0.24 mmol), [1,1'-

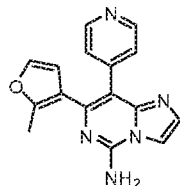
- 5 bis(dicyclohexylphosphino)ferrocene]dichloropalladium(II) (3.1 mg, 5 mol%), and (3-methoxyphenyl)boronic acid (18 mg, 0.12 mmol) were then added. The reaction mixture was stirred at 105 °C for 4 h, and cooled to room temperature. The mixture was filtered through a Celite plug with 50% EtOAc/DCM and concentrated under reduced pressure. The product was purified by prep-LCMS (pH = 2, MeCN/water with TFA) to give the desired product as the TFA salt. LC-MS calculated for C₁₈H₁₆N₅O (M+H)⁺: m/z = 318.1; found 318.2.

10 **Example 5. 7,8-Di(pyridin-4-yl)imidazo[1,2-*c*]pyrimidin-5-amine**

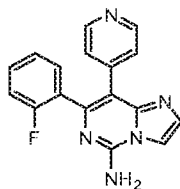


- This compound was prepared using similar procedures as described for Example 4, with pyridin-4-ylboronic acid replacing (3-methoxyphenyl)boronic acid. The product was purified by prep-LCMS (pH = 2, MeCN/water with TFA) to give the desired product as the TFA salt. LC-MS calculated for C₁₆H₁₃N₆ (M+H)⁺: m/z = 289.1; found 289.1.

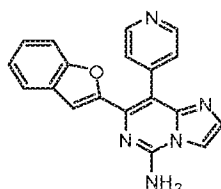
Example 6. 7-(2-Methylfuran-3-yl)-8-(pyridin-4-yl)imidazo[1,2-*c*]pyrimidin-5-amine



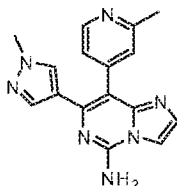
- This compound was prepared using similar procedures as described for Example 4, with 4,4,5,5-tetramethyl-2-(2-methylfuran-3-yl)-1,3,2-dioxaborolane replacing (3-methoxyphenyl)boronic acid. In addition, the reaction mixture was stirred at 105 °C for 20 h. The product was purified by prep-LCMS (pH = 2, MeCN/water with TFA) to give the desired product as the TFA salt. LC-MS calculated for C₁₆H₁₄N₅O (M+H)⁺: m/z = 292.1; found 292.1.

Example 7. 7-(2-Fluorophenyl)-8-(pyridin-4-yl)imidazo[1,2-c]pyrimidin-5-amine

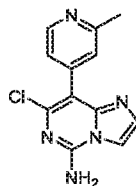
This compound was prepared using similar procedures as described for Example 4, with (2-fluorophenyl)boronic acid replacing (3-methoxyphenyl)boronic acid. The product was purified by prep-LCMS (pH = 2, MeCN/water with TFA) to give the desired product as the TFA salt. LC-MS calculated for $C_{17}H_{13}FN_5$ ($M+H$)⁺: m/z = 306.1; found 306.1.

Example 8. 7-(Benzofuran-2-yl)-8-(pyridin-4-yl)imidazo[1,2-c]pyrimidin-5-amine

This compound was prepared using similar procedures as described for Example 4, with benzofuran-2-ylboronic acid replacing (3-methoxyphenyl)boronic acid. The product was purified by prep-LCMS (pH = 2, MeCN/water with TFA) to give the desired product as the TFA salt. LC-MS calculated for $C_{19}H_{14}N_5O$ ($M+H$)⁺: m/z = 328.1; found 328.1.

Example 9. 7-(1-Methyl-1H-pyrazol-4-yl)-8-(2-methylpyridin-4-yl)imidazo[1,2-c]pyrimidin-5-amine

Step 1: 7-Chloro-8-(2-methylpyridin-4-yl)imidazo[1,2-c]pyrimidin-5-amine



[1,1'-bis(dicyclohexylphosphino)ferrocene]dichloropalladium(II) (110 mg, 10 mol%) was added to a mixture of 8-bromo-7-chloroimidazo[1,2-c]pyrimidin-5-amine (prepared in Example 1, Step 3) (370 mg, 1.5 mmol), 2-methyl-4-(4,4,5,5-tetramethyl-1,3,2-dioxaborolan-2-yl)pyridine (490 mg, 2.2 mmol), and cesium carbonate (1.5 g, 4.5 mmol) in *tert*-butanol

2022283611 05 Dec 2022

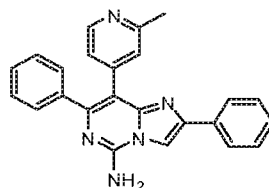
(8.3 mL) and water (1.7 mL). The solution was purged with nitrogen, and then stirred at 75 °C for 5 h. The reaction mixture was cooled to room temperature and filtered through a Celite plug with EtOAc. The filtrate was concentrated under reduced pressure. The crude product was purified by flash chromatography on a silica gel column eluting with 0-10%

5 MeOH/DCM to give the desired product, which was used in the next step without further purification. LC-MS calculated for $C_{12}H_{11}ClN_5$ ($M+H$)⁺: m/z = 260.1; found 260.0.

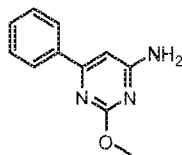
Step 2: 7-(1-Methyl-1H-pyrazol-4-yl)-8-(2-methylpyridin-4-yl)imidazo[1,2-c]pyrimidin-5-amine

To a microwave vial was added 7-chloro-8-(2-methylpyridin-4-yl)imidazo[1,2-
10 c]pyrimidin-5-amine (43 mg, 0.17 mmol), 1-methyl-4-(4,4,5,5-tetramethyl-1,3,2-dioxaborolan-2-yl)-1H-pyrazole (100 mg, 0.50 mmol), tripotassium phosphate (140 mg, 0.66 mmol), DMF (1.3 mL), water (0.33 mL) and [1,1'-bis(diphenylphosphino)ferrocene]dichloropalladium(II) (12 mg, 10 mol%). The reaction solution was purged with nitrogen, and then the microwave vial was sealed and heated in a
15 microwave reactor at 120 °C for 20 min. The reaction mixture was cooled to room temperature and filtered through a Celite plug with 50% EtOAc/DCM, then concentrated under reduced pressure. The product was purified by prep-LCMS (pH = 10, MeCN/water with NH₄OH) to give the desired product as the free base. LC-MS calculated for $C_{16}H_{16}N_7$ ($M+H$)⁺: m/z = 306.1; found 306.1.

20 **Example 10. 8-(2-Methylpyridin-4-yl)-2,7-diphenylimidazo[1,2-c]pyrimidin-5-amine**



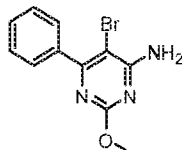
Step 1: 2-Methoxy-6-phenylpyrimidin-4-amine



25 Bis(di-*tert*-butyl(4-dimethylaminophenyl)phosphine)dichloropalladium(II) (0.89 g, 5 mol%) was added to a mixture of 6-chloro-2-methoxypyrimidin-4-amine (Ark Pharm, Inc, cat#AK-25131) (4.0 g, 25 mmol), phenylboronic acid (4.6 g, 38 mmol) and cesium carbonate (16 g, 50 mmol) in toluene (130 mL) and water (13 mL). The solution was purged with

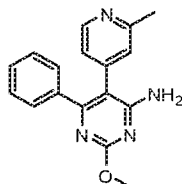
nitrogen, and then stirred at 115 °C for 16 h. The reaction mixture was cooled to room temperature, filtered through a Celite plug with DCM and concentrated under reduced pressure. Water (100 mL) was added to the residue and the resulting solid was collected by filtration, and then dried to give the desired product (5.0 g, 99 %), which was used in the next step without further purification. LC-MS calculated for $C_{11}H_{12}N_3O$ ($M+H$)⁺: m/z = 202.1; found 202.0.

Step 2: 5-Bromo-2-methoxy-6-phenylpyrimidin-4-amine



To a solution of 2-methoxy-6-phenylpyrimidin-4-amine (5.1 g, 25 mmol) in DMSO (51 mL), MeCN (27 mL) and water (1.7 mL) at 0 °C was added *N*-bromosuccinimide (4.5 g, 25 mmol). The reaction mixture was stirred for 2 h at room temperature before water (100 mL) was added. The resulting precipitate was collected by filtration then dried to give the desired product (5.2 g, 73 %), which was used in the next step without further purification. LC-MS calculated for $C_{11}H_{11}BrN_3O$ ($M+H$)⁺: m/z = 280.0; found 280.0.

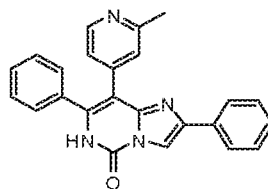
Step 3: 2-Methoxy-5-(2-methylpyridin-4-yl)-6-phenylpyrimidin-4-amine



[1,1'-bis(dicyclohexylphosphino)ferrocene]dichloropalladium(II) (0.41 g, 10 mol%) was added to a mixture of 5-bromo-2-methoxy-6-phenylpyrimidin-4-amine (1.5 g, 5.4 mmol), 2-methyl-4-(4,4,5,5-tetramethyl-1,3,2-dioxaborolan-2-yl)pyridine (1.8 g, 8.0 mmol), and cesium carbonate (3.5 g, 11 mmol) in *tert*-butanol (20 mL) and water (3.9 mL). The solution was purged with nitrogen, and then stirred at 120 °C for 1.5 h. The reaction mixture was cooled to room temperature, filtered through a Celite plug with DCM and concentrated under reduced pressure. Water (100 mL) was added to the residue and the resulting solid was collected by filtration then dried to give the desired product (1.02 g, 65 %), which was used in the next step without further purification. LC-MS calculated for $C_{17}H_{17}N_4O$ ($M+H$)⁺: m/z = 293.1; found 293.1.

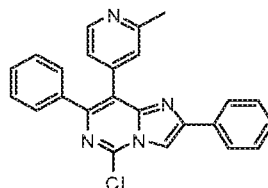
2022283611 05 Dec 2022

Step 4: 8-(2-Methylpyridin-4-yl)-2,7-diphenylimidazo[1,2-c]pyrimidin-5(6H)-one



To 2-methoxy-5-(2-methylpyridin-4-yl)-6-phenylpyrimidin-4-amine (100 mg, 0.34 mmol) in acetic acid (1.4 mL) was added 2-bromo-1-phenylethan-1-one (170 mg, 0.86 mmol). The reaction mixture was stirred at 120 °C for 20 h. After cooling to room temperature the volatiles were removed under reduced pressure. The resulting solid was washed with Et₂O, collected by filtration and then dried to give the crude product, which was used in the next step without further purification. LC-MS calculated for C₂₄H₁₉N₄O (M+H)⁺: m/z = 379.2; found 379.1.

Step 5: 5-Chloro-8-(2-methylpyridin-4-yl)-2,7-diphenylimidazo[1,2-c]pyrimidine

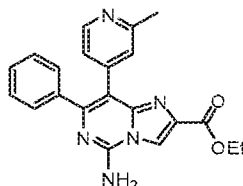


To a stirred solution of 8-(2-methylpyridin-4-yl)-2,7-diphenylimidazo[1,2-c]pyrimidin-5(6H)-one acetate (150 mg, 0.34 mmol) and POCl₃ (0.25 mL, 2.6 mmol) in toluene (1.3 mL) at 0 °C was added dropwise *N,N*-diisopropylethylamine (0.26 mL, 1.5 mmol). The resulting solution was slowly heated to 120 °C over 1 h, and then stirred at 120 °C for 16 h. After cooling to room temperature the volatiles were removed under reduced pressure. The resulting residue was diluted with 1 N HCl (2.0 mL) and water (20 mL), and extracted with DCM (5 x 20 mL). The organic layers were combined, dried over Na₂SO₄, filtered and concentrated under reduced pressure. The resulting crude product mixture was used in the next step without further purification. LC-MS calculated for C₂₄H₁₈ClN₄ (M+H)⁺: m/z = 397.1; found 397.1.

Step 6: 8-(2-Methylpyridin-4-yl)-2,7-diphenylimidazo[1,2-c]pyrimidin-5-amine

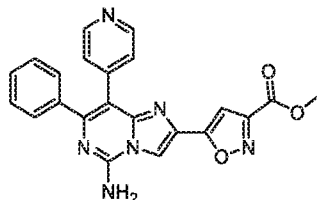
This compound was prepared using a similar procedure as described for Example 1, Step 3, with 5-chloro-8-(2-methylpyridin-4-yl)-2,7-diphenylimidazo[1,2-c]pyrimidine replacing 8-bromo-5,7-dichloroimidazo[1,2-c]pyrimidine hydrobromide. The product was purified by prep-LCMS (pH = 2, MeCN/water with TFA) to give the desired product as the TFA salt. LC-MS calculated for C₂₄H₂₀N₅ (M+H)⁺: m/z = 378.2; found 378.1.

Example 11. Ethyl 5-amino-8-(2-methylpyridin-4-yl)-7-phenylimidazo[1,2-c]pyrimidine-2-carboxylate

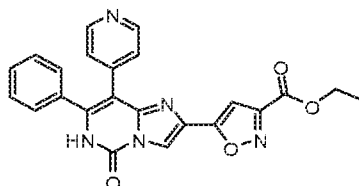


This compound was prepared using similar procedures as described for Example 10, with ethyl 3-bromo-2-oxopropanoate replacing 2-bromo-1-phenylethan-1-one in Step 4. The product was purified by prep-LCMS (pH = 10, MeCN/water with NH₄OH) to give the desired product as the free base. LC-MS calculated for C₂₁H₂₀N₅O₂ (M+H)⁺: m/z = 374.2; found 374.0.

Example 12. Methyl 5-(5-amino-7-phenyl-8-(pyridin-4-yl)imidazo[1,2-c]pyrimidin-2-yl)isoxazole-3-carboxylate

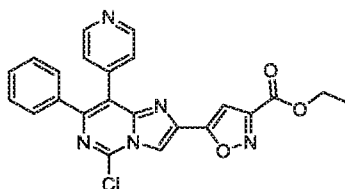


Step 1: Ethyl 5-(5-oxo-7-phenyl-8-(pyridin-4-yl)-5,6-dihydroimidazo[1,2-c]pyrimidin-2-yl)isoxazole-3-carboxylate



To a mixture of 2-methoxy-6-phenyl-5-(pyridin-4-yl)pyrimidin-4-amine (prepared using similar procedures as described in Example 10, Step 1-3, with pyridin-4-ylboronic acid replacing 2-methyl-4-(4,4,5,5-tetramethyl-1,3,2-dioxaborolan-2-yl)pyridine in Step 3) (50 mg, 0.18 mmol) in 2-propanol (0.54 mL) was added ethyl 5-(2-bromoacetyl)isoxazole-3-carboxylate (Combi-Blocks, cat#SS-6738) (71 mg, 0.27 mmol). The reaction mixture was stirred at 110 °C for 4 h. After cooling to room temperature the volatiles were removed under reduced pressure. The resulting solid was washed with EtOAc, collected by filtration, and then dried to give the crude product as the HBr salt, which was used in the next step without further purification. LC-MS calculated for C₂₃H₁₈N₅O₄ (M+H)⁺: m/z = 428.1; found 428.0.

Step 2: Ethyl 5-(5-chloro-7-phenyl-8-(pyridin-4-yl)imidazo[1,2-c]pyrimidin-2-yl)isoxazole-3-carboxylate

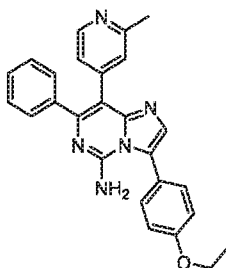


To a stirred solution of ethyl 5-(5-oxo-7-phenyl-8-(pyridin-4-yl)-5,6-dihydroimidazo[1,2-c]pyrimidin-2-yl)isoxazole-3-carboxylate hydrobromide (72 mg, 0.14 mmol) in MeCN (0.53 mL) was added POCl₃ (0.54 mL, 5.8 mmol). The resulting solution was stirred at 120 °C for 16 h. After cooling to room temperature the volatiles were removed under reduced pressure. To the residue was slowly added ice water (20 mL) and the slurry was stirred for 20 min. The resulting solid was collected by filtration then dried to give the crude product, which was used in the next step without further purification. LC-MS calculated for C₂₃H₁₇ClN₅O₃ (M+H)⁺: m/z = 446.1; found 446.0.

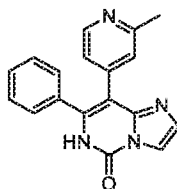
Step 3: Methyl 5-(5-amino-7-phenyl-8-(pyridin-4-yl)imidazo[1,2-c]pyrimidin-2-yl)isoxazole-3-carboxylate

To a solution of ethyl 5-(5-chloro-7-phenyl-8-(pyridin-4-yl)imidazo[1,2-c]pyrimidin-2-yl)isoxazole-3-carboxylate (70 mg, 0.16 mmol) in THF (0.70 mL) and MeOH (0.10 mL) was added concentrated ammonium hydroxide (1.4 mL, 14 M). The reaction mixture was stirred at room temperature for 16 h before the volatiles were removed under reduced pressure. The product was purified by prep-LCMS (pH = 2, MeCN/water with TFA) to give the desired product as the TFA salt. LC-MS calculated for C₂₂H₁₇N₆O₃ (M+H)⁺: m/z = 413.1; found 413.1.

Example 13. 3-(4-Ethoxyphenyl)-8-(2-methylpyridin-4-yl)-7-phenylimidazo[1,2-c]pyrimidin-5-amine

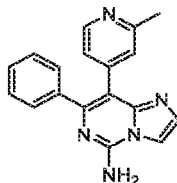


Step 1: 8-(2-Methylpyridin-4-yl)-7-phenylimidazo[1,2-c]pyrimidin-5(6H)-one



To a mixture of 2-methoxy-5-(2-methylpyridin-4-yl)-6-phenylpyrimidin-4-amine (from Example 10, Step 3) (400 mg, 1.4 mmol) in 2-propanol (4.2 mL) was added 2-chloroacetaldehyde (2.0 mL, 7 M in water). The reaction mixture was stirred at 110 °C for 4 h. After cooling to room temperature the volatiles were removed under reduced pressure. The resulting residue was triturated with EtOAc to give the title compound as the HCl salt (395 mg, 85%), which was used in the next step without further purification. LC-MS calculated for $C_{18}H_{15}N_4O$ ($M+H$)⁺: m/z = 303.1; found 303.1.

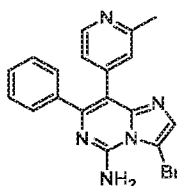
Step 2: 8-(2-Methylpyridin-4-yl)-7-phenylimidazo[1,2-c]pyrimidin-5-amine



This compound was prepared using similar procedures as described for Example 10, Step 5-6, with 8-(2-methylpyridin-4-yl)-7-phenylimidazo[1,2-c]pyrimidin-5(6H)-one replacing 8-(2-methylpyridin-4-yl)-2,7-diphenylimidazo[1,2-c]pyrimidin-5(6H)-one in Step 5.

The product was purified by prep-LCMS (pH = 2, MeCN/water with TFA) to give the desired product as the TFA salt. LC-MS calculated for $C_{18}H_{16}N_5$ ($M+H$)⁺: m/z = 302.1; found 302.1.

Step 3: 3-Bromo-8-(2-methylpyridin-4-yl)-7-phenylimidazo[1,2-c]pyrimidin-5-amine



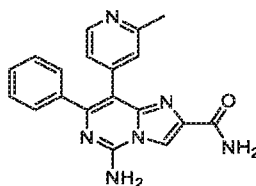
To a mixture of 8-(2-methylpyridin-4-yl)-7-phenylimidazo[1,2-c]pyrimidin-5-amine 2,2,2-trifluoroacetate (31 mg, 0.08 mmol) and sodium bicarbonate (14 mg, 0.17 mmol) in MeOH (0.31 mL) and water (0.31 mL) was added bromine (5.8 μL, 0.11 mmol) dropwise at 0 °C. The reaction mixture was stirred at room temperature for 16 h. The resulting solution was concentrated under reduced pressure to give the crude product, which was used in the next

step without further purification. LC-MS calculated for $C_{18}H_{15}BrN_5$ ($M+H$)⁺: m/z = 380.1; found 380.1.

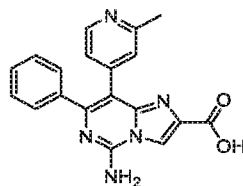
Step 4: 3-(4-Ethoxyphenyl)-8-(2-methylpyridin-4-yl)-7-phenylimidazo[1,2-c]pyrimidin-5-amine

- 5 To a microwave vial was added 3-Bromo-8-(2-methylpyridin-4-yl)-7-phenylimidazo[1,2-c]pyrimidin-5-amine (3 mg, 0.01 mmol), (4-ethoxyphenyl)boronic acid (4 mg, 0.02 mmol), tripotassium phosphate (7 mg, 0.03 mmol), DMF (2.4 mL), water (0.60 mL) and [1,1'-bis(diphenylphosphino)ferrocene]dichloropalladium(II) (2 mg, 25 mol%). The reaction solution was purged with nitrogen, and then the microwave vial was sealed and
- 10 heated in a microwave reactor at 120 °C for 20 min. The reaction mixture was cooled to room temperature and filtered through a Celite plug with 50% EtOAc/DCM, then concentrated under reduced pressure. The crude product was purified by prep-LCMS (pH = 2, MeCN/water with TFA) to give the desired product as the TFA salt. LC-MS calculated for $C_{26}H_{24}N_5O$ ($M+H$)⁺: m/z = 422.2; found 422.2.

- 15 **Example 14. 5-Amino-8-(2-methylpyridin-4-yl)-7-phenylimidazo[1,2-c]pyrimidine-2-carboxamide**



Step 1: 5-Amino-8-(2-methylpyridin-4-yl)-7-phenylimidazo[1,2-c]pyrimidine-2-carboxylic acid



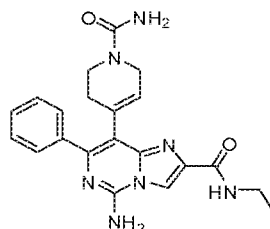
- 20 To a stirred solution of ethyl 5-amino-8-(2-methylpyridin-4-yl)-7-phenylimidazo[1,2-c]pyrimidine-2-carboxylate (prepared in Example 11) (66 mg, 0.18 mmol) in THF (0.90 mL) was added lithium hydroxide monohydrate (15 mg, 0.36 mmol) and water (0.90 mL). The resulting mixture was stirred at 50 °C for 16 h. After cooling to room temperature, 1 N HCl
- 25 (0.38 mL) and water (0.9 mL) were added to give a precipitate which was removed by filtration. The filtrate was concentrated to give the crude product, which was used in the next step without further purification. LC-MS calculated for $C_{19}H_{15}N_5O_2$ ($M+H$)⁺: m/z = 346.1; found 346.1.

2022283611 05 Dec 2022

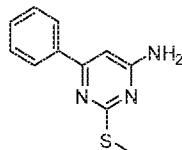
Step 2: 5-Amino-8-(2-methylpyridin-4-yl)-7-phenylimidazo[1,2-*c*]pyrimidine-2-carboxamide

To a solution of 5-amino-8-(2-methylpyridin-4-yl)-7-phenylimidazo[1,2-*c*]pyrimidine-2-carboxylic acid (48 mg, 0.14 mmol) in DMF (0.87 mL) was added HATU (63 mg, 0.17 mmol) and triethylamine (39 μ L, 0.28 mmol). The reaction mixture was stirred at room temperature for 30 min before aminonium chloride (8.0 mg, 0.15 mmol) was added and the solution continued stirring at room temperature for 1.5 h. The mixture was diluted with EtOAc (5.0 mL) and washed with saturated aqueous sodium bicarbonate solution (5.0 mL) and brine (5.0 mL). The organic layer were dried over Na₂SO₄, filtered and concentrated under reduced pressure. The product was purified by prep-LCMS (pH = 2, MeCN/water with TFA) to give the desired product as the TFA salt. LC-MS calculated for C₁₉H₁₇N₆O (M+H)⁺: m/z = 345.1; found 345.1.

Example 15. 5-Amino-8-(1-carbamoyl-1,2,3,6-tetrahydropyridin-4-yl)-*N*-ethyl-7-phenylimidazo[1,2-*c*]pyrimidine-2-carboxamide

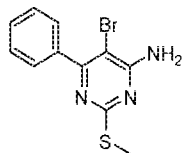


Step 1: 2-(Methylthio)-6-phenylpyrimidin-4-amine

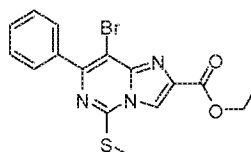


A mixture of 6-chloro-2-(methylthio)pyrimidin-4-amine (Combi-Blocks Catalog, #ST-1384) (10.0 g, 56.9 mmol), phenylboronic acid (8.33 g, 68.3 mmol), and bis(di-*tert*-butyl(4-dimethylaminophenyl)phosphine)dichloropalladium(II) (1.01 g, 1.42 mmol) in 1,4-dioxane (50 mL) and water (10 mL) was added cesium carbonate (37.1 g, 114.0 mmol). The reaction mixture was purged with nitrogen and then stirred at 100 °C for 12 h. After being cooled to room temperature, the reaction mixture was diluted with EtOAc, washed with brine, dried over Na₂SO₄, filtered and concentrated under reduced pressure. Light yellow solid precipitated from the solution, which was filtered and dried to obtain the desired product. LC-MS calculated for C₁₁H₁₂N₃S (M+H)⁺: m/z = 218.1 ; found 218.1.

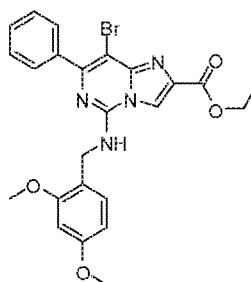
2022283611 05 Dec 2022

Step 2: 5-Bromo-2-(methylthio)-6-phenylpyrimidin-4-amine

To a stirred solution of 2-(methylthio)-6-phenylpyrimidin-4-amine (2.5 g, 11.5 mmol) in DMF (50 mL) was added *N*-bromosuccinimide (2.05 g, 11.5 mmol). The resulting mixture was stirred at room temperature for 2 h before water (200 mL) was added. Light yellow solid precipitated from the solution, which was filtered and dried to obtain the desired product. LC-MS calculated for $C_{11}H_{11}BrN_3S$ ($M+H$)⁺: $m/z = 296.0$; found 296.0.

*Step 3: Ethyl 8-bromo-5-(methylthio)-7-phenylimidazo[1,2-*c*]pyrimidine-2-carboxylate*

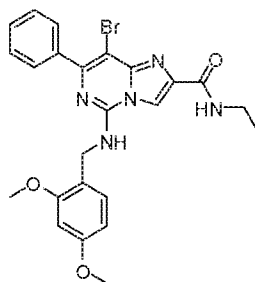
To a solution of 5-bromo-2-(methylthio)-6-phenylpyrimidin-4-amine (3.69 g, 12.5 mmol) in 1,2-dimethoxyethane (40 mL) was added ethyl 3-bromo-2-oxopropanoate (4.69 mL, 37.4 mmol). The mixture was heated to 110 °C for 12 h. After being cooled to room temperature, the reaction mixture was washed with saturated $NaHCO_3$ solution and brine, dried over Na_2SO_4 , filtered, and concentrated under reduced pressure to afford light brown solid as the desired product. LC-MS calculated for $C_{16}H_{15}BrN_3O_2S$ ($M+H$)⁺: $m/z = 392.0$; found 392.0.

*Step 4: Ethyl 8-bromo-5-(2,4-dimethoxybenzylamino)-7-phenylimidazo[1,2-*c*]pyrimidine-2-carboxylate*

In a 500 mL round bottom flask, ethyl 8-bromo-5-(methylthio)-7-phenylimidazo[1,2-*c*]pyrimidine-2-carboxylate (2.1 g, 5.35 mmol) was dissolved in 100 mL of DCM. To this solution, 3-chloroperbenzoic acid (*m*CPBA) (2.28 g, 10.2 mmol) in DCM (30 mL) was added dropwise through an addition funnel at 0 °C. After addition, the reaction mixture was allowed to warm to room temperature and stirred for 4 h. The reaction was then quenched by adding

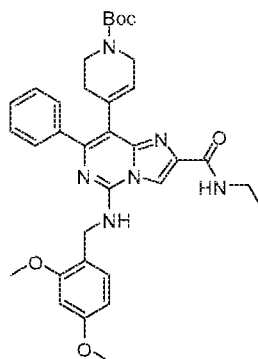
saturated NaHCO₃ solution and the resulting two layers were separated. The organic layer was washed with brine, dried over Na₂SO₄, and filtrated. To this filtrate, (2,4-dimethoxyphenyl)methanamine (1.61 mL, 10.7 mmol) was added dropwise at room temperature. The resulting mixture was stirred for 2 h, and concentrated under reduced pressure. The resulting residue was purified by flash chromatography on a silica gel column eluting with 0 to 100% EtOAc in hexanes to afford the desired product. LC-MS calculated for C₂₄H₂₄BrN₄O₄ (M+H)⁺: m/z = 511.1 ; found 511.1.

Step 5: 8-Bromo-5-(2,4-dimethoxybenzylamino)-N-ethyl-7-phenylimidazo[1,2-c]pyrimidine-2-carboxamide



Ethyl 8-bromo-5-(2,4-dimethoxybenzylamino)-7-phenylimidazo[1,2-c]pyrimidine-2-carboxylate (1.80 g, 3.5 mmol) in MeOH (20 mL), THF (20 mL), and water (10 mL) was added LiOH (0.34 g, 14.1 mmol) in one portion. The reaction mixture was stirred at 45 °C for 2 h, cooled to room temperature, and concentrated under reduced pressure. The resulting residue was dissolved in DMF (30 mL), followed by addition of ethanamine (2 M solution in THF, 3.52 mL, 7.04 mmol), *N*-ethyl-*N*-isopropylpropan-2-amine (1.84 mL, 10.6 mmol), and (benzotriazol-1-yloxy)tripyrrolidinophosphonium hexafluorophosphate (PyBOP) (3.66 g, 7.04 mmol). The reaction mixture was stirred at room temperature overnight before 100 mL of water was added. The resulting solid was collected and dried to afford the desired product as a yellow solid. LC-MS calculated for C₂₄H₂₅BrN₅O₃ (M+H)⁺: m/z = 510.1 ; found 510.1.

Step 6: *tert*-Butyl 4-(5-(2,4-dimethoxybenzylamino)-2-(ethylcarbamoyl)-7-phenylimidazo[1,2-*c*]pyrimidin-8-yl)-5,6-dihydropyridine-1(2*H*)-carboxylate

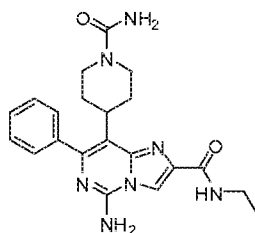


A mixture of 8-bromo-5-(2,4-dimethoxybenzylamino)-*N*-ethyl-7-phenylimidazo[1,2-*c*]pyrimidine-2-carboxamide (20.0 mg, 0.039 mmol), *tert*-butyl 4-(4,4,5,5-tetramethyl-1,3,2-dioxaborolan-2-yl)-3,6-dihydropyridine-1(2*H*)-carboxylate (14.5 mg, 0.047 mmol), XPhos Pd G2 (2.0 mg, 2.5 μ mol), and Cs₂CO₃ (38.2 mg, 0.12 mmol) in 1,4-dioxane (1 mL) and water (0.2 mL) was degassed and stirred at 90 °C for 2 h. The reaction mixture was then cooled to room temperature, and concentrated under reduced pressure. The resulting residue was purified by flash chromatography on a silica gel column eluting with 0 to 100% EtOAc in hexanes to afford the desired product. LC-MS calculated for C₃₄H₄₁N₆O₅ (M+H)⁺: *m/z* = 613.3 ; found 613.3.

Step 7: 5-Amino-8-(1-carbamoyl-1,2,3,6-tetrahydropyridin-4-yl)-*N*-ethyl-7-phenylimidazo[1,2-*c*]pyrimidine-2-carboxamide

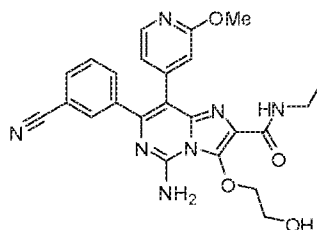
In a 10 mL reaction vial, *tert*-butyl 4-(5-(2,4-dimethoxybenzylamino)-2-(ethylcarbamoyl)-7-phenylimidazo[1,2-*c*]pyrimidin-8-yl)-5,6-dihydropyridine-1(2*H*)-carboxylate (20.0 mg, 0.033 mmol) was dissolved in 1 mL of TFA. The reaction mixture was stirred at 70 °C for 10 min, cooled to room temperature, concentrated and quenched with saturated NaHCO₃ solution. The resulting mixture was extracted with 3 : 1 DCM/IPA, and the combined organic layers were washed with brine, dried over Na₂SO₄, filtered and concentrated under reduced pressure. The resulting residue was dissolved in DCM (1 mL), and isocyanatotrimethylsilane (7.5 mg, 0.065 mmol) was added. The resulting mixture was stirred for 4 h, concentrated and purified by prep- LC-MS (pH = 2, MeCN/water with TFA) to give the desired product as the TFA salt. LC-MS calculated for C₂₁H₂₄N₇O₂ (M+H)⁺: *m/z* = 406.2; found 406.2.

Example 16. 5-Amino-8-(1-carbamoylpiperidin-4-yl)-*N*-ethyl-7-phenylimidazo[1,2-*c*]pyrimidine-2-carboxamide

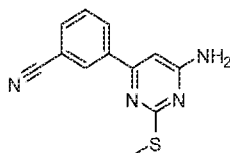


In a 10 mL reaction vial, 5-amino-8-(1-carbamoyl-1,2,3,6-tetrahydropyridin-4-yl)-*N*-ethyl-7-phenylimidazo[1,2-*c*]pyrimidine-2-carboxamide TFA salt (prepared in Example 15) (10.0 mg, 0.020 mmol) and palladium hydroxide on carbon (10 wt%, 3.7 mg, 2.3 μ mol) were dissolved in 1 mL of MeOH. The reaction mixture was then stirred at 50 °C for 5 h under 1 atm of H₂. After completion, the reaction mixture was filtered and purified by prep- LC-MS (pH = 2, MeCN/water with TFA) to give the desired product as the TFA salt. LC-MS calculated for C₂₁H₂₆N₇O₂ (M+H)⁺: m/z = 408.2; found 408.2.

Example 17. 5-Amino-7-(3-cyanophenyl)-*N*-ethyl-3-(2-hydroxyethoxy)-(2-methoxypyridin-4-yl)imidazo[1,2-*c*]pyrimidine-2-carboxamide



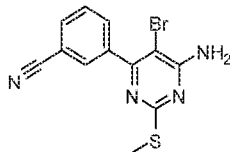
Step 1: 3-(6-Amino-2-(methylthio)pyrimidin-4-yl)benzonitrile



Bis(di-*tert*-butyl(4-dimethylaminophenyl)phosphine)dichloropalladium(II) (1.0 g, 5 mol%) was added to a mixture of 6-chloro-2-(methylthio)pyrimidin-4-amine (Combi-Blocks, cat# ST-1384) (5.0 g, 29 mmol), (3-cyanophenyl)boronic acid (8.4 g, 57 mmol) and cesium carbonate (37 g, 114 mmol) in toluene (100 mL) and water (10 mL). The mixture was purged with nitrogen, and then stirred at 115 °C for 16 h. The reaction mixture was cooled to room temperature, filtered through a Celite plug with DCM and concentrated under reduced pressure. Water (200 mL) was added to the residue and the resulting solid was collected by

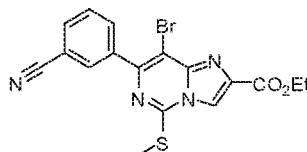
filtration, and then dried to give the desired product (6.5 g, 94 %), which was used in the next step without further purification. LC-MS calculated for $C_{12}H_{11}N_4S$ ($M+H$)⁺: m/z = 243.1; found 243.2.

Step 2: 3-(6-Amino-5-bromo-2-(methylthio)pyrimidin-4-yl)benzonitrile



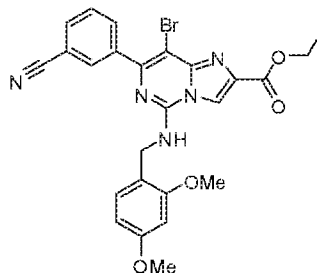
To a solution of 3-(6-amino-2-(methylthio)pyrimidin-4-yl)benzonitrile (6.5 g, 27 mmol) in DMSO (55 mL), MeCN (30 mL) and water (1.8 mL) at 0 °C was added *N*-bromosuccinimide (4.8 g, 27 mmol). The reaction mixture was stirred for 2 h at room temperature before water (200 mL) was added. The resulting precipitate was collected by filtration, and then dried to give the desired product (8.6 g, 99 %), which was used in the next step without further purification. LC-MS calculated for $C_{12}H_{10}BrN_4S$ ($M+H$)⁺: m/z = 321.0; found 321.1.

*Step 3: Ethyl 8-bromo-7-(3-cyanophenyl)-5-(methylthio)imidazo[1,2-*c*]pyrimidine-2-carboxylate*



To a solution of 3-(6-amino-5-bromo-2-(methylthio)pyrimidin-4-yl)benzonitrile (2.0 g, 6.2 mmol) in DME (26 mL) was added ethyl 3-bromo-2-oxopropanoate (2.3 mL, 19 mmol). The reaction mixture was stirred at 110 °C for 3 h before the volatiles were removed under reduced pressure. The resulting solid was collected by filtration, washed with Et₂O (100 mL), and dried to give the desired product as HBr salt (1.4 g, 54 %). LC-MS calculated for $C_{17}H_{14}BrN_4O_2S$ ($M+H$)⁺: m/z = 417.0; found 417.0.

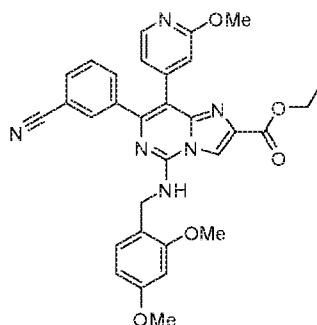
*Step 4: Ethyl 8-bromo-7-(3-cyanophenyl)-5-(2,4-dimethoxybenzylamino)imidazo[1,2-*c*]pyrimidine-2-carboxylate*



2022283611 05 Dec 2022

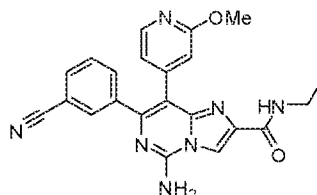
To a solution of ethyl 8-bromo-7-(3-cyanophenyl)-5-(methylthio)imidazo[1,2-
c]pyrimidine-2-carboxylate hydrobromide (1.4 g, 3.4 mmol) in DCM (170 mL) at 0 °C was
added a solution of *m*CPBA (1.6 g, 6.4 mmol, 70%) in DCM (15 mL) dropwise. The solution
was stirred at room temperature for 2 h. Following complete consumption of starting material,
5 (2,4-dimethoxyphenyl)methanamine (1.02 mL, 6.8 mmol) in DCM (15 mL) was added and the
suspension was stirred for 2 h. The reaction mixture was then washed with saturated NaHCO₃
solution (100 mL), water (100 mL), and brine (50 mL). The organic layer was dried over
MgSO₄, filtered and concentrated under reduced pressure. The resulting material was purified
by column chromatography eluting with 0-100% EtOAc/hexanes to give the desired product
10 (1.4 g, 54%). LC-MS calculated for C₂₅H₂₃BrN₅O₄ (M+H)⁺: m/z = 536.1; found 536.2.

*Step 5: Ethyl 7-(3-cyanophenyl)-5-(2,4-dimethoxybenzylamino)-8-(2-methoxypyridin-4-
yl)imidazo[1,2-c]pyrimidine-2-carboxylate*



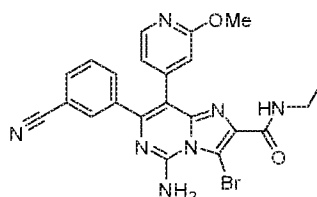
[1,1'-bis(dicyclohexylphosphino)ferrocene]dichloropalladium(II) (230 mg, 10 mol%)
15 was added to a mixture of ethyl 8-bromo-7-(3-cyanophenyl)-5-(2,4-
dimethoxybenzylamino)imidazo[1,2-c]pyrimidine-2-carboxylate (1.7 g, 3.1 mmol), 2-
methoxypyridin-4-ylboronic acid (570 mg, 3.7 mmol), and cesium carbonate (1.7 g, 5.2
mmol) in *tert*-butanol (13 mL) and water (2.6 mL). The reaction mixture was purged with
nitrogen, and stirred at 120 °C for 3 h. The reaction mixture was then cooled to room
20 temperature, filtered through a Celite plug with DCM and concentrated under reduced
pressure. The resulting material was purified by column chromatography eluting with 0-100%
EtOAc/hexanes to give the desired product (370 mg). LC-MS calculated for C₃₁H₂₉N₆O₅
(M+H)⁺: m/z = 565.2; found 565.4.

Step 6: 5-Amino-7-(3-cyanophenyl)-N-ethyl-8-(2-methoxypyridin-4-yl)imidazo[1,2-c]pyrimidine-2-carboxamide



To ethyl 7-(3-cyanophenyl)-5-(2,4-dimethoxybenzylamino)-8-(2-methoxypyridin-4-yl)imidazo[1,2-c]pyrimidine-2-carboxylate (370 mg, 0.65 mmol) was added ethanamine (3.3 mL, 2 M in MeOH). The solution was stirred at 85 °C in a sealed vial for 16 h, cooled to room temperature and the volatiles were removed under reduced pressure. TFA (2.0 mL) was added to the residue and the mixture was stirred at 100 °C for 10 min in a sealed vial. The reaction mixture was then cooled to room temperature, and the volatiles were removed under reduced pressure. The product was purified by column chromatography eluting with 0-10% MeOH/DCM containing 0.5% triethylamine. LC-MS calculated for C₂₂H₂₀N₇O₂ (M+H)⁺: m/z = 414.2; found 414.3.

Step 7: 5-Amino-3-bromo-7-(3-cyanophenyl)-N-ethyl-8-(2-methoxypyridin-4-yl)imidazo[1,2-c]pyrimidine-2-carboxamide



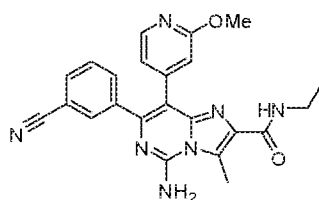
To a solution of 5-amino-7-(3-cyanophenyl)-N-ethyl-8-(2-methoxypyridin-4-yl)imidazo[1,2-c]pyrimidine-2-carboxamide (110 mg, 0.27 mmol) in DMF (0.5 mL) at 0 °C was added N-bromosuccinimide (47 mg, 0.27 mmol). The reaction mixture was stirred for 2 h at room temperature before water (1.0 mL) was added. The resulting precipitate was collected by filtration, and dried to give the desired product, which was used in the next step without further purification. LC-MS calculated for C₂₂H₁₉BrN₇O₂ (M+H)⁺: m/z = 492.1; found 492.1.

Step 8: 5-Amino-7-(3-cyanophenyl)-N-ethyl-3-(2-hydroxyethoxy)-8-(2-methoxypyridin-4-yl)imidazo[1,2-c]pyrimidine-2-carboxamide

To a reaction vial was added copper(I) iodide (1.2 mg, 6.1 μmol), 3,4,7,8-tetramethyl-1,10-phenanthroline (2.9 mg, 0.01 mmol), 5-amino-3-bromo-7-(3-cyanophenyl)-N-ethyl-8-(2-methoxypyridin-4-yl)imidazo[1,2-c]pyrimidine-2-carboxamide (30 mg, 0.06 mmol), and cesium carbonate (30 mg, 0.09 mmol). The reaction vial was flushed with

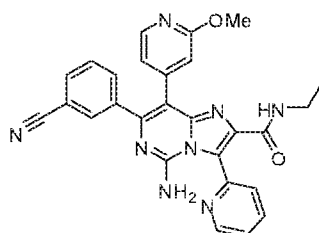
nitrogen and fitted with a rubber septum. Toluene (0.2 mL) and ethane-1,2-diol (0.17 mL, 3.1 mmol) were added and the rubber septum was replaced with a Teflon-lined cap. The reaction mixture was stirred at 110 °C for 24 h, cooled to room temperature, diluted with ethyl acetate (2 mL), and filtered through a plug of silica gel. The filtrate was concentrated and purified by prep-LCMS (pH = 2, MeCN/water with TFA) to give the desired product as the TFA salt. LC-MS calculated for C₂₄H₂₄N₇O₄ (M+H)⁺: m/z = 474.2; found 474.2.

Example 18. 5-Amino-7-(3-cyanophenyl)-N-ethyl-8-(2-methoxypyridin-4-yl)-3-methylimidazo[1,2-c]pyrimidine-2-carboxamide



To a mixture of 5-amino-3-bromo-7-(3-cyanophenyl)-N-ethyl-8-(2-methoxypyridin-4-yl)imidazo[1,2-c]pyrimidine-2-carboxamide (prepared in Example 17, Step 7) (40 mg, 0.08 mmol) and [1,1'-Bis(diphenylphosphino)ferrocene]dichloropalladium(II), complex with dichloromethane (3.3 mg, 4.1 μmol) in 1,4-dioxane (0.50 mL) under nitrogen atmosphere was added dimethylzinc in toluene (0.27 mL, 1.2 M) dropwise. The resulting mixture was stirred at 90 °C overnight, cooled to room temperature, diluted with DCM (5 mL) and filtered through a Celite plug. The filtrate was concentrated under reduced pressure and the crude material was purified by prep-LCMS (pH = 2, MeCN/water with TFA) to give the desired product as the TFA salt. LC-MS calculated for C₂₃H₂₂N₇O₂ (M+H)⁺: m/z = 428.2; found 428.2.

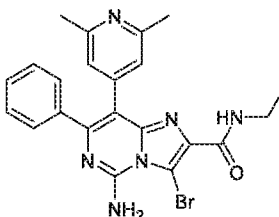
Example 19. 5-Amino-7-(3-cyanophenyl)-N-ethyl-8-(2-methoxypyridin-4-yl)-3-(pyridin-2-yl)imidazo[1,2-c]pyrimidine-2-carboxamide



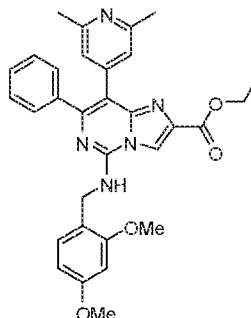
Bis(triphenylphosphine)palladium(II) chloride (4.3 mg, 6.1 μmol) was added to a mixture of 5-amino-3-bromo-7-(3-cyanophenyl)-N-ethyl-8-(2-methoxypyridin-4-yl)imidazo[1,2-c]pyrimidine-2-carboxamide (prepared in Example 17, Step 7) (30 mg, 0.06 mmol) and 2-(tributylstannyl)pyridine (0.05 mL, 0.12 mmol) in DMF (0.5 mL). The reaction mixture was purged with nitrogen and then stirred at 100 °C for 5 h. After cooling to room

temperature, the mixture was diluted with DCM (5 mL) and filtered through a Celite plug. The filtrate was concentrated under reduced pressure and the crude material was purified by prep-LCMS (pH = 2, MeCN/water with TFA) to give the desired product as the TFA salt. LC-MS calculated for $C_{27}H_{23}N_5O_2$ ($M+H$)⁺: m/z = 491.2; found 491.2.

5 **Example 20. 5-Amino-3-bromo-8-(2,6-dimethylpyridin-4-yl)-N-ethyl-7-phenylimidazo[1,2-c]pyrimidine-2-carboxamide**



Step 1: Ethyl 5-(2,4-dimethoxybenzylamino)-8-(2,6-dimethylpyridin-4-yl)-7-phenylimidazo[1,2-c]pyrimidine-2-carboxylate



10

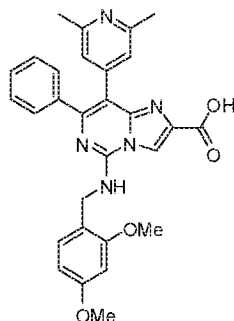
[1,1'-bis(dicyclohexylphosphino)ferrocene]dichloropalladium(II) (400 mg, 10 mol%) was added to a mixture of ethyl 8-bromo-5-((2,4-dimethoxybenzyl)amino)-7-phenylimidazo[1,2-c]pyrimidine-2-carboxylate (prepared in Example 15, Step 4) (2.7 g, 5.3 mmol), (2,6-dimethylpyridin-4-yl)boronic acid (1.2 g, 7.9 mmol), and cesium carbonate (3.4 g, 11 mmol) in *tert*-butanol (20 mL) and water (3.8 mL). The mixture was purged with nitrogen, and then stirred at 120 °C for 1.5 h. The reaction mixture was cooled to room temperature, filtered through a Celite plug with DCM and concentrated under reduced pressure. The resulting material was purified by column chromatography eluting with 0-20% MeOH/DCM to give the desired product (2.8 g, 99%). LC-MS calculated for $C_{31}H_{32}N_5O_4$ ($M+H$)⁺: m/z = 538.2; found 538.3.

15

20

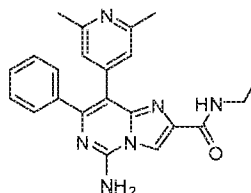
2022283611 05 Dec 2022

Step 2: 5-(2,4-Dimethoxybenzylamino)-8-(2,6-dimethylpyridin-4-yl)-7-phenylimidazo[1,2-c]pyrimidine-2-carboxylic acid



To a solution of ethyl 5-(2,4-dimethoxybenzylamino)-8-(2,6-dimethylpyridin-4-yl)-7-phenylimidazo[1,2-c]pyrimidine-2-carboxylate (1.0 g, 1.9 mmol) in THF (3.9 mL) was added lithium hydroxide (0.18 g, 7.4 mmol) and water (3.9 mL). The resulting mixture was stirred at 50 °C for 16 h. After cooling to room temperature, water (2.0 mL) was added and the pH was adjusted using 1 N HCl to pH 2. The resulting precipitate was collected by filtration, washed with water and dried to afford the crude product, which was used in the next step without further purification. LC-MS calculated for $C_{29}H_{28}N_5O_4$ ($M+H$)⁺: m/z = 510.2; found 510.2.

Step 3: 5-Amino-8-(2,6-dimethylpyridin-4-yl)-N-ethyl-7-phenylimidazo[1,2-c]pyrimidine-2-carboxamide

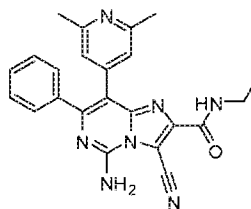


To a solution of 5-(2,4-dimethoxybenzylamino)-8-(2,6-dimethylpyridin-4-yl)-7-phenylimidazo[1,2-c]pyrimidine-2-carboxylic acid (0.95 g, 1.9 mmol) in DMF (17 mL) was added triethylamine (0.78 mL, 5.6 mmol). The solution was stirred for 5 min before the addition of BOP (1.2 g, 2.8 mmol) and ethanamine (9.3 mL, 2 M in THF). The reaction mixture was then stirred at room temperature for 30 min, quenched with water (20 mL), and extracted with EtOAc (5 x 30 mL). The combined organic layers were washed with water (50 mL) and brine (30 mL), dried with $MgSO_4$, and concentrated under reduced pressure. To the resulting residue was added TFA (3.0 mL), and the reaction mixture was stirred at 100 °C for 10 min. After cooling to room temperature, the volatiles were removed under reduced pressure to afford the crude product, which was used in the next step without further purification. LC-MS calculated for $C_{22}H_{23}N_6O$ ($M+H$)⁺: m/z = 387.2; found 387.3.

Step 4: 5-Amino-3-bromo-8-(2,6-dimethylpyridin-4-yl)-N-ethyl-7-phenylimidazo[1,2-c]pyrimidine-2-carboxamide

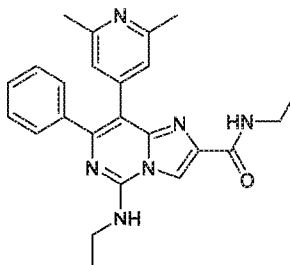
To a solution of 5-amino-8-(2,6-dimethylpyridin-4-yl)-N-ethyl-7-phenylimidazo[1,2-c]pyrimidine-2-carboxamide (700 mg, 1.8 mmol) in DMSO (3.6 mL)/MeCN (1.9 mL)/water (0.12 mL) at 0 °C was added N-bromosuccinimide (320 mg, 1.8 mmol). The reaction mixture was stirred for 2 h at room temperature, at which point water (20 mL) was added and the desired product was collected by filtration. The product was purified by prep-LCMS (pH = 2, MeCN/water with TFA) to give the desired product as the TFA salt. LC-MS calculated for $C_{22}H_{22}BrN_6O$ (M+H)⁺: m/z = 465.1; found 465.1.

Example 21. 5-Amino-3-cyano-8-(2,6-dimethylpyridin-4-yl)-N-ethyl-7-phenylimidazo[1,2-c]pyrimidine-2-carboxamide



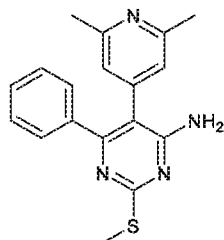
To a microwave vial was added copper(I) cyanide (8.7 mg, 0.10 mmol) and 5-amino-3-bromo-8-(2,6-dimethylpyridin-4-yl)-N-ethyl-7-phenylimidazo[1,2-c]pyrimidine-2-carboxamide (prepared in Example 20) (30 mg, 0.06 mmol) in DMF (0.30 mL). The vial was flushed with nitrogen and sealed before being heated in a microwave reactor at 180 °C for 10 min. After cooling to room temperature, the reaction mixture was diluted with NH₄OH (1 mL) and H₂O (1 mL), and extracted with EtOAc (3 x 5 mL). The combined organic layers were dried over MgSO₄, filtered, and concentrated under reduced pressure. The resulting material was purified by prep-LCMS (pH = 2, MeCN/water with TFA) to give the desired product as the TFA salt. LC-MS calculated for $C_{23}H_{22}N_7O$ (M+H)⁺: m/z = 412.2; found 412.2.

Example 22. 8-(2,6-Dimethylpyridin-4-yl)-N-ethyl-5-(ethylamino)-7-phenylimidazo[1,2-c]pyrimidine-2-carboxamide



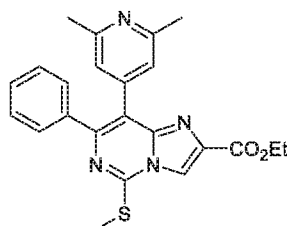
2022283611 05 Dec 2022

Step 1: 5-(2,6-Dimethylpyridin-4-yl)-2-(methylthio)-6-phenylpyrimidin-4-amine



[1,1'-bis(dicyclohexylphosphino)ferrocene]dichloropalladium(II) (510 mg, 10 mol%) was added to a mixture of 5-bromo-2-(methylthio)-6-phenylpyrimidin-4-amine (prepared in Example 15, Step 2) (2.0 g, 6.8 mmol), (2,6-dimethylpyridin-4-yl)boronic acid (1.5 g, 10 mmol), and cesium carbonate (4.4 g, 14 mmol) in *tert*-butanol (25 mL) and water (5.0 mL). The mixture was purged with nitrogen, and then stirred at 120 °C for 2 h. The reaction mixture was cooled to room temperature and filtered through a Celite plug. The filtrate was concentrated under reduced pressure and purified by flash chromatography on a silica gel column eluting with 0-100% EtOAc/hexanes to give the desired product (440 mg, 20%). LC-MS calculated for C₁₈H₁₉N₄S (M+H)⁺: m/z = 323.1; found 323.1.

Step 2: Ethyl 8-(2,6-dimethylpyridin-4-yl)-5-(methylthio)-7-phenylimidazo[1,2-*c*]pyrimidine-2-carboxylate



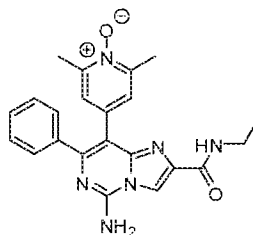
To a solution of 5-(2,6-dimethylpyridin-4-yl)-2-(methylthio)-6-phenylpyrimidin-4-amine (800 mg, 2.5 mmol) in DME (10 mL) was added ethyl 3-bromo-2-oxopropanoate (0.93 mL, 7.4 mmol). The reaction mixture was stirred at 110 °C for 2 h before the volatiles were removed under reduced pressure. The resulting residue was diluted with DCM (20 mL), washed with saturated NaHCO₃ solution (20 mL), water (20 mL) and brine (10 mL), dried over MgSO₄, filtered, and concentrated under reduced pressure. The resulting material was purified by column chromatography eluting with 0-20% MeOH/DCM to give the desired product (1.0 g, 99%). LC-MS calculated for C₂₃H₂₃N₄O₂S (M+H)⁺: m/z = 419.2; found 419.1.

Step 3: 8-(2,6-Dimethylpyridin-4-yl)-*N*-ethyl-5-(ethylamino)-7-phenylimidazo[1,2-*c*]pyrimidine-2-carboxamide

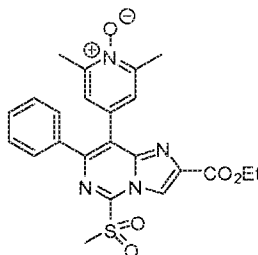
Ethyl 8-(2,6-dimethylpyridin-4-yl)-5-(methylthio)-7-phenylimidazo[1,2-*c*]pyrimidine-2-carboxylate (100 mg, 0.24 mmol) was suspended in a solution of ethanamine

(1.2 mL, 2 M in MeOH) and heated at reflux for 16 h. After cooling to room temperature, the solvent was removed under reduced pressure and the resulting material was purified by prep-LCMS (pH = 2, MeCN/water with TFA) to give the desired product as the TFA salt. LC-MS calculated for $C_{24}H_{27}N_6O$ ($M+H$)⁺: m/z = 415.2; found 415.1.

5 **Example 23. 4-(5-Amino-2-(ethylcarbamoyl)-7-phenylimidazo[1,2-c]pyrimidin-8-yl)-2,6-dimethylpyridine 1-oxide**



Step 1: 4-(2-(Ethoxycarbonyl)-5-(methylsulfonyl)-7-phenylimidazo[1,2-c]pyrimidin-8-yl)-2,6-dimethylpyridine 1-oxide



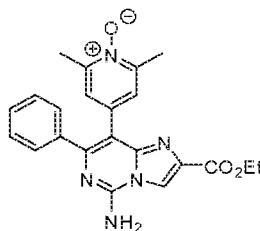
10

To a mixture of ethyl 8-(2,6-dimethylpyridin-4-yl)-5-(methylthio)-7-phenylimidazo[1,2-c]pyrimidine-2-carboxylate (prepared in Example 22, Step 2) (50 mg, 0.12 mmol) in DCM (10 mL) at 0 °C was added *m*CPBA (88 mg, 0.36 mmol). The resulting solution was stirred at room temperature for 3 h, and then the volatiles were removed under reduced pressure. The resulting residue was taken up in EtOAc (20 mL), washed with a mixture of saturated $Na_2S_2O_3$ solution (10 mL) and saturated $NaHCO_3$ solution (10 mL), and then brine (10 mL). The organic layer was dried over $MgSO_4$ and concentrated under reduced pressure to afford the crude product, which was used in the next step without further purification. LC-MS calculated for $C_{23}H_{25}N_4O_5S$ ($M+H$)⁺: m/z = 467.1; found 467.1.

20

2022283611 05 Dec 2022

Step 2: 4-(5-Amino-2-(ethoxycarbonyl)-7-phenylimidazo[1,2-c]pyrimidin-8-yl)-2,6-dimethylpyridine 1-oxide

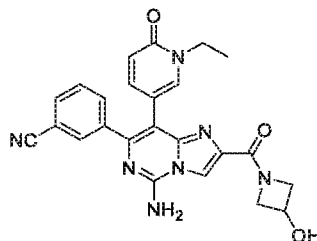


To a solution of 4-(2-(ethoxycarbonyl)-5-(methylsulfonyl)-7-phenylimidazo[1,2-c]pyrimidin-8-yl)-2,6-dimethylpyridine 1-oxide (54 mg, 0.12 mmol) in acetonitrile (1.0 mL) was added concentrated ammonium hydroxide (0.09 mL, 14 M). The reaction mixture was stirred at room temperature for 30 min before the volatiles were removed under reduced pressure. The resulting material was purified by prep-LCMS (pH = 10, MeCN/water with NH_4OH) to give the desired product as the free base. LC-MS calculated for $\text{C}_{22}\text{H}_{22}\text{N}_5\text{O}_3$ ($\text{M}+\text{H}$)⁺: m/z = 404.2; found 404.2.

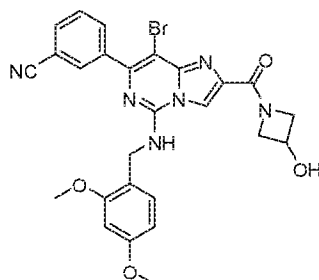
Step 3: 4-(5-Amino-2-(ethylcarbamoyl)-7-phenylimidazo[1,2-c]pyrimidin-8-yl)-2,6-dimethylpyridine 1-oxide

4-(5-Amino-2-(ethoxycarbonyl)-7-phenylimidazo[1,2-c]pyrimidin-8-yl)-2,6-dimethylpyridine 1-oxide (15 mg, 0.03 mmol) was suspended in a solution of ethanamine (1.0 mL, 2 M in methanol) and heated at reflux for 1 h. After cooling to room temperature, the solvent was removed under reduced pressure and the product was purified by prep-LCMS (pH = 2, MeCN/water with TFA) to give the desired product as the TFA salt. LC-MS calculated for $\text{C}_{22}\text{H}_{23}\text{N}_6\text{O}_2$ ($\text{M}+\text{H}$)⁺: m/z = 403.2; found 403.1.

Example 24. 3-(5-Amino-8-(1-ethyl-6-oxo-1,6-dihydropyridin-3-yl)-2-(3-hydroxyazetidine-1-carbonyl)imidazo[1,2-c]pyrimidin-7-yl)benzonitrile



Step 1: 3-(8-Bromo-5-(2,4-dimethoxybenzylamino)-2-(3-hydroxyazetidine-1-carbonyl)imidazo[1,2-c]pyrimidin-7-yl)benzonitrile



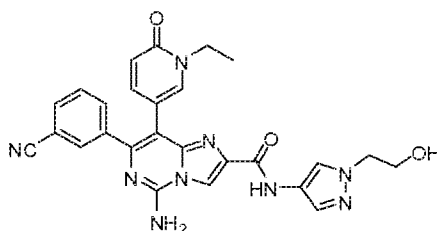
Ethyl 8-bromo-7-(3-cyanophenyl)-5-(2,4-dimethoxybenzylamino)imidazo[1,2-c]pyrimidine-2-carboxylate (prepared in Example 17, Step 4) (100 mg, 0.186 mmol) in MeOH (2 mL), THF (2 mL), and water (1 mL) was added LiOH (17.9 mg, 0.75 mmol). The reaction mixture was stirred at 45 °C for 2 h, and the solvent was removed under reduced pressure. The resulting residue was dissolved in DMF (3 mL), followed by the addition of azetidin-3-ol (27.3 mg, 0.37 mmol), *N*-ethyl-*N*-isopropylpropan-2-amine (98 µL, 0.56 mmol), and HATU (142 mg, 0.37 mmol). The reaction mixture was stirred at room temperature overnight before 10 mL of water was added. The precipitated solid was collected and dried to afford the desired product as a yellow solid. LC-MS calculated for C₂₆H₂₄BrN₆O₄ (M+H)⁺: m/z = 563.1 ; found 563.1.

Step 2: 3-(5-Amino-8-(1-ethyl-6-oxo-1,6-dihydropyridin-3-yl)-2-(3-hydroxyazetidine-1-carbonyl)imidazo[1,2-c]pyrimidin-7-yl)benzonitrile

A mixture of 3-(8-bromo-5-(2,4-dimethoxybenzylamino)-2-(3-hydroxyazetidine-1-carbonyl)imidazo[1,2-c]pyrimidin-7-yl)benzonitrile (20 mg, 0.048 mmol), 1-ethyl-5-(4,4,5,5-tetramethyl-1,3,2-dioxaborolan-2-yl)pyridin-2(1*H*)-one (14.5 mg, 0.058 mmol), XPhos Pd G2 (2.0 mg, 2.5 µmol), and Cs₂CO₃ (47 mg, 0.15 mmol) in 1,4-dioxane (1 mL) and water (0.2 mL) was degassed and sealed. The reaction was stirred at 90 °C for 2 h, cooled to room temperature, and concentrated. To the resulting residue, 1 mL of TFA was added, and the resulting mixture was stirred at 70 °C for 30 min. After completion, the reaction mixture was concentrated, diluted with methanol, and purified with prep- LC-MS (pH = 2, MeCN/water with TFA) to give the desired product as a TFA salt. LC-MS calculated for C₂₄H₂₂N₇O₃ (M+H)⁺: m/z = 456.2; found 456.2.

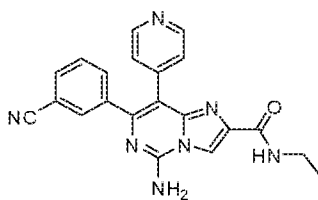
2022283611 05 Dec 2022

Example 25. 5-Amino-7-(3-cyanophenyl)-8-(1-ethyl-6-oxo-1,6-dihydropyridin-3-yl)-N-(1-(2-hydroxyethyl)-1H-pyrazol-4-yl)imidazo[1,2-c]pyrimidine-2-carboxamide

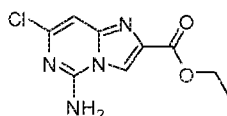


This compound was prepared using similar procedures as described for Example 24 with 2-(4-amino-1H-pyrazol-1-yl)ethanol (AstaTech Product List #50515) replacing azetidin-3-ol in Step 1. The product was purified by prep- LC-MS (pH = 2, MeCN/water with TFA) to give the desired product as a TFA salt. LC-MS calculated for $C_{26}H_{24}N_9O_3$ (M+H)⁺: m/z = 510.2; found 510.2.

Example 26. 5-Amino-7-(3-cyanophenyl)-N-ethyl-8-(pyridin-4-yl)imidazo[1,2-c]pyrimidine-2-carboxamide

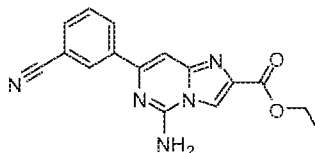


Step 1: Ethyl 5-amino-7-chloroimidazo[1,2-c]pyrimidine-2-carboxylate



A solution of 6-chloropyrimidine-2,4-diamine (2 g, 13.8 mmol) and ethyl 3-bromo-2-oxopropanoate (2.6 ml, 20.8 mmol) in DME (50 ml) was stirred at 70 °C overnight. After completion, the reaction was cooled to room temperature and the solid was collected by filtration. The crude solid was dissolved in hot methanol (25 mL) and the desired product was recrystallized by slowly cooling the solution to room temperature. The product was filtered, washed with EtOAc, and dried to give the desired product. LC-MS calculated for $C_9H_{10}ClN_4O_2$ (M+H)⁺: m/z = 241.0; found 241.1.

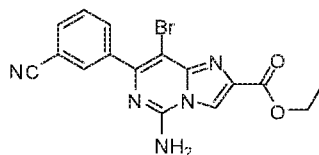
Step 2: Ethyl 5-amino-7-(3-cyanophenyl)imidazo[1,2-c]pyrimidine-2-carboxylate



2022283611 05 Dec 2022

A mixture of ethyl 5-amino-7-chloroimidazo[1,2-*c*]pyrimidine-2-carboxylate (0.60 g, 2.49 mmol), (3-cyanophenyl)boronic acid (0.44 g, 2.99 mmol), XPhos Pd G2 (0.098 g, 0.125 mmol) and sodium carbonate (0.53 g, 4.99 mmol) in 1,4-dioxane (50 mL) and water (5.0 mL) was purged with nitrogen and then stirred at 100 °C for 1 h. After being cooled to room temperature, the reaction mixture diluted with EtOAc, washed with brine, dried over Na₂SO₄, filtered, and concentrated under reduced pressure. Light yellow solid precipitated from the solution, which was filtered and dried to afford the desired product. LC-MS calculated for C₁₆H₁₄N₅O₂ (M+H)⁺: m/z = 308.1 ; found 308.1.

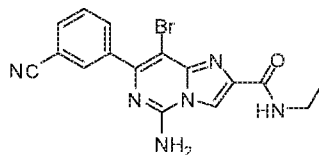
Step 3: Ethyl 5-amino-8-bromo-7-(3-cyanophenyl)imidazo[1,2-*c*]pyrimidine-2-carboxylate



To a solution of ethyl 5-amino-7-(3-cyanophenyl)imidazo[1,2-*c*]pyrimidine-2-carboxylate (2.3 g, 7.48 mmol) in DMF (50 mL) was slowly added a solution of *N*-bromosuccinimide (1.33 g, 7.48 mmol) in DMF (5.0 mL) at 0 °C. The reaction mixture was then stirred at room temperature for 2 h before water (100 mL) was added. The resulting light yellow solid was collected by filtration and dried to obtain the desired product (2.3g, 80%). LC-MS calculated for C₁₆H₁₃BrN₅O₂ (M+H)⁺: m/z = 386.0 ; found 386.0.

Alternatively, this compound can be prepared using the following procedure: to a solution of ethyl 8-bromo-7-(3-cyanophenyl)-5-(methylthio)imidazo[1,2-*c*]pyrimidine-2-carboxylate (prepared in Example 17, Step 3) (2.40 g, 5.75 mmol) in DCM (100 mL) was added a solution *m*CPBA (77%, 1.93 g, 8.63 mmol) in DCM (30 mL) this solution was dried over anhydrous magnesium sulfate through an addition funnel at room temperature for 30 minutes. The reaction mixture was then stirred for 4 h, and quenched by bubbling NH₃ gas via cannula for 1h. The reaction mixture was then concentrated under reduced pressure to give a crude mixture, which was poured into a saturated NaHCO₃ solution (150 mL). The resulting solid was collected by filtration, washed with water and hexanes, and dried to afford the desired product as a brown solid (1.9 g, 86%). LC-MS calculated for C₁₆H₁₃BrN₅O₂ (M+H)⁺: m/z = 386.0; found 386.0.

Step 4: 5-Amino-8-bromo-7-(3-cyanophenyl)-N-ethylimidazo[1,2-c]pyrimidine-2-carboxamide

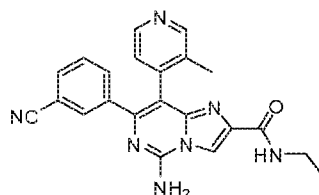


To a mixture of ethyl 5-amino-8-bromo-7-(3-cyanophenyl)imidazo[1,2-c]pyrimidine-2-carboxylate (1.00 g, 2.59 mmol) in MeOH (20 mL), THF (20 mL), and water (10 mL) was added LiOH (124 mg, 5.18 mmol). The reaction mixture was stirred at room temperature for 2 h, and the solvent was removed under reduced pressure. The resulting residue was dissolved in DMF (30 mL), followed by the addition of ethylamine solution (2.1 mL, 25.9 mmol, 70% in water), triethyl amine (1.08 mL, 7.77 mmol), and BOP (2.29 g, 5.18 mmol). The reaction mixture was stirred at room temperature overnight before 100 mL of water was added. The resulting solid was collected by filtration and dried to afford the desired product as a yellow solid (0.77g). LC-MS calculated for C₁₆H₁₄BrN₆O (M+H)⁺: m/z = 385.0; found 385.1.

Step 5: 5-Amino-7-(3-cyanophenyl)-N-ethyl-8-(pyridin-4-yl)imidazo[1,2-c]pyrimidine-2-carboxamide

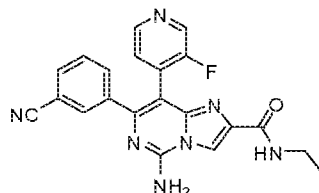
A mixture of 5-amino-8-bromo-7-(3-cyanophenyl)-N-ethylimidazo[1,2-c]pyrimidine-2-carboxamide (10.0 mg, 0.026 mmol), pyridin-4-ylboronic acid (4.8 mg, 0.039 mmol), XPhos Pd G2 (2.0 mg, 2.51 μmol), and Na₂CO₃ (8.3 mg, 0.078 mmol) in 1,4-dioxane (1.5 mL) and water (0.15 mL) was degassed and sealed. The reaction mixture was stirred at 110 °C for 1 h, cooled to room temperature, diluted with MeOH, and purified with prep- LC-MS (pH = 2, MeCN/water with TFA) to give the desired product as a TFA salt. LC-MS calculated for C₂₁H₁₈N₇O (M+H)⁺: m/z = 384.2; found 384.2.

Example 27. 5-Amino-7-(3-cyanophenyl)-N-ethyl-8-(3-methylpyridin-4-yl)imidazo[1,2-c]pyrimidine-2-carboxamide



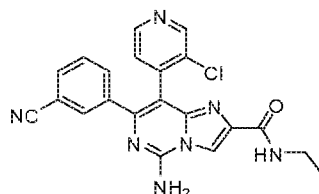
This compound was prepared using similar procedures as described for Example 26 with 3-methylpyridin-4-ylboronic acid replacing pyridin-4-ylboronic acid in Step 5. The product was purified by prep- LC-MS (pH = 2, MeCN/water with TFA) to give the desired product as a TFA salt. LC-MS calculated for C₂₂H₂₀N₇O (M+H)⁺: m/z = 398.2; found 398.2.

Example 28. 5-Amino-7-(3-cyanophenyl)-N-ethyl-8-(3-fluoropyridin-4-yl)imidazo[1,2-c]pyrimidine-2-carboxamide



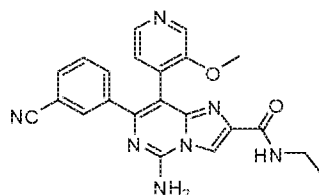
This compound was prepared using similar procedures as described for Example 26 with 3-fluoropyridin-4-ylboronic acid replacing pyridin-4-ylboronic acid in Step 5. The product was purified by prep- LC-MS (pH = 2, MeCN/water with TFA) to give the desired product as a TFA salt. LC-MS calculated for $C_{21}H_{17}FN_7O$ ($M+H$)⁺: m/z = 402.1; found 402.2.

Example 29. 5-Amino-7-(3-cyanophenyl)-N-ethyl-8-(3-chloropyridin-4-yl)imidazo[1,2-c]pyrimidine-2-carboxamide



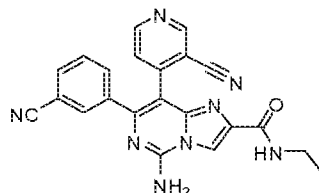
This compound was prepared using similar procedures as described for Example 26 with 3-chloropyridin-4-ylboronic acid replacing pyridin-4-ylboronic acid in Step 5. The product was purified by prep- LC-MS (pH = 2, MeCN/water with TFA) to give the desired product as a TFA salt. LC-MS calculated for $C_{21}H_{17}ClN_7O$ ($M+H$)⁺: m/z = 418.1; found 418.2.

Example 30. 5-Amino-7-(3-cyanophenyl)-N-ethyl-8-(3-methoxypyridin-4-yl)imidazo[1,2-c]pyrimidine-2-carboxamide



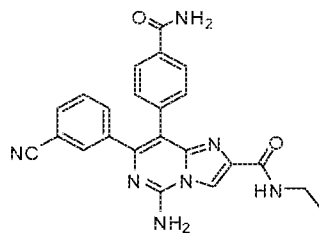
This compound was prepared using similar procedures as described for Example 26 with 3-methoxypyridin-4-ylboronic acid replacing pyridin-4-ylboronic acid in Step 5. The product was purified by prep- LC-MS (pH = 2, MeCN/water with TFA) to give the desired product as a TFA salt. LC-MS calculated for $C_{22}H_{20}N_7O_2$ ($M+H$)⁺: m/z = 414.2; found 414.2.

Example 31. 5-Amino-7-(3-cyanophenyl)-*N*-ethyl-8-(3-cyanopyridin-4-yl)imidazo[1,2-*c*]pyrimidine-2-carboxamide



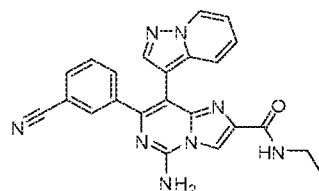
This compound was prepared using similar procedures as described for Example 26 with 4-(4,4,5,5-tetramethyl-1,3,2-dioxaborolan-2-yl)nicotinonitrile replacing pyridin-4-ylboronic acid in Step 5. The product was purified by prep- LC-MS (pH = 2, MeCN/water with TFA) to give the desired product as a TFA salt. LC-MS calculated for $C_{22}H_{17}N_8O$ ($M+H$)⁺: m/z = 409.2; found 409.2.

Example 32. 5-Amino-8-(4-carbamoylphenyl)-7-(3-cyanophenyl)-*N*-ethylimidazo[1,2-*c*]pyrimidine-2-carboxamide



This compound was prepared using similar procedures as described for Example 26 with (4-carbamoylphenyl)boronic acid replacing pyridin-4-ylboronic acid in Step 5. The product was purified by prep- LC-MS (pH = 2, MeCN/water with TFA) to give the desired product as a TFA salt. LC-MS calculated for $C_{23}H_{20}N_7O_2$ ($M+H$)⁺: m/z = 426.2; found 426.2.

Example 33. 5-Amino-7-(3-cyanophenyl)-*N*-ethyl-8-(pyrazolo[1,5-*a*]pyridin-3-yl)imidazo[1,2-*c*]pyrimidine-2-carboxamide



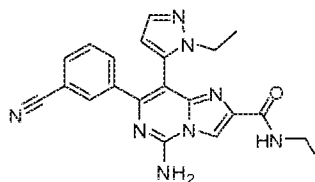
This compound was prepared using similar procedures as described for Example 26 with 3-(4,4,5,5-tetramethyl-1,3,2-dioxaborolan-2-yl)pyrazolo[1,5-*a*]pyridine replacing pyridin-4-ylboronic acid in Step 5. The product was purified by prep- LC-MS (pH = 2, MeCN/water with TFA) to give the desired product as a TFA salt. LC-MS calculated for $C_{23}H_{19}N_8O$ ($M+H$)⁺: m/z = 423.2; found 423.2.

Example 34. 5-Amino-7-(3-cyanophenyl)-*N*-ethyl-8-(5-methyl-1*H*-pyrazol-4-yl)imidazo[1,2-*c*]pyrimidine-2-carboxamide



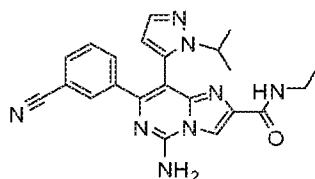
This compound was prepared using similar procedures as described for Example 26 with 5-methyl-4-(4,4,5,5-tetramethyl-1,3,2-dioxaborolan-2-yl)-1*H*-pyrazole replacing pyridin-4-ylboronic acid in Step 5. The product was purified by prep- LC-MS (pH = 2, MeCN/water with TFA) to give the desired product as a TFA salt. LC-MS calculated for $C_{26}H_{19}N_8O$ ($M+H$)⁺: m/z = 387.2; found 387.2.

Example 35. 5-Amino-7-(3-cyanophenyl)-*N*-ethyl-8-(1-ethyl-1*H*-pyrazol-5-yl)imidazo[1,2-*c*]pyrimidine-2-carboxamide



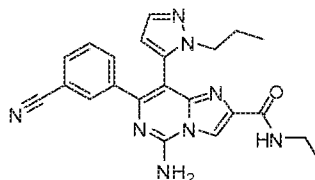
This compound was prepared using similar procedures as described for Example 26 with 1-ethyl-5-(4,4,5,5-tetramethyl-1,3,2-dioxaborolan-2-yl)-1*H*-pyrazole replacing pyridin-4-ylboronic acid in Step 5. The product was purified by prep- LC-MS (pH = 2, MeCN/water with TFA) to give the desired product as a TFA salt. LC-MS calculated for $C_{21}H_{21}N_8O$ ($M+H$)⁺: m/z = 401.2; found 401.2.

Example 36. 5-Amino-7-(3-cyanophenyl)-*N*-ethyl-8-(1-isopropyl-1*H*-pyrazol-5-yl)imidazo[1,2-*c*]pyrimidine-2-carboxamide



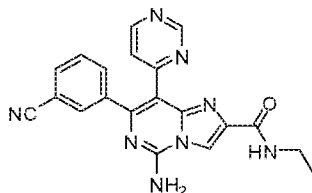
This compound was prepared using similar procedures as described for Example 26 with 1-isopropyl-5-(4,4,5,5-tetramethyl-1,3,2-dioxaborolan-2-yl)-1*H*-pyrazole replacing pyridin-4-ylboronic acid in Step 5. The product was purified by prep- LC-MS (pH = 2, MeCN/water with TFA) to give the desired product as a TFA salt. LC-MS calculated for $C_{22}H_{23}N_8O$ ($M+H$)⁺: m/z = 415.2; found 415.2.

Example 37. 5-Amino-7-(3-cyanophenyl)-*N*-ethyl-8-(1-propyl-1*H*-pyrazol-5-yl)imidazo[1,2-*c*]pyrimidine-2-carboxamide



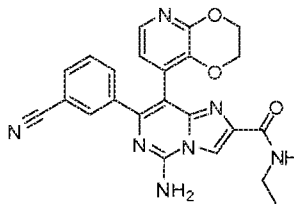
This compound was prepared using similar procedures as described for Example 26 with 1-propyl-5-(4,4,5,5-tetramethyl-1,3,2-dioxaborolan-2-yl)-1*H*-pyrazole replacing pyridin-4-ylboronic acid in Step 5. The product was purified by prep- LC-MS (pH = 2, MeCN/water with TFA) to give the desired product as a TFA salt. LC-MS calculated for C₂₂H₂₃N₈O (M+H)⁺: m/z = 415.2; found 415.2.

Example 38. 5-Amino-7-(3-cyanophenyl)-*N*-ethyl-8-(pyrimidin-4-yl)imidazo[1,2-*c*]pyrimidine-2-carboxamide



A mixture of 5-amino-8-bromo-7-(3-cyanophenyl)-*N*-ethylimidazo[1,2-*c*]pyrimidine-2-carboxamide (prepared in Example 26, Step 4) (50 mg, 0.13 mmol), 4-(tributylstannyl)pyrimidine (96 mg, 0.260 mmol), tetrakis(triphenylphosphine)palladium(0) (15.0 mg, 0.013 mmol), copper(I) chloride (15.4 mg, 0.156 mmol) and lithium chloride (6.6 mg, 0.156 mmol) in THF (2 mL) was degassed and sealed. The reaction mixture was stirred at 80 °C for 12 h, cooled to room temperature, and concentrated under reduced pressure. The resulting residue was purified by prep-LC-MS (pH = 2, MeCN/water with TFA) to give the desired product as a TFA salt. LC-MS calculated for C₂₀H₁₇N₈O (M+H)⁺: m/z = 385.2; found 385.2.

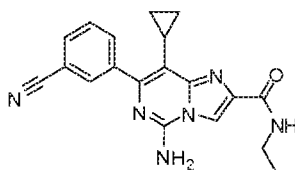
Example 39. 5-Amino-7-(3-cyanophenyl)-8-(2,3-dihydro-[1,4]dioxino[2,3-*b*]pyridin-8-yl)-*N*-ethylimidazo[1,2-*c*]pyrimidine-2-carboxamide



2022283611 05 Dec 2022

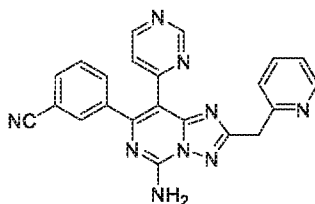
A mixture of 5-amino-8-bromo-7-(3-cyanophenyl)-*N*-ethylimidazo[1,2-*c*]pyrimidine-2-carboxamide (prepared in Example 26, Step 4) (72 mg, 0.19 mmol), (2,3-dihydro-[1,4]dioxino[2,3-*b*]pyridin-8-yl)boronic acid (33.8 mg, 0.19 mmol), cesium carbonate (122 mg, 0.37 mmol) and [1,1'-bis(dicyclohexylphosphino)ferrocene]dichloropalladium (II) (14.1 mg, 0.019 mmol) in dioxane (2.0 mL) and water (0.2 mL) was stirred at 120 °C for 1 h under microwave irradiation. The reaction mixture was then cooled to room temperature, and directly purified by prep-LC-MS (pH = 2, MeCN/water with TFA) to give the desired product as a TFA salt. LC-MS calculated for C₂₃H₂₀N₇O₃ (M+H)⁺: m/z = 442.2; found 442.3.

Example 40. 5-Amino-7-(3-cyanophenyl)-8-cyclopropyl-*N*-ethylimidazo[1,2-*c*]pyrimidine-2-carboxamide

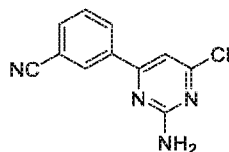


A mixture of 5-amino-8-bromo-7-(3-cyanophenyl)-*N*-ethylimidazo[1,2-*c*]pyrimidine-2-carboxamide (prepared in Example 26, Step 4) (72 mg, 0.19 mmol), cyclopropylboronic acid (32.1 mg, 0.37 mmol), cesium carbonate (122 mg, 0.37 mmol) and [1,1'-bis(dicyclohexylphosphino)ferrocene]dichloropalladium (II) (14.1 mg, 0.019 mmol) in dioxane (2.0 mL) and water (0.2 mL) was stirred at 80 °C for 1h under microwave irradiation. The reaction mixture was then cooled to room temperature, and directly purified by prep-LC-MS (pH = 2, MeCN/water with TFA) to give the desired product as a TFA salt. LC-MS calculated for C₁₉H₁₉N₆O (M+H)⁺: m/z = 347.2; found 347.3.

Example 41. 3-(5-Amino-2-(pyridin-2-ylmethyl)-8-(pyrimidin-4-yl)-[1,2,4]triazolo[1,5-*c*]pyrimidin-7-yl)benzonitrile



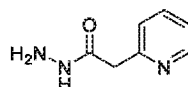
Step1: 3-(2-Amino-6-chloropyrimidin-4-yl)benzonitrile



2022283611 05 Dec 2022

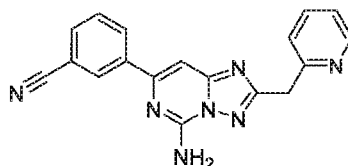
A mixture of 4,6-dichloropyrimidin-2-amine (2.5 g, 15.2 mmol), (3-cyanophenyl)boronic acid (2.02 g, 13.7 mmol), tetrakis(triphenylphosphine)palladium(0) (1.06 g, 0.92 mmol) and sodium carbonate (3.23 g, 30.5 mmol) in 1,4-dioxane (60 mL), and water (5 mL) was degassed with nitrogen, then the resulting mixture was heated and stirred at 60 °C for two days. After cooled to room temperature (r.t.), the mixture was concentrated, diluted with water, and extracted with DCM (30 mL x 3). The combined organic layers were dried over MgSO₄, filtered, and concentrated. The resulting residue was purified by flash chromatography on a silica gel column eluting with 8% EtOAc in dichloromethane to afford the desired product. LCMS calculated for C₁₁H₈ClN₄ (M+H)⁺: 231.0. Found: 231.0.

Step 2: 2-(Pyridin-2-yl)acetohydrazide



Hydrazine (4.15 mL, 132 mmol) was added to a ethanol (66 mL) solution of methyl 2-(pyridin-2-yl)acetate (10 g, 66.2 mmol) at r.t. The mixture was heated and stirred at 85 °C for 4 h, and then cooled to r.t. White solid was formed upon standing, which was collected via filtration and used in next step without further purification. LCMS calculated for C₇H₁₀N₃O (M+H)⁺: 152.1. Found: 152.0.

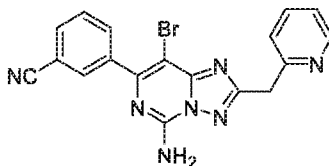
Step 3: 3-(5-Amino-2-(pyridin-2-ylmethyl)-[1,2,4]triazolo[1,5-c]pyrimidin-7-yl)benzonitrile



2-(pyridin-2-yl)acetohydrazide (2.62 g, 17.34 mmol) was added to a ethanol (35 mL) solution of 3-(2-amino-6-chloropyrimidin-4-yl)benzonitrile (4.00 g, 17.34 mmol) at r.t. After being heated and stirred at reflux for 2 h, the reaction mixture was cooled to r.t., and concentrated. The resulting residue was taken into *N,O*-bis(trimethylsilyl)acetamide (20 mL) and stirred at 120 °C for 7 h. The mixture was then cooled to r.t., poured onto ice, and allowed to stir at r.t. for 1 h. The resulting solid was collected by filtration, and taken into 20 mL of 1 N HCl solution. The resulting mixture was stirred at r.t. for 1 h, filtered, and the aqueous layer was neutralized by addition of saturated NaHCO₃ solution. The resulting precipitate was collected by filtration, and dried to obtain the desired product as a brown solid. LCMS calculated for C₁₈H₁₄N₇ (M+H)⁺: 328.1; found 328.1.

2022283611 05 Dec 2022

Step 4: 3-(5-Amino-8-bromo-2-(pyridin-2-ylmethyl)-[1,2,4]triazolo[1,5-c]pyrimidin-7-yl)benzonitrile

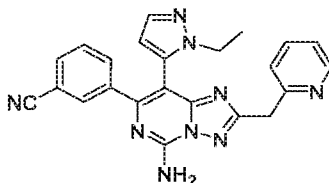


To a mixture of 3-(5-amino-2-(pyridin-2-ylmethyl)-[1,2,4]triazolo[1,5-c]pyrimidin-7-yl)benzonitrile (2 g, 6.11 mmol) in DMF (12 mL) at -30 °C was added NBS (1.09 g, 6.11 mmol) portion-wise. The reaction mixture was allowed to slowly warm to 0 °C, resulting a homogenous solution. After stirring at 0 °C for 1 h, the reaction mixture was diluted with saturated NaHCO₃ solution and the resulting solid was collected by filtration. The solid was then purified by flash chromatography on a silica gel column eluting with 0 to 10% MeOH in DCM to afford the desired product. LCMS calculated for C₁₈H₁₃BrN₇ (M+H)⁺: 406.0; found 406.0.

Step 5: 3-(5-Amino-2-(pyridin-2-ylmethyl)-8-(pyrimidin-4-yl)-[1,2,4]triazolo[1,5-c]pyrimidin-7-yl)benzonitrile

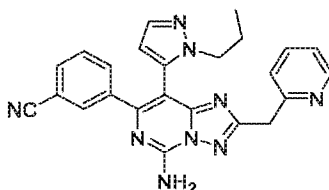
Pd(Ph₃P)₄ (284 mg, 0.246 mmol) was added to a mixture of 4-(tributylstannyl)pyrimidine (1090 mg, 2.95 mmol), 3-(5-amino-8-bromo-2-(pyridin-2-ylmethyl)-[1,2,4]triazolo[1,5-c]pyrimidin-7-yl)benzonitrile (1000 mg, 2.46 mmol), and copper(I) chloride (244 mg, 2.46 mmol) in 1,4-dioxane (12 mL). The reaction mixture was purged with N₂ and stirred at 80 °C for 7 h. The resulting mixture was cooled to r.t., concentrated, diluted with DCM (50 mL) and washed with saturated NH₄OH solution. The organic layer was dried over Na₂SO₄, concentrated, and purified by preparative LC-MS (pH 2, acetonitrile/water with TFA) to afford the product as a TFA salt. LCMS calculated for C₂₂H₁₆N₉ (M+H)⁺: 406.2; found 406.2. ¹H NMR (500 MHz, DMSO) δ 8.95 (s, 1H), 8.83 (d, J = 5.3 Hz, 1H), 8.59 (d, J = 5.1 Hz, 1H), 7.96 (m, 1H), 7.88 (d, J = 5.1 Hz, 1H), 7.82 (d, J = 7.6 Hz, 1H), 7.76 (s, 1H), 7.60 – 7.53 (m, 2H), 7.53 – 7.48 (m, 1H), 7.48 – 7.42 (m, 1H), 4.49 (s, 2H).

Example 42. 3-(5-Amino-8-(1-ethyl-1H-pyrazol-5-yl)-2-(pyridin-2-ylmethyl)-[1,2,4]triazolo[1,5-c]pyrimidin-7-yl)benzonitrile



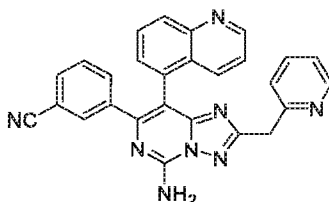
A mixture of 3-(5-amino-8-bromo-2-(pyridin-2-ylmethyl)-[1,2,4]triazolo[1,5-
c]pyrimidin-7-yl)benzonitrile (from Example 41, Step 4) (50 mg, 0.123 mmol), 1-ethyl-5-
(4,4,5,5-tetramethyl-1,3,2-dioxaborolan-2-yl)-1*H*-pyrazole (54.7 mg, 0.246 mmol), chloro(2-
dicyclohexylphosphino-2',4',6'-triisopropyl-1,1'-biphenyl)[2-(2'-amino-1,1'-
biphenyl)]palladium(II) (9.68 mg, 0.012 mmol), and sodium carbonate (13.0 mg, 0.123
mmol) in 1,4-dioxane (1119 μ L) and water (112 μ L) was stirred at 100 °C for 1 h. The
resulting mixture was cooled to r.t., concentrated, and purified by preparative LC-MS (pH 2,
acetonitrile/water with TFA) to afford the product as a TFA salt. LCMS calculated for
 $C_{23}H_{20}N_9$ (M+H)⁺: 422.2; found 422.2.

**Example 43. 3-(5-Amino-8-(1-propyl-1*H*-pyrazol-5-yl)-2-(pyridin-2-ylmethyl)-
[1,2,4]triazolo[1,5-*c*]pyrimidin-7-yl)benzonitrile**



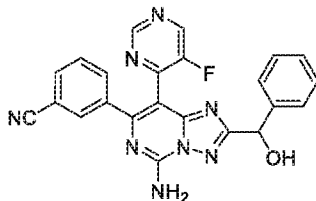
This compound was prepared using similar procedures as described for Example 42
with 1-propyl-5-(4,4,5,5-tetramethyl-1,3,2-dioxaborolan-2-yl)-1*H*-pyrazole replacing 1-ethyl-
5-(4,4,5,5-tetramethyl-1,3,2-dioxaborolan-2-yl)-1*H*-pyrazole. The final material was purified
by preparative LC-MS (pH 2, acetonitrile/water with TFA) to afford the product as a TFA
salt. LCMS calculated for $C_{24}H_{22}N_9$ (M+H)⁺: 436.2; found 436.2.

**Example 44. 3-(5-Amino-2-(pyridin-2-ylmethyl)-8-(quinolin-5-yl)-[1,2,4]triazolo[1,5-
c]pyrimidin-7-yl)benzonitrile**

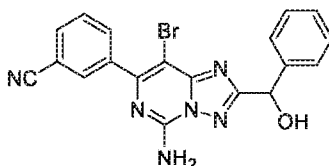


This compound was prepared using similar procedures as described for Example 42
with 5-(4,4,5,5-tetramethyl-1,3,2-dioxaborolan-2-yl)quinoline replacing 1-ethyl-5-(4,4,5,5-
tetramethyl-1,3,2-dioxaborolan-2-yl)-1*H*-pyrazole. The final material was purified by
preparative LC-MS (pH 2, acetonitrile/water with TFA) to afford the product as a TFA salt.
LCMS calculated for $C_{27}H_{19}N_8$ (M+H)⁺: 455.2; found 455.2.

Example 45. 3-(5-Amino-8-(5-fluoropyrimidin-4-yl)-2-(hydroxy(phenyl)methyl)-[1,2,4]triazolo[1,5-c]pyrimidin-7-yl)benzonitrile

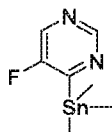


Step 1: 3-(5-Amino-8-bromo-2-(hydroxy(phenyl)methyl)-[1,2,4]triazolo[1,5-c]pyrimidin-7-yl)benzonitrile



This compound was prepared using similar procedures as described for Example 41, Step 1 to Step 4, with 2-hydroxy-2-phenylacetohydrazide replacing 2-(pyridin-2-yl)acetohydrazide in Step 3. LCMS calculated for $C_{19}H_{14}BrN_6O$ ($M+H$)⁺: 421.0; found 421.0.

Step 2: 5-Fluoro-4-(trimethylstannyl)pyrimidine



$Pd(Ph_3P)_4$ (43.6 mg, 0.038 mmol) and 1,1,1,2,2,2-hexamethyldistannane (124 mg, 0.377 mmol) were successively added to a mixture of 4-chloro-5-fluoropyrimidine (50 mg, 0.377 mmol) in 1,4-dioxane (1886 μ L) under a nitrogen atmosphere. The reaction mixture was then stirred at reflux overnight, cooled to r.t., and filtered. The filtrate was used in next step without further purification.

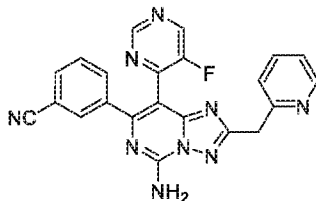
Step 3: 3-(5-Amino-8-(5-fluoropyrimidin-4-yl)-2-(hydroxy(phenyl)methyl)-[1,2,4]triazolo[1,5-c]pyrimidin-7-yl)benzonitrile

This compound was prepared using similar procedures as described for Example 41, Step 5, with 5-fluoro-4-(trimethylstannyl)pyrimidine replacing 4-(tributylstannyl)pyrimidine, and with 3-(5-amino-8-bromo-2-(hydroxy(phenyl)methyl)-[1,2,4]triazolo[1,5-c]pyrimidin-7-yl)benzonitrile replacing 3-(5-amino-8-bromo-2-(pyridin-2-yl)methyl)-[1,2,4]triazolo[1,5-c]pyrimidin-7-yl)benzonitrile. The final material was purified by preparative LC-MS (pH 2, acetonitrile/water with TFA) to afford the product as a TFA salt. LCMS calculated for

$C_{23}H_{16}FN_8O$ ($M+H$)⁺: 439.1; found 439.1.

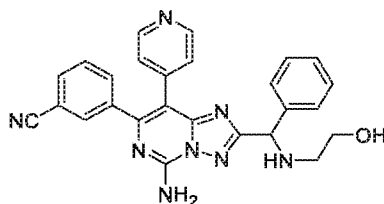
2022283611 05 Dec 2022

Example 46. 3-(5-Amino-8-(5-fluoropyrimidin-4-yl)-2-(pyridin-2-ylmethyl)-[1,2,4]triazolo[1,5-c]pyrimidin-7-yl)benzonitrile

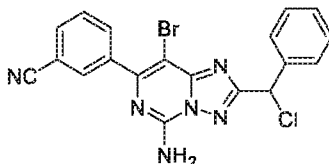


This compound was prepared using similar procedures as described for Example 41, with 5-fluoro-4-(trimethylstannyl)pyrimidine (from Example 45, Step 2) replacing 4-(tributylstannyl)pyrimidine. The final material was purified by preparative HPLC (pH 2, acetonitrile/water with TFA) to afford the product as a TFA salt. LCMS calculated for $C_{22}H_{15}FN_9$ ($M+H$)⁺: 424.1; found 424.2.

Example 47. 3-(5-Amino-2-((2-hydroxyethylamino)(phenyl)methyl)-8-(pyridin-4-yl)-[1,2,4]triazolo[1,5-c]pyrimidin-7-yl)benzonitrile



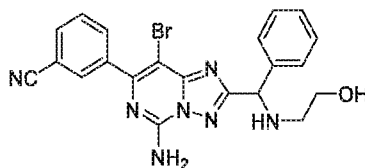
Step 1: 3-(5-Amino-8-bromo-2-(chloro(phenyl)methyl)-[1,2,4]triazolo[1,5-c]pyrimidin-7-yl)benzonitrile



Thionyl chloride (87 μ L, 1.19 mmol) was added to 3-(5-amino-8-bromo-2-(hydroxy(phenyl)methyl)-[1,2,4]triazolo[1,5-c]pyrimidin-7-yl)benzonitrile (from Example 45, Step 1) (10 mg, 0.024 mmol) at r.t. After stirring for 30 min, the reaction mixture was concentrated, and the resulting residue was used in the next step without further purification. LCMS calculated for $C_{19}H_{13}BrClN_6$ ($M+H$)⁺: 441.0; found 441.0.

2022283611 05 Dec 2022

Step 2: 3-(5-Amino-8-bromo-2-((2-hydroxyethyl)amino)(phenyl)methyl)-[1,2,4]triazolo[1,5-c]pyrimidin-7-yl)benzonitrile

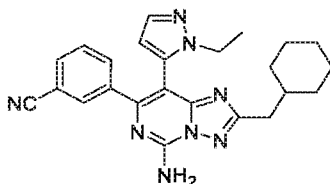


2-aminoethan-1-ol (4.35 mg, 0.071 mmol) was added to a DMF (237 μ L) solution of
 5 3-(5-amino-8-bromo-2-(chloro(phenyl)methyl)-[1,2,4]triazolo[1,5-c]pyrimidin-7-yl)benzonitrile (10 mg, 0.024 mmol). The reaction mixture was stirred at r.t. overnight, concentrated, and used in the next step without further purification. LCMS calculated for $C_{21}H_{19}BrN_7O$ ($M+H$)⁺: 464.1; found 464.2.

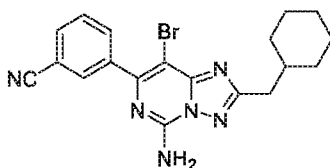
Step 3: 3-(5-Amino-2-((2-hydroxyethyl)amino)(phenyl)methyl)-8-(pyridin-4-yl)-
 10 [1,2,4]triazolo[1,5-c]pyrimidin-7-yl)benzonitrile

A mixture of 3-(5-amino-8-bromo-2-((2-hydroxyethyl)amino)(phenyl)methyl)-
 [1,2,4]triazolo[1,5-c]pyrimidin-7-yl)benzonitrile (10 mg, 0.022 mmol), pyridin-4-ylboronic
 acid (6.0 mg, 0.043 mmol), chloro(2-dicyclohexylphosphino-2',4',6'-triisopropyl-1,1'-
 biphenyl)]2-(2'-amino-1,1'-biphenyl)]palladium(II) (1.70 mg, 2.15 μ mol), and sodium
 15 carbonate (2.3 mg, 0.022 mmol) in 1,4-dioxane (196 μ L) and water (19.6 μ L) was heated and stirred at 100 $^{\circ}$ C for 1 h. The reaction mixture was then cooled to r.t., concentrated, purified by preparative LC-MS (pH 2, acetonitrile/water with TFA) to afford the product as a TFA salt. LCMS calculated for $C_{26}H_{23}N_8O$ ($M+H$)⁺: 463.2; found 463.2.

Example 48. 3-(5-Amino-2-(cyclohexylmethyl)-8-(1-ethyl-1H-pyrazol-5-yl)-
 20 [1,2,4]triazolo[1,5-c]pyrimidin-7-yl)benzonitrile



Step 1: 3-(5-Amino-8-bromo-2-(cyclohexylmethyl)-[1,2,4]triazolo[1,5-c]pyrimidin-7-yl)benzonitrile

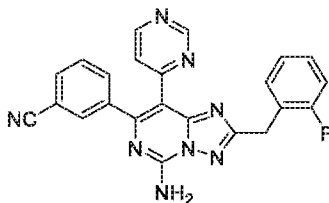


This compound was prepared using similar procedures as described for Example 41, Step 1 to Step 4, with 2-cyclohexylacetohydrazide replacing 2-(pyridin-2-yl)acetohydrazide in Step 3. LCMS calculated for $C_{19}H_{20}BrN_6$ ($M+H$)⁺: 411.1; found 411.1.

Step 2: 3-(5-Amino-2-(cyclohexylmethyl)-8-(1-ethyl-1H-pyrazol-5-yl)-[1,2,4]triazolo[1,5-c]pyrimidin-7-yl)benzonitrile

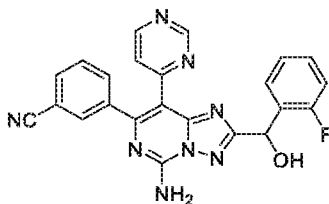
This compound was prepared using similar procedures as described for Example 42, with 3-(5-amino-8-bromo-2-(cyclohexylmethyl)-[1,2,4]triazolo[1,5-c]pyrimidin-7-yl)benzonitrile replacing 3-(5-amino-8-bromo-2-(pyridin-2-ylmethyl)-[1,2,4]triazolo[1,5-c]pyrimidin-7-yl)benzonitrile. The final material was purified by preparative LC-MS (pH 2, acetonitrile/water with TFA) to afford the product as a TFA salt. LCMS calculated for $C_{24}H_{27}N_8$ ($M+H$)⁺: 427.2; found 427.2.

Example 49. 3-(5-Amino-2-(2-fluorobenzyl)-8-(pyrimidin-4-yl)-[1,2,4]triazolo[1,5-c]pyrimidin-7-yl)benzonitrile



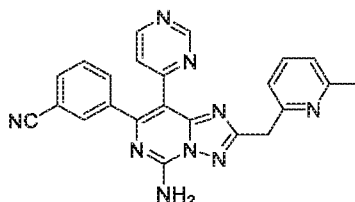
This compound was prepared using similar procedures as described for Example 41, with 2-(2-fluorophenyl)acetohydrazide replacing 2-(pyridin-2-yl)acetohydrazide in Step 3. The final material was purified by preparative LC-MS (pH 2, acetonitrile/water with TFA) to afford the product as a TFA salt. LCMS calculated for $C_{23}H_{16}FN_8$ ($M+H$)⁺: 423.2; found 423.2.

Example 50. 3-(5-Amino-2-((2-fluorophenyl)(hydroxy)methyl)-8-(pyrimidin-4-yl)-[1,2,4]triazolo[1,5-c]pyrimidin-7-yl)benzonitrile

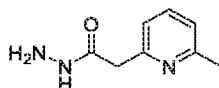


This compound was prepared using similar procedures as described for Example 41, with 2-(2-fluorophenyl)-2-hydroxyacetohydrazide replacing 2-(pyridin-2-yl)acetohydrazide in Step 3. The final material was purified by preparative LC-MS (pH 2, acetonitrile/water with TFA) to afford the product as a TFA salt. LCMS calculated for $C_{23}H_{16}FN_8O$ ($M+H$)⁺: 439.1; found 439.1.

Example 51. 3-(5-Amino-2-((6-methylpyridin-2-yl)methyl)-8-(pyrimidin-4-yl)-[1,2,4]triazolo[1,5-c]pyrimidin-7-yl)benzonitrile



Step 1: 2-(6-Methylpyridin-2-yl)acetohydrazide

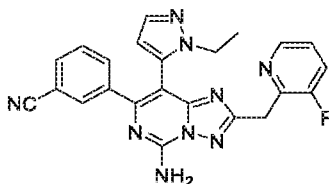


This compound was prepared using similar procedures as described for Example 41, Step 2, with ethyl 2-(6-methylpyridin-2-yl)acetate replacing methyl 2-(pyridin-2-yl)acetate. LCMS calculated for $C_8H_{12}N_3O$ ($M+H$)⁺: 166.1; found 166.1.

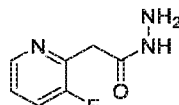
Step 2: 3-(5-Amino-2-((6-methylpyridin-2-yl)methyl)-8-(pyrimidin-4-yl)-[1,2,4]triazolo[1,5-c]pyrimidin-7-yl)benzonitrile

This compound was prepared using similar procedures as described for Example 41, with 2-(6-methylpyridin-2-yl)acetohydrazide replacing 2-(pyridin-2-yl)acetohydrazide in Step 3. The final material was purified by preparative LC-MS (pH 2, acetonitrile/water with TFA) to afford the product as a TFA salt. LCMS calculated for $C_{23}H_{18}N_9$ ($M+H$)⁺: 420.2; found 420.2.

Example 52. 3-(5-Amino-8-(1-ethyl-1H-pyrazol-5-yl)-2-((3-fluoropyridin-2-yl)methyl)-[1,2,4]triazolo[1,5-c]pyrimidin-7-yl)benzonitrile



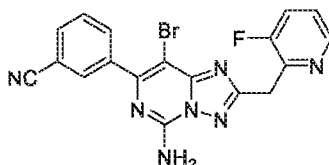
Step 1: 2-(3-Fluoropyridin-2-yl)acetohydrazide



Hunig's base (169 μ L, 0.967 mmol) was added to a DMF (2149 μ L) solution of 2-(3-fluoropyridin-2-yl)acetic acid (100 mg, 0.645 mmol), *tert*-butyl hydrazinecarboxylate (102 mg, 0.774 mmol), and BOP (428 mg, 0.967 mmol) at r.t. The reaction mixture was stirred at r.t. for 2 h, concentrated, and purified by flash chromatography on a silica gel column eluting

with 0 to 10% MeOH in DCM. The purified intermediate *tert*-butyl 2-(2-(3-fluoropyridin-2-yl)acetyl)hydrazinecarboxylate was then treated with TFA (0.5 mL), stirred at r.t. overnight, concentrated, and diluted with ether. The resulting white precipitate was collected by filtration, and used in next step without further purification. LCMS calculated for $C_7H_9FN_3O$ ($M+H$)⁺: 170.1; found 170.1.

Step 2: 3-(5-Amino-8-bromo-2-((3-fluoropyridin-2-yl)methyl)-[1,2,4]triazolo[1,5-*c*]pyrimidin-7-yl)benzonitrile

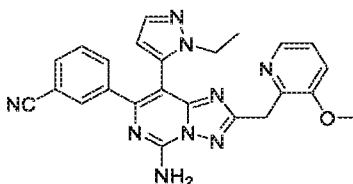


This compound was prepared using similar procedures as described for Example 41, Step 1 to Step 4, with 2-(3-fluoropyridin-2-yl)acetohydrazide replacing 2-(pyridin-2-yl)acetohydrazide in Step 3. LCMS calculated for $C_{18}H_{12}BrFN_7$ ($M+H$)⁺: 424.0; found 424.0.

Step 3: 3-(5-Amino-8-(1-ethyl-1*H*-pyrazol-5-yl)-2-((3-fluoropyridin-2-yl)methyl)-[1,2,4]triazolo[1,5-*c*]pyrimidin-7-yl)benzonitrile

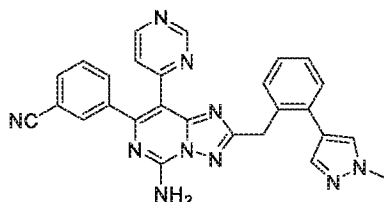
This compound was prepared using similar procedures as described for Example 42 with 3-(5-amino-8-bromo-2-((3-fluoropyridin-2-yl)methyl)-[1,2,4]triazolo[1,5-*c*]pyrimidin-7-yl)benzonitrile replacing 3-(5-amino-8-bromo-2-(pyridin-2-yl)methyl)-[1,2,4]triazolo[1,5-*c*]pyrimidin-7-yl)benzonitrile. The final material was purified by preparative LC-MS (pH 2, acetonitrile/water with TFA) to afford the product as a TFA salt. LCMS calculated for $C_{23}H_{19}FN_9$ ($M+H$)⁺: 440.2; found 440.2.

Example 53. 3-(5-Amino-8-(1-ethyl-1*H*-pyrazol-5-yl)-2-((3-methoxypyridin-2-yl)methyl)-[1,2,4]triazolo[1,5-*c*]pyrimidin-7-yl)benzonitrile

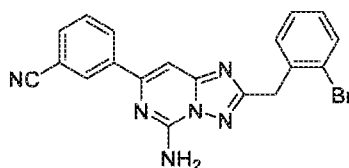


This compound was prepared using similar procedures as described for Example 52, with 2-(3-methoxypyridin-2-yl)acetic acid replacing 2-(3-fluoropyridin-2-yl)acetic acid in Step 1. The final material was purified by preparative LC-MS (pH 2, acetonitrile/water with TFA) to afford the product as a TFA salt. LCMS calculated for $C_{24}H_{22}N_9O$ ($M+H$)⁺: 452.2; found 452.2.

Example 54. 3-(5-Amino-2-(2-(1-methyl-1*H*-pyrazol-4-yl)benzyl)-8-(pyrimidin-4-yl)-[1,2,4]triazolo[1,5-*c*]pyrimidin-7-yl)benzonitrile

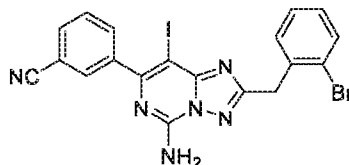


*Step 1: 3-(5-Amino-2-(2-bromobenzyl)-[1,2,4]triazolo[1,5-*c*]pyrimidin-7-yl)benzonitrile*



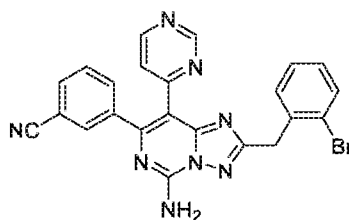
This compound was prepared using similar procedures as described for Example 41, Step 1 to Step 3, with 2-(2-bromophenyl)acetohydrazide replacing 2-(pyridin-2-yl)acetohydrazide in Step 3. LCMS calculated for $C_{19}H_{14}BrN_6$ ($M+H$)⁺: 405.0; found 405.0.

*Step 2: 3-(5-Amino-2-(2-bromobenzyl)-8-iodo-[1,2,4]triazolo[1,5-*c*]pyrimidin-7-yl)benzonitrile*



NIS (153 mg, 0.679 mmol) was added to a DMF (3084 μ L) solution of 3-(5-amino-2-(2-bromobenzyl)-[1,2,4]triazolo[1,5-*c*]pyrimidin-7-yl)benzonitrile (250 mg, 0.617 mmol) at r.t. After stirring at 50 °C for 1 h, the reaction mixture was cooled to r.t., diluted with water and the resulting precipitate was collected by filtration. The brown solid was dissolved in DCM and purified by flash chromatography on a silica gel column eluting with 0 to 50% EtOAc in DCM to afford the desired product. LCMS calculated for $C_{19}H_{13}BrIN_6$ ($M+H$)⁺: 531.0; found 531.0.

*Step 3: 3-(5-Amino-2-(2-bromobenzyl)-8-(pyrimidin-4-yl)-[1,2,4]triazolo[1,5-*c*]pyrimidin-7-yl)benzonitrile*

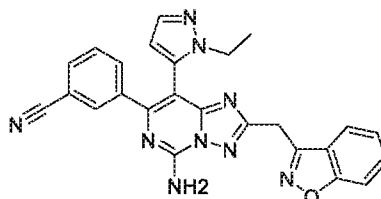


This compound was prepared using similar procedures as described for Example 41, Step 5, with 3-(5-amino-2-(2-bromobenzyl)-8-iodo-[1,2,4]triazolo[1,5-c]pyrimidin-7-yl)benzonitrile replacing 3-(5-amino-8-bromo-2-(pyridin-2-ylmethyl)-[1,2,4]triazolo[1,5-c]pyrimidin-7-yl)benzonitrile. The final material was purified by flash chromatography on a silica gel column eluting with 0 to 15% MeOH in DCM to afford the desired product. LCMS calculated for $C_{23}H_{16}BrN_8$ ($M+H$)⁺: 483.1; found 483.1.

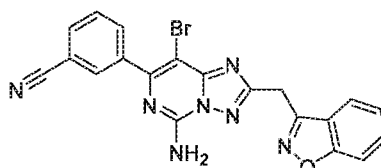
Step 4: 3-(5-Amino-2-(2-(1-methyl-1H-pyrazol-4-yl)benzyl)-8-(pyrimidin-4-yl)-[1,2,4]triazolo[1,5-c]pyrimidin-7-yl)benzonitrile

A mixture of 3-(5-amino-2-(2-bromobenzyl)-8-(pyrimidin-4-yl)-[1,2,4]triazolo[1,5-c]pyrimidin-7-yl)benzonitrile (10 mg, 0.021 mmol), (1-methyl-1H-pyrazol-4-yl)boronic acid (5.2 mg, 0.041 mmol), $PdCl_2(dppf)-CH_2Cl_2$ adduct (1.7 mg, 2.07 μ mol), and sodium carbonate (2.2 mg, 0.021 mmol) in 1,4-dioxane (172 μ L) and water (35 μ L) was purged with N_2 and stirred at 90 °C for 1 h. The reaction mixture was cooled to r.t., concentrated, and purified by preparative LC-MS (pH 2, acetonitrile/water with TFA) to afford the product as a TFA salt. LCMS calculated for $C_{27}H_{21}N_{10}$ ($M+H$)⁺: 485.2; found 485.1.

Example 55. 3-(5-Amino-2-(benzo[d]isoxazol-3-ylmethyl)-8-(1-ethyl-1H-pyrazol-5-yl)-[1,2,4]triazolo[1,5-c]pyrimidin-7-yl)benzonitrile



Step 1: 3-(5-Amino-2-(benzo[d]isoxazol-3-ylmethyl)-8-bromo-[1,2,4]triazolo[1,5-c]pyrimidin-7-yl)benzonitrile



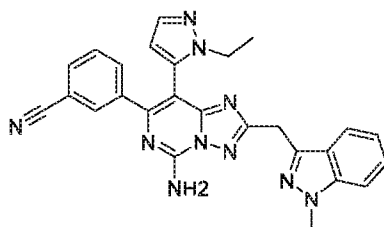
This compound was prepared using similar procedures as described in Example 41, Step 1 to Step 4, with 2-(benzo[d]isoxazol-3-yl)acetohydrazide in place of 2-(pyridin-2-yl)acetohydrazide in Step 3. LCMS calculated for $C_{20}H_{13}BrN_7O$ ($M+H$)⁺: 446.3. Found: 446.1.

Step 2: 3-(5-Amino-2-(benzo[d]isoxazol-3-ylmethyl)-8-(1-ethyl-1H-pyrazol-5-yl)-[1,2,4]triazolo[1,5-c]pyrimidin-7-yl)benzonitrile

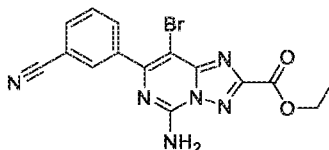
2022283611 05 Dec 2022

A vial was charged with 3-(5-amino-2-(benzo[d]isoxazol-3-ylmethyl)-8-bromo-[1,2,4]triazolo[1,5-c]pyrimidin-7-yl)benzonitrile (24 mg, 0.054 mmol), (1-ethyl-1*H*-pyrazol-5-yl)boronic acid (17 mg, 0.12 mmol), XPhos Pd G2 (4.3 mg, 0.0054 mmol), K₃PO₄ (23 mg, 0.11 mmol), dioxane (1 mL) and water (0.2 mL). The reaction mixture was then heated and stirred at 80 °C for 1 h, cooled to r.t., diluted with saturated NH₄Cl solution (1 mL), and extracted with EtOAc (5 mL). The organic phase was separated, dried over Na₂SO₄, concentrated, and purified by preparative LC-MS (pH 2, acetonitrile/water with TFA) to afford the product as a TFA salt. LCMS calculated for C₂₅H₂₀N₉O (M+H)⁺: 462.2. Found: 462.2.

Example 56. 3-(5-Amino-8-(1-ethyl-1*H*-pyrazol-5-yl)-2-((1-methyl-1*H*-indazol-3-yl)methyl)-[1,2,4]triazolo[1,5-c]pyrimidin-7-yl)benzonitrile

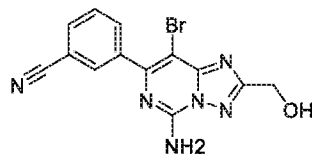


Step 1: Ethyl 5-amino-8-bromo-7-(3-cyanophenyl)-[1,2,4]triazolo[1,5-c]pyrimidine-2-carboxylate



This compound was prepared using the same procedures as described in Example 41, Step 1 to Step 4, with ethyl 2-hydrazinyl-2-oxoacetate in place of 2-(pyridin-2-yl)acetohydrazide in Step 3. LCMS calculated for C₁₅H₁₂BrN₆O₂ (M+H)⁺: 387.2. Found: 387.0.

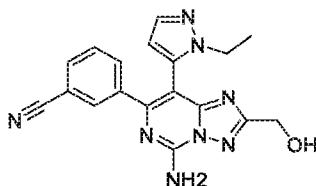
Step 2: 3-(5-Amino-8-bromo-2-(hydroxymethyl)-[1,2,4]triazolo[1,5-c]pyrimidin-7-yl)benzonitrile



To a solution of ethyl 5-amino-8-bromo-7-(3-cyanophenyl)-[1,2,4]triazolo[1,5-c]pyrimidine-2-carboxylate (77 mg, 0.20 mmol) in THF (5 mL) at 0 °C was added LiBH₄ solution (0.2 mL, 2.0 M in THF) dropwise. The reaction mixture was stirred at r.t. for 10 min,

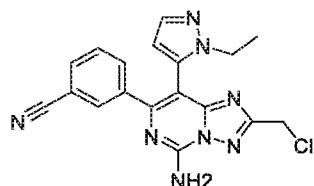
then quenched by adding water (1 mL) and saturated Rochelle salt solution (5 mL). After stirring for another 2 h, the organic layer was separated, and the aqueous layer was extracted with EtOAc (3 x 5 mL). The combined organic layers were washed with brine, dried over Na₂SO₄, and concentrated to afford the crude product, which was used in next step without further purification.

Step 3: 3-(5-Amino-8-(1-ethyl-1H-pyrazol-5-yl)-2-(hydroxymethyl)-[1,2,4]triazolo[1,5-c]pyrimidin-7-yl)benzonitrile



To the crude 3-(5-amino-8-bromo-2-(hydroxymethyl)-[1,2,4]triazolo[1,5-c]pyrimidin-7-yl)benzonitrile from previous step was added (1-ethyl-1H-pyrazol-5-yl)boronic acid (47 mg, 0.34 mmol), XPhos Pd G2 (13 mg, 0.017 mmol), K₃PO₄ (71 mg, 0.34 mmol), dioxane (3 mL) and water (0.6 mL). The reaction mixture was heated and stirred at 90 °C for 1 h, cooled to r.t., diluted with saturated NH₄Cl solution (3 mL), and extracted with EtOAc (15 mL). The organic phase was separated, dried over Na₂SO₄, concentrated, and purified by flash chromatography (0 to 70% EtOAc in dichloromethane) to give the desired product (40 mg, 55%). LCMS calculated for C₁₈H₁₇N₈O (M+H)⁺: 361.1. Found: 361.1.

Step 4: 3-(5-Amino-2-(chloromethyl)-8-(1-ethyl-1H-pyrazol-5-yl)-[1,2,4]triazolo[1,5-c]pyrimidin-7-yl)benzonitrile

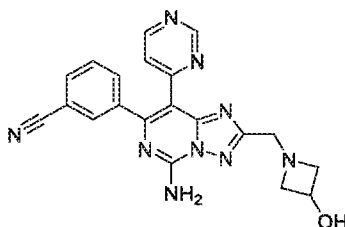


3-(5-Amino-8-(1-ethyl-1H-pyrazol-5-yl)-2-(hydroxymethyl)-[1,2,4]triazolo[1,5-c]pyrimidin-7-yl)benzonitrile (40 mg, 0.11 mmol) was dissolved in MeCN (2 mL). SOCl₂ (0.02 mL, 0.27 mmol) was added to the solution dropwise at r.t. The reaction mixture was stirred at r.t. for 30 min, quenched with saturated NaHCO₃ solution, and extracted with EtOAc (5 x 5 mL). the combined organic layers were dried over Na₂SO₄, and concentrated to afford the crude product, which was used in the next step without further purification.

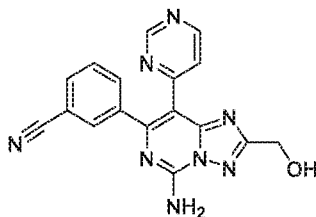
Step 5: 3-(5-Amino-8-(1-ethyl-1H-pyrazol-5-yl)-2-((1-methyl-1H-indazol-3-yl)methyl)-[1,2,4]triazolo[1,5-c]pyrimidin-7-yl)benzonitrile

A vial was charged with 3-(5-amino-2-(chloromethyl)-8-(1-ethyl-1*H*-pyrazol-5-yl)-[1,2,4]triazolo[1,5-*c*]pyrimidin-7-yl)benzonitrile (16 mg, 0.042 mmol), 1-methyl-3-(4,4,5,5-tetramethyl-1,3,2-dioxaborolan-2-yl)-1*H*-indazole (32 mg, 0.12 mmol), XPhos Pd G2 (3.3 mg, 0.0042 mmol), Cs₂CO₃ (41 mg, 0.13 mmol), and dioxane (1 mL). The reaction mixture was heated and stirred at 90 °C for 1 h, cooled to r.t., diluted with saturated NH₄Cl solution, and extracted with EtOAc (5 mL). The organic phase was separated, dried over Na₂SO₄, concentrated, and purified by preparative LC-MS (pH 2, acetonitrile/water with TFA) to afford the product as a TFA salt (2 mg, 10%). LCMS calculated for C₂₆H₂₃N₁₀ (M+H)⁺: 475.2. Found: 475.1.

Example 57. 3-(5-Amino-2-((3-hydroxyazetidin-1-yl)methyl)-8-(pyrimidin-4-yl)-[1,2,4]triazolo[1,5-*c*]pyrimidin-7-yl)benzonitrile



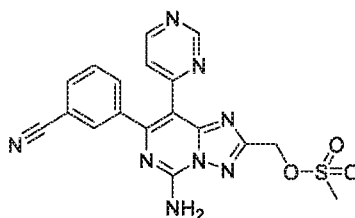
*Step 1: 3-(5-Amino-2-(hydroxymethyl)-8-(pyrimidin-4-yl)-[1,2,4]triazolo[1,5-*c*]pyrimidin-7-yl)benzonitrile*



This compound was prepared using similar procedures as described for Example 41 Step 5 with 3-(5-amino-8-bromo-2-(hydroxymethyl)-[1,2,4]triazolo[1,5-*c*]pyrimidin-7-yl)benzonitrile (Example 56, Step 2) replacing 3-(5-amino-8-bromo-2-(pyridin-2-ylmethyl)-[1,2,4]triazolo[1,5-*c*]pyrimidin-7-yl)benzonitrile. LCMS calculated for C₁₇H₁₃N₈O (M+H)⁺:

345.1; found 345.1.

Step 2: (5-Amino-7-(3-cyanophenyl)-8-(pyrimidin-4-yl)-[1,2,4]triazolo[1,5-c]pyrimidin-2-yl)methyl methanesulfonate

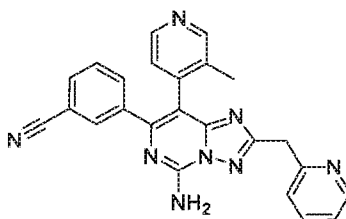


Methanesulfonyl chloride (11.3 μ L, 0.145 mmol) was added to a mixture of 3-(5-amino-2-(hydroxymethyl)-8-(pyrimidin-4-yl)-[1,2,4]triazolo[1,5-c]pyrimidin-7-yl)benzonitrile (50 mg, 0.145 mmol) and pyridine (23.5 μ L, 0.290 mmol) in DCM (4.0 mL) at 0 $^{\circ}$ C. The reaction mixture was stirred at r.t. for 30 min, quenched with saturated NaHCO₃ solution, and extracted with EtOAc (3 x 10 mL). The combined organic layers were dried over MgSO₄, and concentrated to afford the desired product. LCMS calculated for C₁₈H₁₅N₈O₃S (M+H)⁺: 423.1; found 423.1.

Step 3: 3-(5-Amino-2-((3-hydroxyazetidin-1-yl)methyl)-8-(pyrimidin-4-yl)-[1,2,4]triazolo[1,5-c]pyrimidin-7-yl)benzonitrile

A mixture of (5-amino-7-(3-cyanophenyl)-8-(pyrimidin-4-yl)-[1,2,4]triazolo[1,5-c]pyrimidin-2-yl)methyl methanesulfonate (10.0 mg, 0.024 mmol), azetidin-3-ol hydrochloride (3.9 mg, 0.036 mmol), and DIPEA (8.3 μ L, 0.047 mmol) in DMF (0.5 mL) was stirred at 90 $^{\circ}$ C until completion. The reaction mixture was then cooled to r.t., and directly purified by preparative LC-MS (pH 10, acetonitrile/water with NH₄OH) to give the desired product. LCMS calculated for C₂₀H₁₈N₉O (M+H)⁺: 400.2; found 400.2.

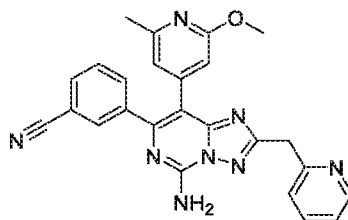
Example 58. 3-(5-Amino-8-(3-methylpyridin-4-yl)-2-(pyridin-2-ylmethyl)-[1,2,4]triazolo[1,5-c]pyrimidin-7-yl)benzonitrile



This compound was prepared using similar procedures as described in Example 42 using 3-methylpyridin-4-ylboronic acid in place of 1-ethyl-5-(4,4,5,5-tetramethyl-1,3,2-dioxaborolan-2-yl)-1H-pyrazole. The final material was purified by preparative LC-MS (pH 2, acetonitrile/water with TFA) to afford the product as a TFA salt. LCMS calculated for C₂₄H₁₉N₈ (M+H)⁺: 419.2; Found: 419.3.

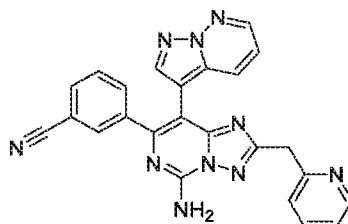
2022283611 05 Dec 2022

Example 59. 3-(5-Amino-8-(2-methoxy-6-methylpyridin-4-yl)-2-(pyridin-2-ylmethyl)-[1,2,4]triazolo[1,5-c]pyrimidin-7-yl)benzonitrile



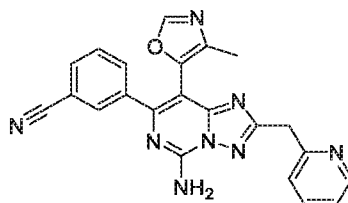
This compound was prepared using similar procedures as described in Example 42 using 2-methoxy-6-methylpyridin-4-ylboronic acid in place of 1-ethyl-5-(4,4,5,5-tetramethyl-1,3,2-dioxaborolan-2-yl)-1*H*-pyrazole. The final material was purified by preparative LC-MS (pH 2, acetonitrile/water with TFA) to afford the product as a TFA salt. LCMS calculated for C₂₅H₂₁N₅O (M+H)⁺: 449.2; Found: 449.3.

Example 60. 3-(5-Amino-8-(pyrazolo[1,5-*b*]pyridazin-3-yl)-2-(pyridin-2-ylmethyl)-[1,2,4]triazolo[1,5-c]pyrimidin-7-yl)benzonitrile

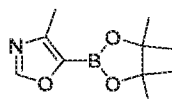


This compound was prepared using similar procedures as described in Example 42 using 3-(4,4,5,5-tetramethyl-1,3,2-dioxaborolan-2-yl)pyrazolo[1,5-*b*]pyridazine in place of 1-ethyl-5-(4,4,5,5-tetramethyl-1,3,2-dioxaborolan-2-yl)-1*H*-pyrazole. The final material was purified by preparative LC-MS (pH 2, acetonitrile/water with TFA) to afford the product as a TFA salt. LCMS calculated for C₂₄H₁₇N₁₀ (M+H)⁺: 445.2; Found: 445.3.

Example 61. 3-(5-Amino-8-(4-methyloxazol-5-yl)-2-(pyridin-2-ylmethyl)-[1,2,4]triazolo[1,5-c]pyrimidin-7-yl)benzonitrile



Step 1: 4-Methyl-5-(4,4,5,5-tetramethyl-1,3,2-dioxaborolan-2-yl)oxazole



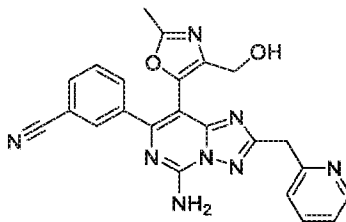
2022283611 05 Dec 2022

To a mixture of (1,5-cyclooctadiene)(methoxy)iridium(I) dimer (20 mg, 0.030 mmol) in pentane (2 mL) under N₂ gas was added 4,4,5,5-tetramethyl-1,3,2-dioxaborolane (0.22 mL, 1.5 mmol) at r.t. After stirring for 15 min, 4,4'-di-*tert*-butyl-2,2'-dipyridyl was added and the resulting mixture was stirred for another 15 min before a solution of 3-methyloxazole (83 mg, 1.0 mmol) in Et₂O (2 mL) was added. The reaction mixture was then stirred at r.t. for 2 h, and concentrated to afford the crude product, which was used in the next step without further purification. LC-MS calculated for C₁₀H₁₇BNO₃ (M+H)⁺: m/z = 210.1 ; found 210.1.

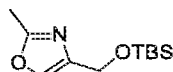
Step 2: 3-(5-Amino-8-(4-methyloxazol-5-yl)-2-(pyridin-2-ylmethyl)-[1,2,4]triazolo[1,5-c]pyrimidin-7-yl)benzonitrile

This compound was prepared using similar procedures as described in Example 42 using 4-methyl-5-(4,4,5,5-tetramethyl-1,3,2-dioxaborolan-2-yl)oxazole in place of 1-ethyl-5-(4,4,5,5-tetramethyl-1,3,2-dioxaborolan-2-yl)-1*H*-pyrazole. The final material was purified by preparative LC-MS (pH 2, acetonitrile/water with TFA) to afford the product as a TFA salt. LCMS calculated for C₂₂H₁₇N₈O (M+H)⁺: 409.1. Found: 409.2.

Example 62. 3-(5-Amino-8-(4-(hydroxymethyl)-2-methyloxazol-5-yl)-2-(pyridin-2-ylmethyl)-[1,2,4]triazolo[1,5-c]pyrimidin-7-yl)benzonitrile

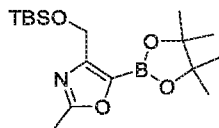


Step 1: 4-((tert-Butyldimethylsilyloxy)methyl)-2-methyloxazole



To a solution of (2-methyloxazol-4-yl)methanol (1.0 g, 8.84 mmol) and imidazole (0.90 g, 13.3 mmol) in DCM (20 mL) was added TBSCl (1.5 g, 9.7 mmol). The reaction mixture was stirred at r.t. for 2 h, and concentrated. The resulting residue was then diluted with Et₂O (20 mL), washed with saturated NH₄Cl solution and brine, dried over MgSO₄, and concentrated to afford the crude product which was used in the next step without further purification. LC-MS calculated for C₁₁H₂₂NO₂Si (M+H)⁺: m/z = 228.1 ; found 228.1.

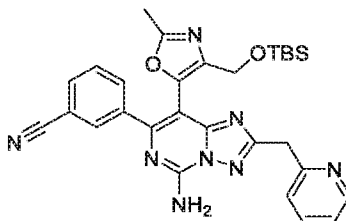
Step 2: 4-((*tert*-Butyldimethylsilyloxy)methyl)-2-methyl-5-(4,4,5,5-tetramethyl-1,3,2-dioxaborolan-2-yl)oxazole



This compound was prepared using similar procedures as described in Example 61,

- 5 Step 1, using 4-((*tert*-butyldimethylsilyloxy)methyl)-2-methyloxazole in place of 3-methyloxazole. LCMS calculated for $C_{17}H_{33}BNO_4Si$ ($M+H$)⁺: 354.2. Found: 354.2.

Step 3: 3-(5-Amino-8-(4-((*tert*-butyldimethylsilyloxy)methyl)-2-methyloxazol-5-yl)-2-(pyridin-2-ylmethyl)-[1,2,4]triazolo[1,5-*c*]pyrimidin-7-yl)benzonitrile



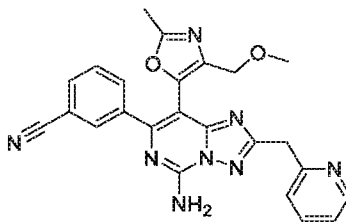
- 10 This compound was prepared using similar procedures as described of Example 42 using 4-((*tert*-butyldimethylsilyloxy)methyl)-2-methyl-5-(4,4,5,5-tetramethyl-1,3,2-dioxaborolan-2-yl)oxazole in place of 1-ethyl-5-(4,4,5,5-tetramethyl-1,3,2-dioxaborolan-2-yl)-1*H*-pyrazole. The crude material from this step was used in the next step without further purification. LCMS calculated for $C_{29}H_{33}N_8O_2Si$ ($M+H$)⁺: 553.2. Found: 553.2.

- 15 Step 4: 3-(5-Amino-8-(4-(hydroxymethyl)-2-methyloxazol-5-yl)-2-(pyridin-2-ylmethyl)-[1,2,4]triazolo[1,5-*c*]pyrimidin-7-yl)benzonitrile

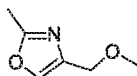
The crude material from previous step was treated with TFA (0.5 mL) and stirred for 0.5 h at 100 °C. The reaction mixture was cooled to r.t., diluted with MeOH, and purified by preparative LC-MS (pH 2, acetonitrile/water with TFA) to afford the product as a TFA salt.

- 20 LCMS calculated for $C_{23}H_{19}N_8O_2$ ($M+H$)⁺: 439.2; Found: 439.3.

Example 63. 3-(5-Amino-8-(4-(methoxymethyl)-2-methyloxazol-5-yl)-2-(pyridin-2-ylmethyl)-[1,2,4]triazolo[1,5-*c*]pyrimidin-7-yl)benzonitrile

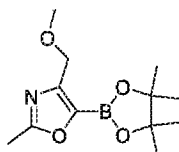


Step 1: 4-(Methoxymethyl)-2-methyloxazole



To a solution of (2-methyloxazol-4-yl)methanol (113 mg, 1.0 mmol) in THF (10 ml) was added NaH (48 mg, 60 wt%, 1.2 mmol) at 0 °C. After stirring for 0.5 h, iodomethane (170 mg, 1.2 mmol) was added. The reaction mixture was stirred at r.t. for 2 h, diluted with Et₂O (20 mL), washed with saturated NH₄Cl solution and brine, dried over MgSO₄, and concentrated to give the crude product which was used in the next step without further purification. LC-MS calculated for C₆H₁₀NO₂ (M+H)⁺: m/z = 128.1; found 128.1.

Step 2: 4-(Methoxymethyl)-2-methyl-5-(4,4,5,5-tetramethyl-1,3,2-dioxaborolan-2-yl)oxazole

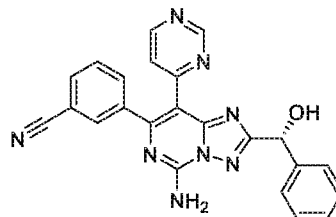
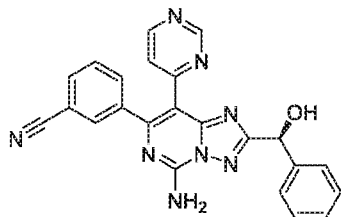


This compound was prepared using similar procedures as described of Example 61, Step 1, using 4-(methoxymethyl)-2-methyloxazole in place of 3-methyloxazole. LCMS calculated for C₁₂H₂₁BN₂O₄ (M+H)⁺: 254.2; Found: 254.2.

Step 3: 3-(5-Amino-8-(4-(methoxymethyl)-2-methyloxazol-5-yl)-2-(pyridin-2-ylmethyl)-[1,2,4]triazolo[1,5-c]pyrimidin-7-yl)benzonitrile

This compound was prepared using similar procedures as described in Example 42 using 4-(methoxymethyl)-2-methyl-5-(4,4,5,5-tetramethyl-1,3,2-dioxaborolan-2-yl)oxazole in place of 1-ethyl-5-(4,4,5,5-tetramethyl-1,3,2-dioxaborolan-2-yl)-1H-pyrazole. The final material was purified by preparative LC-MS (pH 2, acetonitrile/water with TFA) to afford the product as a TFA salt. LCMS calculated for C₂₄H₂₁N₈O₂ (M+H)⁺: 453.2. Found: 453.2.

Examples 64-65. (S)-3-(5-amino-2-(hydroxy(phenyl)methyl)-8-(pyrimidin-4-yl)-[1,2,4]triazolo[1,5-c]pyrimidin-7-yl)benzonitrile (Example 64) & (R)-3-(5-amino-2-(hydroxy(phenyl)methyl)-8-(pyrimidin-4-yl)-[1,2,4]triazolo[1,5-c]pyrimidin-7-yl)benzonitrile (Example 65)



These compounds were prepared using similar procedures as described for Example 41, with 2-hydroxy-2-phenylacetohydrazide (Alfa Aesar-L11653) replacing 2-(pyridin-2-

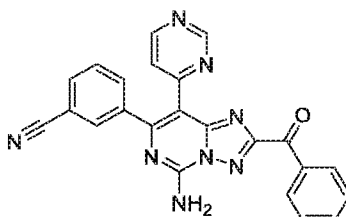
2022283611 05 Dec 2022

yl)acetohydrazide in Step 3. The two enantiomers were first separated by chiral HPLC using a Phenomenex Lux Cellulose-4 column (21.2 x 250mm, 5 μ m particle size) eluting with an isocratic mobile phase 45% EtOH in hexanes with a flow rate of 20 mL/minute. The retention times of Peak 1 (Example 64) and Peak 2 (Example 65) were 9.47 min and 14.42 min, respectively. Following their separation, the enantiomers were individually purified by prep-LCMS (pH = 2, MeCN/water with TFA) to give the desired products both as TFA salt. For both products, LC-MS calculated for $C_{23}H_{17}N_8O$ (M+H)⁺: m/z = 421.2; found 421.3.

Alternatively, Example 64 could be prepared using similar procedures as described for Example 41, with methyl (*S*)-(+)-mandelate (Sigma-Aldrich-251542) replacing methyl 2-(pyridin-2-yl)acetate in Step 2. The crude material was purified by prep-LCMS (pH = 2, MeCN/water with TFA) to give the desired product as a TFA salt. LC-MS calculated for $C_{23}H_{17}N_8O$ (M+H)⁺: m/z = 421.2; found 421.3.

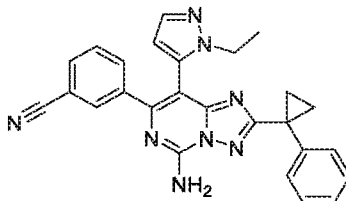
Example 65 could be prepared using similar procedures as described for Example 41, with methyl (*R*)-(-)-mandelate (Sigma-Aldrich-251550) replacing methyl 2-(pyridin-2-yl)acetate in Step 2. The crude material was purified by prep-LCMS (pH = 2, MeCN/water with TFA) to give the desired product as a TFA salt. LC-MS calculated for $C_{23}H_{17}N_8O$ (M+H)⁺: m/z = 421.2; found 421.3.

Example 66. 3-(5-Amino-2-benzoyl-8-(pyrimidin-4-yl)-[1,2,4-triazolo][1,5-*c*]pyrimidin-7-yl)benzonitrile

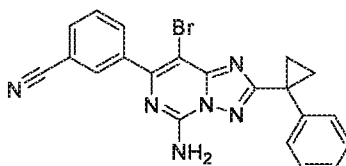


To solution of 3-(5-amino-2-(hydroxy(phenyl)methyl)-8-(pyrimidin-4-yl)-[1,2,4-triazolo][1,5-*c*]pyrimidin-7-yl)benzonitrile (from Example 64) (370 mg, 0.87 mmol) in acetonitrile (7.2 mL) and DMF (1.4 mL) was added tetrakisacetonitrile copper(I) triflate (65 mg, 0.17 mmol), 4,4'-dimethoxy-2,2'-bipyridine (38 mg, 0.17 mmol), 9-azabicyclo[3.3.1]nonane *N*-oxyl (5.8 mg, 0.04 mmol), and 1-methyl-1*H*-imidazole (28 μ L, 0.35 mmol). The reaction mixture was stirred for 30 min open to air at r.t., and then volatiles were removed under reduced pressure. The crude material was purified by prep-LCMS (pH = 2, MeCN/water with TFA) to give the desired product as a TFA salt. LC-MS calculated for $C_{23}H_{15}N_8O$ (M+H)⁺: m/z = 419.1; found 419.3.

Example 67. 3-(5-Amino-8-(1-ethyl-1*H*-pyrazol-5-yl)-2-(1-phenylcyclopropyl)-[1,2,4]triazolo[1,5-*c*]pyrimidin-7-yl)benzonitrile



*Step 1: 3-(5-Amino-8-bromo-2-(1-phenylcyclopropyl)-[1,2,4]triazolo[1,5-*c*]pyrimidin-7-yl)benzonitrile*

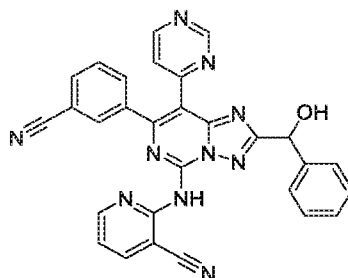


To a solution of 3-(5-amino-2-(1-phenylcyclopropyl)-[1,2,4]triazolo[1,5-*c*]pyrimidin-7-yl)benzonitrile (prepared using similar procedures as described for Example 41, Step 1 to Step 4, with 1-phenylcyclopropane-1-carbohydrazide replacing 2-(pyridin-2-yl)acetohydrazide in Step 3) (380 mg, 1.1 mmol) in DMF (2.1 mL) was slowly added NBS (190 mg, 1.1 mmol) at 0 °C. The reaction mixture was then stirred at r.t. for 30 min before water (10 mL) was added. The resulting solid was collected by filtration, and dried to obtain the desired product. LC-MS calculated for C₂₁H₁₆BrN₆ (M+H)⁺: m/z = 431.0; found 431.2.

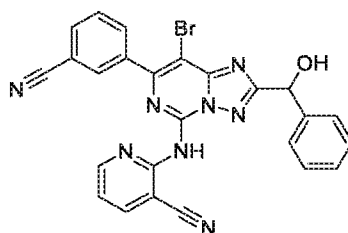
*Step 2: 3-(5-Amino-8-(1-ethyl-1*H*-pyrazol-5-yl)-2-(1-phenylcyclopropyl)-[1,2,4]triazolo[1,5-*c*]pyrimidin-7-yl)benzonitrile*

A mixture of 3-(5-amino-8-bromo-2-(1-phenylcyclopropyl)-[1,2,4]triazolo[1,5-*c*]pyrimidin-7-yl)benzonitrile (20 mg, 0.046 mmol), 1-ethyl-5-(4,4,5,5-tetramethyl-1,3,2-dioxaborolan-2-yl)-1*H*-pyrazole (10 mg, 0.046 mmol), XPhos Pd G2 (7.0 mg, 9.3 μmol), and Na₂CO₃ (20 mg, 0.19 mmol) in 1,4-dioxane (0.50 mL) and water (0.05 mL) was flushed with nitrogen and sealed. The reaction mixture was stirred at 110 °C for 1 h, cooled to room temperature, diluted with methanol, and purified with prep-LC-MS (pH = 2, MeCN/water with TFA) to give the desired product as a TFA salt. LC-MS calculated for C₂₆H₂₃N₈ (M+H)⁺: m/z = 447.2; found 447.3.

Example 68. 2-((7-(3-Cyanophenyl)-2-(hydroxy(phenyl)methyl)-8-(pyrimidin-4-yl)-[1,2,4]triazolo[1,5-c]pyrimidin-5-yl)amino)nicotinonitrile



Step 1: 2-((8-Bromo-7-(3-cyanophenyl)-2-(hydroxy(phenyl)methyl)-[1,2,4]triazolo[1,5-c]pyrimidin-5-yl)amino)nicotinonitrile



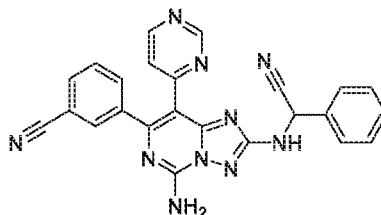
To a solution of 3-(5-amino-8-bromo-2-(hydroxy(phenyl)methyl)-[1,2,4]triazolo[1,5-c]pyrimidin-7-yl)benzonitrile (from Example 45, Step 1) (50 mg, 0.12 mmol) in THF (0.60 mL) was slowly added sodium hydride (7.1 mg, 0.18 mmol, 60 wt%) at 0 °C. The reaction mixture was then stirred at r.t. for 30 min before 2-fluoronicotinonitrile (23 mg, 0.19 mmol) was added. The reaction mixture was then stirred at reflux for 2 h, quenched with water (5 mL), and extracted with EtOAc (5 x 5 mL). The combined organic layers were washed with water and brine, dried with MgSO₄, and concentrated. The resulting material was purified by column chromatography eluting with 0-20% MeOH/DCM to give the desired product. LC-MS calculated for C₂₅H₁₆BrN₈O (M+H)⁺: m/z = 523.0; found 523.0.

Step 2: 2-((7-(3-Cyanophenyl)-2-(hydroxy(phenyl)methyl)-8-(pyrimidin-4-yl)-[1,2,4]triazolo[1,5-c]pyrimidin-5-yl)amino)nicotinonitrile

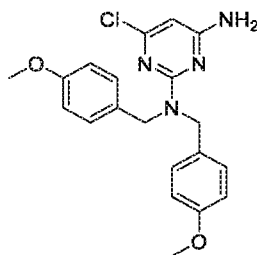
A mixture of 2-((8-bromo-7-(3-cyanophenyl)-2-(hydroxy(phenyl)methyl)-[1,2,4]triazolo[1,5-c]pyrimidin-5-yl)amino)nicotinonitrile (25 mg, 0.05 mmol), 4-(tributylstannyl)pyrimidine (17 µL, 0.05 mmol), tetrakis(triphenylphosphine)palladium(0) (5.6 mg, 4.9 µmol), copper(I) iodide (1.9 mg, 9.8 µmol) and cesium fluoride (15 mg, 0.10 mmol) in dioxane (0.50 mL) was heated and stirred at 140 °C for 60 min in a microwave reactor. The reaction mixture was then cooled to r.t., filtered through a Celite plug (washed with DCM), and concentrated. The resulting residue was purified by prep-LC-MS (pH = 2,

MeCN/water with TFA) to give the desired product as a TFA salt. LC-MS calculated for $C_{29}H_{19}N_{10}O$ ($M+H$)⁺: m/z = 523.2; found 523.2.

Example 69. 3-(5-Amino-2-((cyano(phenyl)methyl)amino)-8-(pyrimidin-4-yl)-[1,2,4]triazolo[1,5-c]pyrimidin-7-yl)benzonitrile

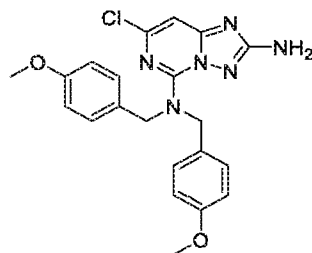


Step 1: 6-Chloro- N^2,N^2 -bis(4-methoxybenzyl)pyrimidine-2,4-diamine



To a solution of 2,6-dichloropyrimidin-4-amine (5.0 g, 31 mmol) in 2-propanol (31 mL) was added *N,N*-diisopropylethylamine (6.4 mL, 37 mmol) and bis(4-methoxybenzyl)amine (7.9 g, 31 mmol). The resulting solution was stirred at 100 °C for 16 h, cooled to r.t., diluted with water (100 mL), and extracted with EtOAc (100 mL). The organic layer was washed with water and brine, dried over anhydrous sodium sulfate, and concentrated to yield the crude product, which was used in the next step without further purification. LC-MS calculated for $C_{20}H_{22}ClN_4O_2$ ($M+H$)⁺: 385.1; found 385.1.

Step 2: 7-Chloro- N^3,N^5 -bis(4-methoxybenzyl)-[1,2,4]triazolo[1,5-c]pyrimidine-2,5-diamine

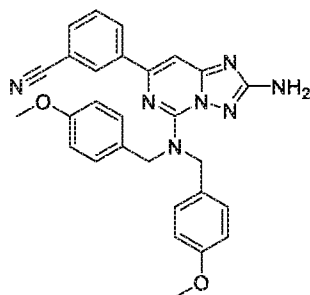


O-ethyl carbonisothiocyanatide (3.1 mL, 26 mmol) was added to a 1,4-dioxane (5.0 mL) solution of 6-chloro- N^2,N^2 -bis(4-methoxybenzyl)pyrimidine-2,4-diamine (1.0 g, 2.6 mmol) at r.t. The reaction mixture was then stirred at 90 °C overnight, cooled to r.t., and concentrated. The resulting material was dissolved in methanol (12 mL) and ethanol (12 mL), and *N,N*-diisopropylethylamine (0.91 mL, 5.2 mmol) was added, followed by hydroxylamine

hydrochloride (0.54 g, 7.8 mmol). The reaction mixture was stirred at 45 °C for 2 h, cooled to r.t., and concentrated. The resulting material was taken into EtOAc, washed with water, dried over anhydrous sodium sulfate, and concentrated. The crude material was then purified by silica gel chromatography eluting with 0% to 50% EtOAc in hexanes to afford the product.

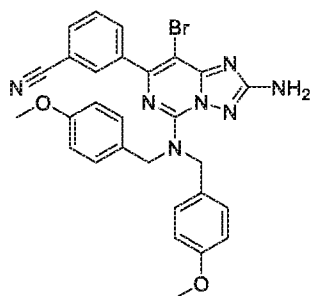
- 5 LC-MS calculated for $C_{21}H_{22}ClN_6O_2$ ($M+H$)⁺: 425.1; found 425.2.

Step 3: 3-(2-Amino-5-(bis(4-methoxybenzyl)amino)-[1,2,4]triazolo[1,5-c]pyrimidin-7-yl)benzonitrile



- Chloro(2-dicyclohexylphosphino-2',4',6'-tri-*i*-propyl-1,1'-biphenyl)(2'-amino-1,1'-biphenyl-2-yl) palladium(II) (330 mg, 0.42 mmol) was added to a mixture of (3-cyanophenyl)boronic acid (460 mg, 3.2 mmol), 7-chloro-*N*⁵,*N*⁶-bis(4-methoxybenzyl)-[1,2,4]triazolo[1,5-*c*]pyrimidine-2,5-diamine (890 mg, 2.1 mmol), and sodium carbonate (890 mg, 8.4 mmol) in 1,4-dioxane (8.8 mL) and water (1.8 mL). The mixture was purged with N₂ and stirred at 95 °C overnight. The reaction mixture was then cooled to r.t., concentrated, and purified by silica gel chromatography eluting with 0% to 50% EtOAc in DCM to afford the desired product. LC-MS calculated for $C_{28}H_{26}N_7O_2$ ($M+H$)⁺: 492.2; found 492.2.
- 15

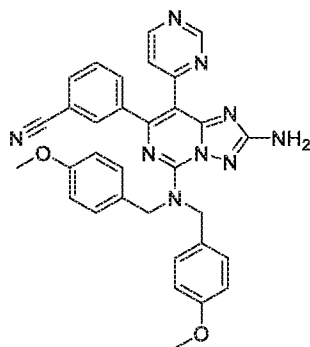
Step 4: 3-(2-Amino-5-(bis(4-methoxybenzyl)amino)-8-bromo-[1,2,4]triazolo[1,5-c]pyrimidin-7-yl)benzonitrile



- To a solution of 3-(2-amino-5-(bis(4-methoxybenzyl)amino)-[1,2,4]triazolo[1,5-*c*]pyrimidin-7-yl)benzonitrile (330 mg, 0.66 mmol) in DMF (1.4 mL) was slowly added NBS (120 mg, 0.66 mmol) at 0 °C. The reaction mixture was then stirred at r.t. for 30 min before
- 20

water (10 mL) was added. The resulting solid was collected by filtration, and dried to obtain the desired product. LC-MS calculated for $C_{28}H_{25}BrN_7O_2$ ($M+H$)⁺: m/z = 570.1; found 570.2.

Step 5: 3-(2-Amino-5-(bis(4-methoxybenzyl)amino)-8-(pyrimidin-4-yl)-[1,2,4]triazolo[1,5-c]pyrimidin-7-yl)benzonitrile



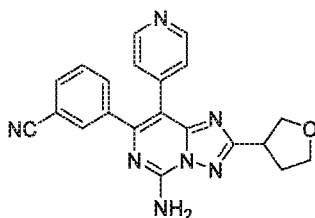
5

A mixture of 3-(2-amino-5-(bis(4-methoxybenzyl)amino)-8-bromo-[1,2,4]triazolo[1,5-c]pyrimidin-7-yl)benzonitrile (350 mg, 0.61 mmol), 4-(tributylstannyl)pyrimidine (210 μ L, 0.67 mmol), tetrakis(triphenylphosphine)palladium(0) (70 mg, 0.060 mmol), copper(I) iodide (23 mg, 0.12 mmol) and cesium fluoride (180 mg, 1.2 mmol) in dioxane (4.7 mL) was heated and stirred at 140 °C for 30 min in a microwave reactor. The reaction mixture was then cooled to r.t., filtered through a Celite plug (washed with DCM), and concentrated. The resulting material was purified by silica gel column chromatography eluting with 0-20% MeOH/DCM to give the desired product. LC-MS calculated for $C_{32}H_{28}N_9O_2$ ($M+H$)⁺: m/z = 570.2; found 570.3.

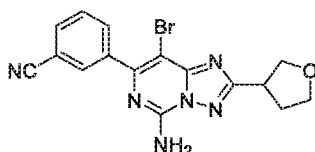
Step 6: 3-(5-Amino-2-((cyano(phenyl)methyl)amino)-8-(pyrimidin-4-yl)-[1,2,4]triazolo[1,5-c]pyrimidin-7-yl)benzonitrile

A mixture of 3-(2-amino-5-(bis(4-methoxybenzyl)amino)-8-(pyrimidin-4-yl)-[1,2,4]triazolo[1,5-c]pyrimidin-7-yl)benzonitrile (20 mg, 0.04 mmol) and benzaldehyde (7.2 μ L, 0.070 mmol) in DCM (0.20 mL) and methanol (0.20 mL) were heated and stirred at 100 °C for 5 min. The reaction mixture was cooled to r.t. and trimethylsilyl cyanide (19 μ L, 0.14 mmol) was added. After stirring at 100 °C for 30 min, the reaction mixture was cooled to r.t., diluted with EtOAc, washed with water and brine, dried over anhydrous sodium sulfate, and concentrated. Trifluoroacetic acid (1.0 mL) was then added to the resulting residue and the mixture was stirred at 100 °C for 30 min, cooled to r.t., and concentrated. The resulting residue was purified by prep-LC-MS (pH = 2, MeCN/water with TFA) to give the desired product as a TFA salt. LC-MS calculated for $C_{24}H_{17}N_{10}$ ($M+H$)⁺: m/z = 445.2; found 445.2.

Example 70. 3-(5-Amino-8-(pyridin-4-yl)-2-(tetrahydrofuran-3-yl)-[1,2,4]triazolo[1,5-c]pyrimidin-7-yl)benzonitrile



Step 1: 3-(5-Amino-8-bromo-2-(tetrahydrofuran-3-yl)-[1,2,4]triazolo[1,5-c]pyrimidin-7-yl)benzonitrile

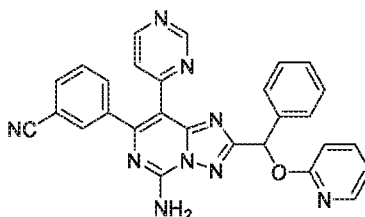


This compound was prepared using similar procedures as described for Example 41, Step 1 to Step 4, with tetrahydrofuran-3-carbohydrazide replacing 2-(pyridin-2-yl)acetohydrazide in Step 3. LCMS calculated for $C_{16}H_{14}BrN_6O$ ($M+H$)⁺: 385.0; found 385.0.

Step 2: 3-(5-Amino-8-(pyridin-4-yl)-2-(tetrahydrofuran-3-yl)-[1,2,4]triazolo[1,5-c]pyrimidin-7-yl)benzonitrile

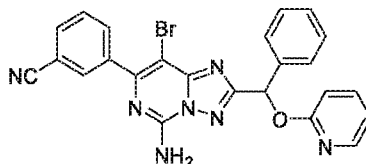
A mixture of 3-(5-amino-8-bromo-2-(tetrahydrofuran-3-yl)-[1,2,4]triazolo[1,5-c]pyrimidin-7-yl)benzonitrile (15 mg, 0.039 mmol), pyridin-4-ylboronic acid (10 mg, 0.078 mmol), chloro(2-dicyclohexylphosphino-2',4',6'-triisopropyl-1,1'-biphenyl)[2-(2'-amino-1,1'-biphenyl)]palladium(II) (3.1 mg, 3.89 μ mol), and sodium carbonate (12.4 mg, 0.117 mmol) in 1,4-dioxane (1.0 mL) and water (0.2 mL) was purged with N_2 and stirred at 90 °C overnight. The reaction mixture was then cooled to r.t., concentrated, and purified by prep-LC-MS (pH = 2, MeCN/water with TFA) to give the desired product as a TFA salt. LC-MS calculated for $C_{21}H_{18}N_7O$ ($M+H$)⁺: m/z = 384.1; found 384.1.

Example 71. 3-(5-Amino-2-(phenyl(pyridin-2-yloxy)methyl)-8-(pyrimidin-4-yl)-[1,2,4]triazolo[1,5-c]pyrimidin-7-yl)benzonitrile



2022283611 05 Dec 2022

Step 1: 3-(5-Amino-8-bromo-2-(phenyl(pyridin-2-yloxy)methyl)-[1,2,4]triazolo[1,5-c]pyrimidin-7-yl)benzonitrile

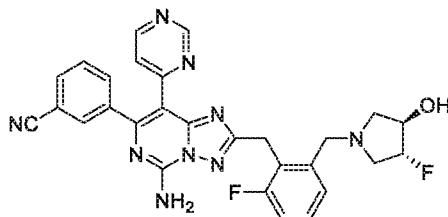


To a solution of 3-(5-amino-8-bromo-2-(hydroxy(phenyl)methyl)-[1,2,4]triazolo[1,5-c]pyrimidin-7-yl)benzonitrile (from Example 45, Step 1) (110 mg, 0.261 mmol) in DCM (2 mL) was added thionyl chloride (0.057 mL, 0.783 mmol). The reaction solution was stirred at r.t. for 1 h, and concentrated. The resulting residue was dissolved in DMF (1 mL), and added potassium carbonate (108 mg, 0.783 mmol) and pyridin-2-ol (49.7 mg, 0.522 mmol). The reaction mixture was then stirred at 90 °C for 2 h, cooled to r.t., quenched with water, and extracted with DCM. The combined organic layers were dried over MgSO₄, concentrated, and purified by flash chromatography on a silica gel column eluting with 50% EtOAc in dichloromethane to afford the desired product. LCMS calculated for C₂₄H₁₇BrN₇O (M+H)⁺: 498.1. Found: 498.1.

Step 2: 3-(5-Amino-2-(phenyl(pyridin-2-yloxy)methyl)-8-(pyrimidin-4-yl)-[1,2,4]triazolo[1,5-c]pyrimidin-7-yl)benzonitrile

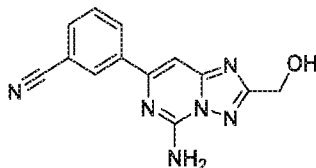
To a mixture of 3-(5-amino-8-bromo-2-(phenyl(pyridin-2-yloxy)methyl)-[1,2,4]triazolo[1,5-c]pyrimidin-7-yl)benzonitrile (15 mg, 0.030 mmol), 4-(tributylstannyl)pyrimidine (22.2 mg, 0.060 mmol), and lithium chloride (5.1 mg, 0.120 mmol) in 1,4-dioxane (100 µL) was added dichlorobis(triphenylphosphine)-palladium(II) (2.1 mg, 3.01 µmol) and copper(I) chloride (11.9 mg, 0.120 mmol). The resulting mixture was purged with N₂ and stirred at 100 °C overnight. The reaction mixture was then cooled to r.t., concentrated, and purified by prep-LC-MS (pH = 2, MeCN/water with TFA) to give the desired product as a TFA salt. LC-MS calculated for C₂₈H₂₀N₉O (M+H)⁺: m/z = 498.2; found 498.1.

Example 72. 3-(5-Amino-2-(2-fluoro-6-(((3R,4R)-3-fluoro-4-hydroxypyrrolidin-1-yl)methyl)benzyl)-8-(pyrimidin-4-yl)-[1,2,4]triazolo[1,5-c]pyrimidin-7-yl)benzonitrile



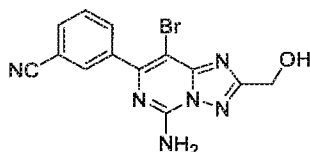
2022283611 05 Dec 2022

Step 1: 3-(5-Amino-2-(hydroxymethyl)-[1,2,4]triazolo[1,5-c]pyrimidin-7-yl)benzonitrile



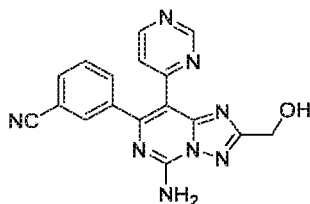
2-Hydroxyacetohydrazide (2.34 g, 26.01 mmol) was added to a ethanol (35 mL) solution of 3-(2-amino-6-chloropyrimidin-4-yl)benzonitrile (4.00 g, 17.34 mmol) (Example 41, Step 1) at r.t. After being heated and stirred at reflux for 2 h, the reaction mixture was cooled to r.t., and concentrated. The resulting residue was taken into *N,O*-bis(trimethylsilyl)acetamide (20 mL) and stirred at 120 °C for 7 h. The mixture was then cooled to r.t., poured onto ice, and allowed to stir at r.t. for 1 h. The resulting solid was collected by filtration, and taken into 20 mL of 1 N HCl solution. The resulting mixture was stirred at r.t. for 1 h, filtered, and the aqueous layer was neutralized by addition of saturated NaHCO₃ solution. The resulting precipitate was collected by filtration, and dried to obtain the desired product as a brown solid. LCMS calculated for C₁₃H₁₁N₆O (M+H)⁺: 267.1; found 267.1.

Step 2: 3-(5-Amino-8-bromo-2-(hydroxymethyl)-[1,2,4]triazolo[1,5-c]pyrimidin-7-yl)benzonitrile



To a mixture of 3-(5-amino-2-(hydroxymethyl)-[1,2,4]triazolo[1,5-c]pyrimidin-7-yl)benzonitrile (1.0 g, 3.76 mmol) in DMF (12 mL) at -30 °C was added NBS (0.67 g, 3.76 mmol) portion-wise. The reaction mixture was allowed to slowly warm to 0 °C, resulting a homogenous solution. After stirring at 0 °C for 1 h, the reaction mixture was diluted with saturated NaHCO₃ solution and the desired product was collected by filtration and dried. LCMS calculated for C₁₃H₁₀BrN₆O (M+H)⁺: 345.0; found 345.0.

Step 3: 3-(5-Amino-2-(hydroxymethyl)-8-(pyrimidin-4-yl)-[1,2,4]triazolo[1,5-c]pyrimidin-7-yl)benzonitrile

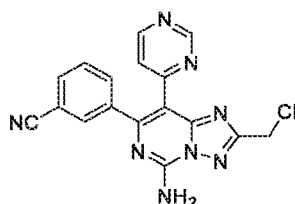


25

Tetrakis(triphenylphosphine)palladium(0) (0.067 g, 0.058 mmol) was added to a mixture of 4-(tributylstannyl)pyrimidine (0.321 g, 0.869 mmol), 3-(5-amino-8-bromo-2-(hydroxymethyl)-[1,2,4]triazolo[1,5-c]pyrimidin-7-yl)benzonitrile (0.20 g, 0.579 mmol), CsF (0.176 g, 1.159 mmol), and copper(I)iodide (0.022 g, 0.116 mmol) in 1,4-dioxane (5.0 mL).

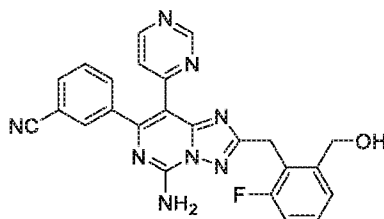
The reaction mixture was purged with N₂ and stirred at 80 °C for 7 h. The resulting mixture was cooled to r.t., concentrated and purified by flash column chromatography eluting with 0% to 10% methanol in DCM to afford the product. LC-MS calculated for C₁₇H₁₃N₈O (M+H)⁺: 345.1; found 345.1.

Step 4: 3-(5-Amino-2-(chloromethyl)-8-(pyrimidin-4-yl)-[1,2,4]triazolo[1,5-c]pyrimidin-7-yl)benzonitrile



To a mixture of 3-(5-amino-2-(hydroxymethyl)-8-(pyrimidin-4-yl)-[1,2,4]triazolo[1,5-c]pyrimidin-7-yl)benzonitrile (0.1 g, 0.290 mmol) in Acetonitrile (10 mL) was added thionyl chloride (0.212 mL, 2.90 mmol) at r.t. The reaction mixture was stirred at r.t. for 5 h, concentrated, and purified by flash chromatography eluting with 0% to 5% methanol in DCM to afford the product. LC-MS calculated for C₁₇H₁₂ClN₈ (M+H)⁺: 363.1; found 363.1.

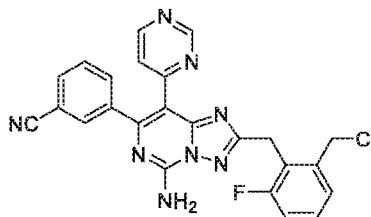
Step 5: 3-(5-Amino-2-(2-fluoro-6-(hydroxymethyl)benzyl)-8-(pyrimidin-4-yl)-[1,2,4]triazolo[1,5-c]pyrimidin-7-yl)benzonitrile



A mixture of 3-(5-amino-2-(chloromethyl)-8-(pyrimidin-4-yl)-[1,2,4]triazolo[1,5-c]pyrimidin-7-yl)benzonitrile (0.2 g, 0.55 mmol), (2-fluoro-6-(hydroxymethyl)phenyl)boronic acid (0.141 g, 0.827 mmol), chloro(2-dicyclohexylphosphino-2',4',6'-tri-*i*-propyl-1,1'-biphenyl)(2'-amino-1,1'-biphenyl-2-yl) palladium(II) (0.551 mmol) and Na₂CO₃ (0.117 g, 1.10 mmol) in Dioxane (30 mL) and water (3.0 mL) was stirred at 110 °C for 2 h. The resulting mixture was cooled to r.t., and diluted with water (20 mL). The resulting solid was

collected by filtration, and dried to afford the product. LCMS calculated for $C_{24}H_{18}FN_8O$ ($M+H$)⁺: 453.2; found 453.2.

Step 6: 3-(5-Amino-2-(2-(chloromethyl)-6-fluorobenzyl)-8-(pyrimidin-4-yl)-[1,2,4]triazolo[1,5-c]pyrimidin-7-yl)benzonitrile



5

To a mixture of 3-(5-Amino-2-(2-fluoro-6-(hydroxymethyl)benzyl)-8-(pyrimidin-4-yl)-[1,2,4]triazolo[1,5-c]pyrimidin-7-yl)benzonitrile (0.2 g, 0.290 mmol) in acetonitrile (10 ml) was added thionyl chloride (0.212 ml, 2.90 mmol) at r.t. The reaction mixture was stirred at r.t. for 5 h, concentrated, and purified by flash chromatography eluting with 0% to 5% methanol in DCM to afford the product. LC-MS calculated for $C_{24}H_{17}ClFN_8$ ($M+H$)⁺: 471.1; found 471.1.

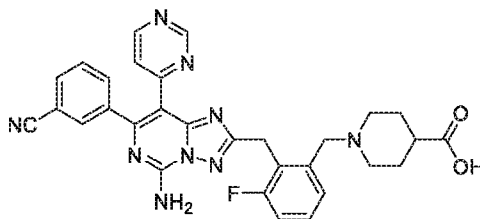
10

Step 7: 3-(5-Amino-2-(2-fluoro-6-((3R,4R)-3-fluoro-4-hydroxypyrrolidin-1-yl)methyl)benzyl)-8-(pyrimidin-4-yl)-[1,2,4]triazolo[1,5-c]pyrimidin-7-yl)benzonitrile

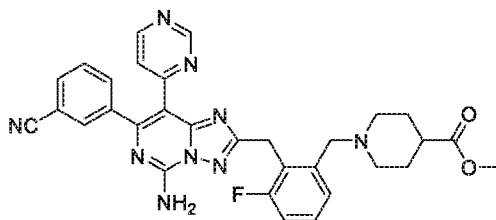
A mixture of 3-(5-amino-2-(2-(chloromethyl)-6-fluorobenzyl)-8-(pyrimidin-4-yl)-[1,2,4]triazolo[1,5-c]pyrimidin-7-yl)benzonitrile (10 mg, 0.021 mmol), (3R,4R)-4-fluoropyrrolidin-3-ol hydrochloride (4.51 mg, 0.032 mmol) and CS_2CO_3 (20.7 mg, 0.064 mmol) in DMF (1 mL) was stirred at 100 °C for 10 min. The reaction mixture was then cooled to r.t., diluted with methanol (4 mL), and purified by preparative LC-MS (pH 2, acetonitrile/water with TFA) to afford the product as a TFA salt. LCMS calculated for $C_{28}H_{24}F_2N_9O$ ($M+H$)⁺: 540.2; found 540.2.

20

Example 73. 1-(2-((5-Amino-7-(3-cyanophenyl)-8-(pyrimidin-4-yl)-[1,2,4]triazolo[1,5-c]pyrimidin-2-yl)methyl)-3-fluorobenzyl)piperidine-4-carboxylic acid



Step 1: Methyl 1-(2-((5-amino-7-(3-cyanophenyl)-8-(pyrimidin-4-yl)-[1,2,4]triazolo[1,5-c]pyrimidin-2-yl)methyl)-3-fluorobenzyl)piperidine-4-carboxylate

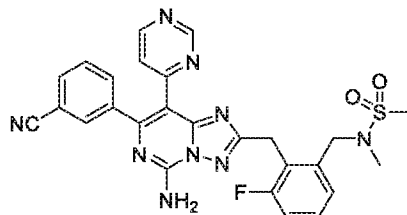


This compound was prepared using similar procedures, on the same scale, as described for Example 72, with methyl piperidine-4-carboxylate replacing (3*R*,4*R*)-4-fluoropyrrolidin-3-ol hydrochloride in Step 7. LCMS calculated for C₃₁H₂₉FN₉O₂ (M+H)⁺: 578.2; found 578.2.

Step 2: 1-(2-((5-Amino-7-(3-cyanophenyl)-8-(pyrimidin-4-yl)-[1,2,4]triazolo[1,5-c]pyrimidin-2-yl)methyl)-3-fluorobenzyl)piperidine-4-carboxylic acid

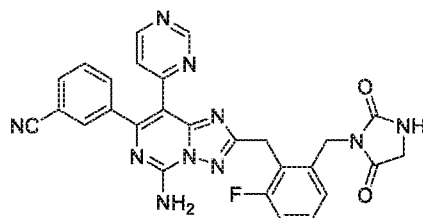
The product from the previous step was treated with LiOH (2.5 mg, 0.106 mmol) in water (2.0 mL), and stirred at r.t. for 1.5 h. The mixture was diluted with methanol (5 mL) and purified by preparative LC-MS (pH 2, acetonitrile/water with TFA) to afford the product as a TFA salt. LCMS calculated for C₃₀H₂₇FN₉O₂ (M+H)⁺: 564.2; found 564.2.

Example 74. *N*-(2-((5-Amino-7-(3-cyanophenyl)-8-(pyrimidin-4-yl)-[1,2,4]triazolo[1,5-c]pyrimidin-2-yl)methyl)-3-fluorobenzyl)-*N*-methylmethanesulfonamide



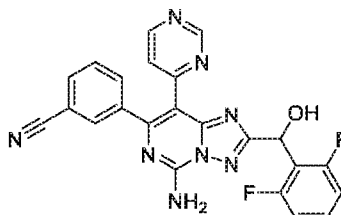
This compound was prepared using similar procedures as described for Example 72, with *N*-methylmethanesulfonamide replacing (3*R*,4*R*)-4-fluoropyrrolidin-3-ol hydrochloride in Step 7. The product was purified by preparative LC-MS (pH 2, acetonitrile/water with TFA) to afford the product as a TFA salt. LCMS calculated for C₂₆H₂₃FN₉O₂S (M+H)⁺: 544.2; found 544.2.

Example 75. 3-(5-Amino-2-(2-((2,5-dioxoimidazolidin-1-yl)methyl)-6-fluorobenzyl)-8-(pyrimidin-4-yl)-[1,2,4]triazolo[1,5-c]pyrimidin-7-yl)benzonitrile

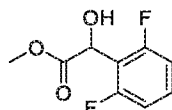


This compound was prepared using similar procedures as described for Example 72, with hydantoin replacing (3*R*,4*R*)-4-fluoropyrrolidin-3-ol hydrochloride in Step 7. The product was purified by preparative LC-MS (pH 2, acetonitrile/water with TFA) to afford the product as a TFA salt. LCMS calculated for $C_{27}H_{20}FN_{10}O_2$ ($M+H$)⁺: 535.2; found 535.2.

Example 76. 3-(5-Amino-2-((2,6-difluorophenyl)(hydroxy)methyl)-8-(pyrimidin-4-yl)-[1,2,4]triazolo[1,5-c]pyrimidin-7-yl)benzonitrile (Peak 1)



Step 1: Methyl 2-(2,6-difluorophenyl)-2-hydroxyacetate



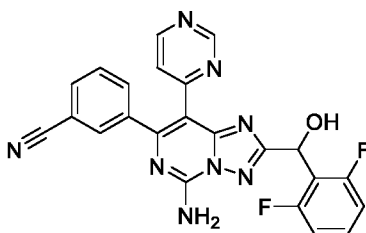
Concentrated sulfuric acid (1.42 mL, 27 mmol) was added to a methanol (45 mL) solution of 2,6-difluoromandelic acid (5 g, 27 mmol) at 0 °C. The mixture was stirred at r.t. for 4 h before being concentrated. To the resulting slurry was added saturated $NaHCO_3$ solution (30 mL). The resulting mixture was extracted with DCM (3x20 mL). The combined organic layers were washed with water, dried over Mg_2SO_4 , filtered, and concentrated to afford the crude product, which was used in the next step without further purification. LC-MS calculated for $C_{11}H_{12}F_2NO_3$ ($M+H+MeCN$)⁺: m/z = 244.1; found 244.2.

Step 2: 3-(5-Amino-2-((2,6-difluorophenyl)(hydroxy)methyl)-8-(pyrimidin-4-yl)-[1,2,4]triazolo[1,5-c]pyrimidin-7-yl)benzonitrile

This compound was prepared using similar procedures as described for Example 41, with methyl 2-(2,6-difluorophenyl)-2-hydroxyacetate replacing methyl 2-(pyridin-2-yl)acetate in Step 2. The two enantiomers were separated by chiral SFC using a Phenomenex Lux

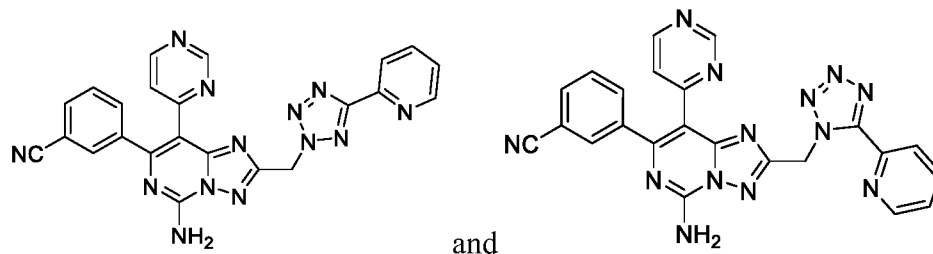
Cellulose-1 column (21.2 x 250mm, 5 μ m particle size) eluting with an isocratic mobile phase 25% MeOH in CO₂ with a flow rate of 80 mL/minute. Peak 1 was isolated, and further purified by prep-LCMS (pH = 2, MeCN/water with TFA) to give the desired product as a TFA salt. LC-MS calculated for C₂₃H₁₅F₂N₈O (M+H)⁺: m/z = 457.1; found 457.1. ¹H NMR (500 MHz, DMSO) δ 8.94 (d, *J* = 1.3 Hz, 1H), 8.81 (d, *J* = 5.2 Hz, 1H), 7.85 (dd, *J* = 5.3, 1.4 Hz, 1H), 7.81 (dt, *J* = 7.4, 1.5 Hz, 1H), 7.76 (t, *J* = 1.7 Hz, 1H), 7.55 (dt, *J* = 7.8, 1.5 Hz, 1H), 7.49 (t, *J* = 7.8 Hz, 1H), 7.44 (tt, *J* = 8.4, 6.4 Hz, 1H), 7.09 (t, *J* = 8.3 Hz, 2H), 6.27 (s, 1H).

Example 77. 3-(5-Amino-2-((2,6-difluorophenyl)(hydroxy)methyl)-8-(pyrimidin-4-yl)-[1,2,4]triazolo[1,5-c]pyrimidin-7-yl)benzonitrile (Peak 2)



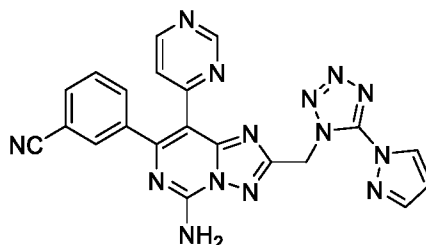
This compound was prepared using the same procedures as described for Example 76. The two enantiomers were separated by chiral SFC using a Phenomenex Lux Cellulose-1 column (21.2 x 250mm, 5 μ m particle size) eluting with an isocratic mobile phase 25% MeOH in CO₂ with a flow rate of 80 mL/minute. Peak 2 was isolated, and further purified by prep-LCMS (pH = 2, MeCN/water with TFA) to give the desired product as a TFA salt. LC-MS calculated for C₂₃H₁₅F₂N₈O (M+H)⁺: m/z = 457.1; found 457.1. ¹H NMR (500 MHz, DMSO) δ 8.94 (d, *J* = 1.3 Hz, 1H), 8.81 (d, *J* = 5.2 Hz, 1H), 7.85 (dd, *J* = 5.3, 1.4 Hz, 1H), 7.81 (dt, *J* = 7.4, 1.5 Hz, 1H), 7.76 (t, *J* = 1.7 Hz, 1H), 7.55 (dt, *J* = 7.8, 1.5 Hz, 1H), 7.49 (t, *J* = 7.8 Hz, 1H), 7.44 (tt, *J* = 8.4, 6.4 Hz, 1H), 7.09 (t, *J* = 8.3 Hz, 2H), 6.27 (s, 1H).

Examples 78A-78B. 3-(5-Amino-2-((5-(pyridin-2-yl)-2H-tetrazol-2-yl)methyl)-8-(pyrimidin-4-yl)-[1,2,4]triazolo[1,5-c]pyrimidin-7-yl)benzonitrile (Example 78A) and 3-(5-Amino-2-((5-(pyridin-2-yl)-1H-tetrazol-1-yl)methyl)-8-(pyrimidin-4-yl)-[1,2,4]triazolo[1,5-c]pyrimidin-7-yl)benzonitrile (Example 78B)



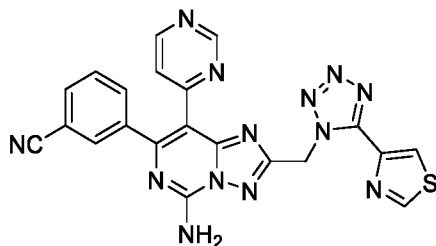
A mixture of 3-(5-amino-2-(chloromethyl)-8-(pyrimidin-4-yl)-[1,2,4]triazolo[1,5-c]pyrimidin-7-yl)benzonitrile (10 mg, 0.028 mmol) (From Example 72, Step 4), 2-(1H-tetrazol-5-yl)pyridine (8.1mg, 0.055 mmol) and Cs_2CO_3 (20.7 mg, 0.064 mmol) in DMF (1 mL) was stirred at 100 °C for 10 min. The reaction mixture was then cooled to r.t., diluted with methanol (4 mL), and purified by preparative LC-MS (pH 2, acetonitrile/water with TFA) to afford the mixture of products (1.5:1 ratio of Example 78A:Example 78B) as [[a]] TFA salts. LCMS calculated for $\text{C}_{23}\text{H}_{16}\text{N}_{13}$ ($\text{M}+\text{H}$)⁺: 474.2; found 474.2. **Example 78A:** ¹H NMR (500 MHz, DMSO) δ 8.99 (d, J = 1.4 Hz, 1H), 8.85 (d, J = 5.3 Hz, 1H), 8.80 – 8.71 (m, 1H), 8.71 – 8.39 (b, 2H), 8.18 (d, J = 7.7, 1.1 Hz, 1H), 8.04 (t, J = 7.8, 1.8 Hz, 1H), 7.85 (m, 2H), 7.80 – 7.76 (m, 1H), 7.62 – 7.55 (m, 2H), 7.53 (t, J = 7.8 Hz, 1H), 6.39 (s, 2H).

Example 79. 3-(2-((5-(1H-Pyrazol-1-yl)-1H-tetrazol-1-yl)methyl)-5-amino-8-(pyrimidin-4-yl)-[1,2,4]triazolo[1,5-c]pyrimidin-7-yl)benzonitrile



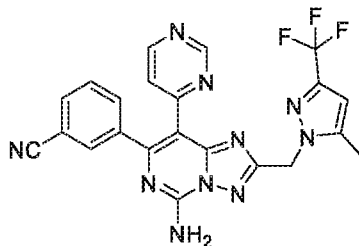
This compound was prepared using similar procedures as described for Example 78, with 5-(1H-pyrazol-1-yl)-1H-tetrazole replacing 2-(1H-tetrazol-5-yl)pyridine. The product was purified by preparative LC-MS (pH 2, acetonitrile/water with TFA) to afford the product as a TFA salt. LCMS calculated for $\text{C}_{21}\text{H}_{15}\text{N}_{14}$ ($\text{M}+\text{H}$)⁺: 463.2; found 463.2.

Example 80. 3-(5-Amino-8-(pyrimidin-4-yl)-2-((5-(thiazol-4-yl)-1H-tetrazol-1-yl)methyl)-[1,2,4]triazolo[1,5-c]pyrimidin-7-yl)benzonitrile



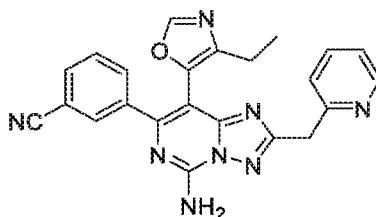
This compound was prepared using similar procedures as described for Example 78, with 4-(1H-tetrazol-5-yl)thiazole replacing 2-(1H-tetrazol-5-yl)pyridine. The product was purified by preparative LC-MS (pH 2, acetonitrile/water with TFA) to afford the product as a TFA salt. LCMS calculated for C₂₁H₁₄N₁₃S (M+H)⁺: 480.1; found 480.1.

Example 81. 3-(5-Amino-2-((5-methyl-3-(trifluoromethyl)-1H-pyrazol-1-yl)methyl)-8-(pyrimidin-4-yl)-[1,2,4]triazolo[1,5-c]pyrimidin-7-yl)benzonitrile



This compound was prepared using similar procedures as described for Example 78, with 5-methyl-3-(trifluoromethyl)-1H-pyrazole replacing 2-(1H-tetrazol-5-yl)pyridine. The product was purified by preparative LC-MS (pH 2, acetonitrile/water with TFA) to afford the product as a TFA salt. LCMS calculated for $C_{22}H_{16}F_3N_{10}$ ($M+H$)⁺: 477.2; found 477.1.

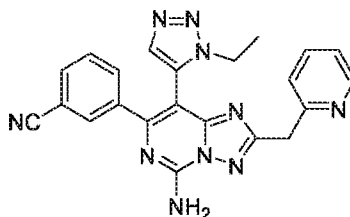
Example 82. 3-(5-Amino-8-(4-ethyloxazol-5-yl)-2-(pyridin-2-ylmethyl)-[1,2,4]triazolo[1,5-c]pyrimidin-7-yl)benzonitrile



This compound was prepared using similar procedures as described for Example 42 with 4-ethyl-5-(4,4,5,5-tetramethyl-1,3,2-dioxaborolan-2-yl)oxazole replacing 1-ethyl-5-(4,4,5,5-tetramethyl-1,3,2-dioxaborolan-2-yl)-1H-pyrazole. The final material was purified by preparative LC-MS (pH 2, acetonitrile/water with TFA) to afford the product as a TFA salt.

LCMS calculated for $C_{23}H_{19}N_8O$ ($M+H$)⁺: 423.2; found 423.2.

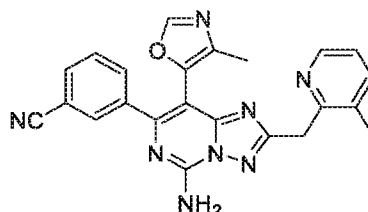
Example 83. 3-(5-Amino-8-(1-ethyl-1H-1,2,3-triazol-5-yl)-2-(pyridin-2-ylmethyl)-[1,2,4]triazolo[1,5-c]pyrimidin-7-yl)benzonitrile



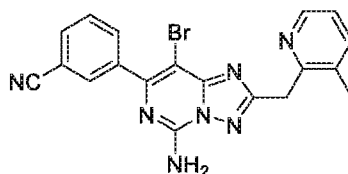
This compound was prepared using similar procedures as described for Example 41, Step 5, with 1-ethyl-5-(trimethylstannyl)-1H-1,2,3-triazole replacing 4-(tributylstannyl)pyrimidine. The final material was purified by preparative LC-MS (pH 2,

acetonitrile/water with TFA) to afford the product as a TFA salt. LCMS calculated for $C_{22}H_{19}N_{10}$ ($M+H$)⁺: 423.2; found 423.2

Example 84. 3-(5-Amino-8-(4-methyloxazol-5-yl)-2-((3-methylpyridin-2-yl)methyl)-[1,2,4]triazolo[1,5-c]pyrimidin-7-yl)benzonitrile



Step 1: 3-(5-Amino-8-bromo-2-((3-methylpyridin-2-yl)methyl)-[1,2,4]triazolo[1,5-c]pyrimidin-7-yl)benzonitrile

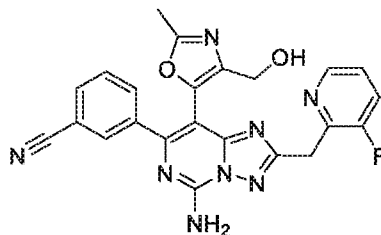


This compound was prepared using similar procedures as described for Example 41, Step 3 to Step 4, with 2-(3-methylpyridin-2-yl)acetohydrazide replacing 2-(pyridin-2-yl)acetohydrazide in Step 3. LCMS calculated for $C_{19}H_{15}BrN_7$ ($M+H$)⁺: 420.1; found 420.1.

Step 2: 3-(5-Amino-8-(4-methyloxazol-5-yl)-2-((3-methylpyridin-2-yl)methyl)-[1,2,4]triazolo[1,5-c]pyrimidin-7-yl)benzonitrile

This compound was prepared using similar procedures as described for Example 61, Step 2, with 3-(5-amino-8-bromo-2-((3-methylpyridin-2-yl)methyl)-[1,2,4]triazolo[1,5-c]pyrimidin-7-yl)benzonitrile replacing 3-(5-Amino-8-bromo-2-(pyridin-2-yl)methyl)-[1,2,4]triazolo[1,5-c]pyrimidin-7-yl)benzonitrile. The final material was purified by preparative LC-MS (pH 2, acetonitrile/water with TFA) to afford the product as a TFA salt. LCMS calculated for $C_{23}H_{19}N_8O$ ($M+H$)⁺: 423.2; found 423.2.

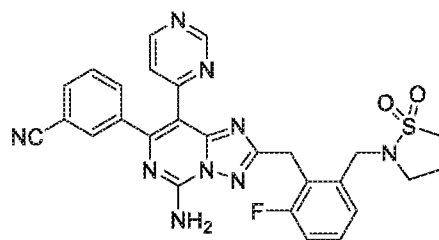
Example 85. 3-(5-Amino-2-((3-fluoropyridin-2-yl)methyl)-8-(4-(hydroxymethyl)-2-methyloxazol-5-yl)-[1,2,4]triazolo[1,5-c]pyrimidin-7-yl)benzonitrile



2022283611 05 Dec 2022

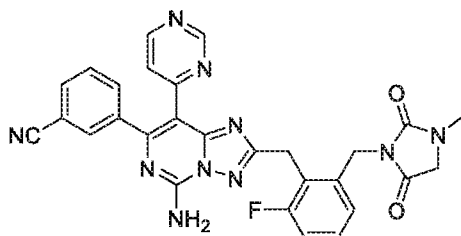
This compound was prepared using similar procedures as described for Example 62, Step 3 to Step 4, with 3-(5-Amino-8-bromo-2-((3-fluoropyridin-2-yl)methyl)-[1,2,4]triazolo[1,5-c]pyrimidin-7-yl)benzonitrile replacing 3-(5-Amino-8-bromo-2-(pyridin-2-ylmethyl)-[1,2,4]triazolo[1,5-c]pyrimidin-7-yl)benzonitrile in Step 3. The final material was purified by preparative LC-MS (pH 2, acetonitrile/water with TFA) to afford the product as a TFA salt. LCMS calculated for $C_{23}H_{18}FN_8O_2$ ($M+H$)⁺: 457.2; found 457.2.

Example 86. 3-(5-Amino-2-(2-((1,1-dioxidoisothiazolidin-2-yl)methyl)-6-fluorobenzyl)-8-(pyrimidin-4-yl)-[1,2,4]triazolo[1,5-c]pyrimidin-7-yl)benzonitrile



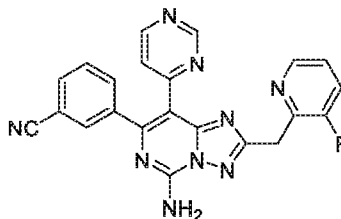
This compound was prepared using similar procedures as described for Example 72, with 1,2-thiazolidine 1,1-dioxide replacing (3*R*,4*R*)-4-fluoropyrrolidin-3-ol hydrochloride in Step 7. The product was purified by preparative LC-MS (pH 2, acetonitrile/water with TFA) to afford the product as a TFA salt. LCMS calculated for $C_{27}H_{23}FN_9O_2S$ ($M+H$)⁺: 556.2; found 556.2.

Example 87. 3-(5-Amino-2-(2-fluoro-6-((3-methyl-2,5-dioxoimidazolidin-1-yl)methyl)benzyl)-8-(pyrimidin-4-yl)-[1,2,4]triazolo[1,5-c]pyrimidin-7-yl)benzonitrile



This compound was prepared using similar procedures as described for Example 72, with 1-methylimidazolidine-2,4-dione replacing (3*R*,4*R*)-4-fluoropyrrolidin-3-ol hydrochloride in Step 7. The product was purified by preparative LC-MS (pH 2, acetonitrile/water with TFA) to afford the product as a TFA salt. LCMS calculated for $C_{28}H_{22}FN_{10}O_2$ ($M+H$)⁺: 549.2; found 549.2.

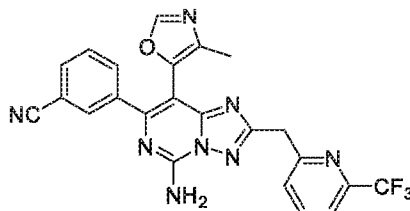
Example 88. 3-(5-Amino-2-((3-fluoropyridin-2-yl)methyl)-8-(pyrimidin-4-yl)-[1,2,4]triazolo[1,5-c]pyrimidin-7-yl)benzonitrile



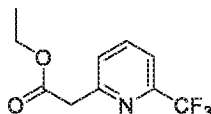
This compound was prepared using similar procedures as described for Example 41,

- 5 Step 5, with 3-(5-amino-8-bromo-2-((3-fluoropyridin-2-yl)methyl)-[1,2,4]triazolo[1,5-c]pyrimidin-7-yl)benzonitrile (Example 52, Step 2) replacing 3-(5-amino-8-bromo-2-(pyridin-2-ylmethyl)-[1,2,4]triazolo[1,5-c]pyrimidin-7-yl)benzonitrile. The final material was purified by preparative LC-MS (pH 2, acetonitrile/water with TFA) to afford the product as a TFA salt. LCMS calculated for $C_{22}H_{15}FN_9$ ($M+H$)⁺: 424.1; found 424.1.

- 10 **Example 89. 3-(5-Amino-8-(4-methyloxazol-5-yl)-2-((6-(trifluoromethyl)pyridin-2-yl)methyl)-[1,2,4]triazolo[1,5-c]pyrimidin-7-yl)benzonitrile**

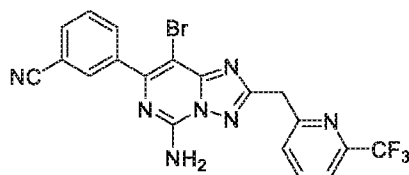


Step 1: Ethyl 2-(6-(trifluoromethyl)pyridin-2-yl)acetate



- 15 A THF (10.3 ml) solution of 2-methyl-6-(trifluoromethyl)pyridine (500 mg, 3.10 mmol) was cooled to -78°C, followed by addition of *n*-butyllithium (1.49 ml, 3.72 mmol) dropwise. After 10 min, diethyl carbonate (0.564 ml, 4.65 mmol) was added in one portion. The mixture was allowed to stir at -78 °C for 30 min. The mixture was then diluted with aq. NH_4Cl and extracted with DCM. The combined organic layers were dried over $MgSO_4$,
- 20 filtered, and concentrated. The resulting residue was purified by flash chromatography on a silica gel column eluting with 0 to 50% EtOAc in Hexanes to afford the desired product. LCMS calculated for $C_{10}H_{11}F_3NO_2$ ($M+H$)⁺: 234.1. Found: 234.1.

Step 2: 3-(5-Amino-8-bromo-2-((6-(trifluoromethyl)pyridin-2-yl)methyl)-[1,2,4]triazolo[1,5-c]pyrimidin-7-yl)benzonitrile

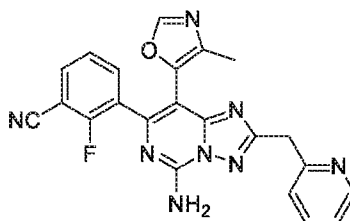


This compound was prepared using similar procedures as described for Example 41, Step 1 to Step 4, with ethyl 2-(6-(trifluoromethyl)pyridin-2-yl)acetate replacing methyl 2-(pyridin-2-yl)acetate in Step 2. LCMS calculated for $C_{19}H_{12}BrF_3N_7$ ($M+H$)⁺: 474.0; found 474.0.

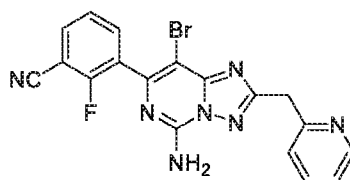
Step 3: 3-(5-Amino-8-(4-methyloxazol-5-yl)-2-((6-(trifluoromethyl)pyridin-2-yl)methyl)-[1,2,4]triazolo[1,5-c]pyrimidin-7-yl)benzonitrile

This compound was prepared using similar procedures as described for Example 42 with 3-(5-amino-8-bromo-2-((6-(trifluoromethyl)pyridin-2-yl)methyl)-[1,2,4]triazolo[1,5-c]pyrimidin-7-yl)benzonitrile replacing 3-(5-amino-8-bromo-2-(pyridin-2-ylmethyl)-[1,2,4]triazolo[1,5-c]pyrimidin-7-yl)benzonitrile, and with 4-methyl-5-(4,4,5,5-tetramethyl-1,3,2-dioxaborolan-2-yl)oxazole (Example 61, Step 1) replacing 1-ethyl-5-(4,4,5,5-tetramethyl-1,3,2-dioxaborolan-2-yl)-1H-pyrazole. The final material was purified by preparative LC-MS (pH 2, acetonitrile/water with TFA) to afford the product as a TFA salt. LCMS calculated for $C_{23}H_{16}F_3N_8O$ ($M+H$)⁺: 477.1; found 477.2.

Example 90. 3-(5-Amino-8-(4-methyloxazol-5-yl)-2-(pyridin-2-ylmethyl)-[1,2,4]triazolo[1,5-c]pyrimidin-7-yl)-2-fluorobenzonitrile



Step 1: 3-(5-Amino-8-bromo-2-(pyridin-2-ylmethyl)-[1,2,4]triazolo[1,5-c]pyrimidin-7-yl)-2-fluorobenzonitrile

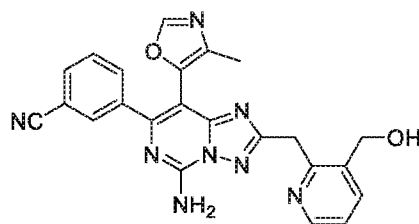


This compound was prepared using similar procedures as described for Example 41, Step 1 to Step 4, with (3-cyano-2-fluorophenyl)boronic acid replacing (3-cyanophenyl)boronic acid in Step 1. LCMS calculated for $C_{18}H_{12}BrFN_7$ ($M+H$)⁺: 424.0; found 424.0.

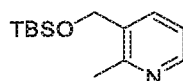
5 *Step 2: 3-(5-Amino-8-(4-methyloxazol-5-yl)-2-(pyridin-2-ylmethyl)-[1,2,4]triazolo[1,5-c]pyrimidin-7-yl)-2-fluorobenzonitrile*

This compound was prepared using similar procedures as described for Example 42 with 3-(5-amino-8-bromo-2-(pyridin-2-ylmethyl)-[1,2,4]triazolo[1,5-c]pyrimidin-7-yl)-2-fluorobenzonitrile replacing 3-(5-amino-8-bromo-2-(pyridin-2-ylmethyl)-[1,2,4]triazolo[1,5-c]pyrimidin-7-yl)benzonitrile, and with 4-methyl-5-(4,4,5,5-tetramethyl-1,3,2-dioxaborolan-2-yl)oxazole (Example 61, Step 1) replacing 1-ethyl-5-(4,4,5,5-tetramethyl-1,3,2-dioxaborolan-2-yl)-1*H*-pyrazole. The final material was purified by preparative LC-MS (pH 2, acetonitrile/water with TFA) to afford the product as a TFA salt. LCMS calculated for $C_{22}H_{16}FN_8O$ ($M+H$)⁺: 427.1; found 427.2.

15 **Example 91. 3-(5-Amino-2-((3-(hydroxymethyl)pyridin-2-yl)methyl)-8-(4-methyloxazol-5-yl)-[1,2,4]triazolo[1,5-c]pyrimidin-7-yl)benzonitrile**



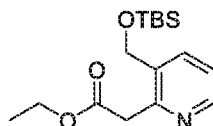
Step 1: 3-(((tert-Butyldimethylsilyl)oxy)methyl)-2-methylpyridine



20 TBS-Cl (918 mg, 6.09 mmol) was added to a CH_2Cl_2 (20 ml) solution of (2-methylpyridin-3-yl)methanol (750 mg, 6.09 mmol) and imidazole (415 mg, 6.09 mmol) at rt. After stirring for 30 min, the mixture was diluted with water and extracted with DCM (x 3). The combined organic layers were dried over $MgSO_4$, filtered, and concentrated. The resulting residue was purified by flash chromatography on a silica gel column eluting with 0 to 50% EtOAc in Hexanes to afford the desired product. LCMS calculated for $C_{13}H_{24}NOSi$ ($M+H$)⁺: 238.2. Found: 238.2.

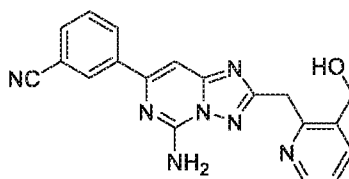
2022283611 05 Dec 2022

Step 2: Ethyl 2-(3-(((tert-butyldimethylsilyl)oxy)methyl)pyridin-2-yl)acetate



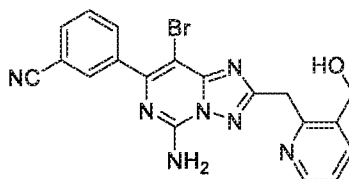
A THF (7.0 ml) solution 3-(((tert-butyldimethylsilyl)oxy)methyl)-2-methylpyridine (500 mg, 2.106 mmol) was cooled to -78 °C, followed by addition of *n*-butyllithium (1095 µl, 2.74 mmol). After stirring for 1 h at -78 °C, diethyl carbonate (765 µl, 6.32 mmol) was added in one portion. Then the mixture was allowed to slowly warm to room temperature and stirred overnight. The mixture was diluted with aq. NH₄Cl and extracted with DCM (x 3). The combined organic layers were dried over MgSO₄, filtered, and concentrated. The resulting residue was purified by flash chromatography on a silica gel column eluting with 0 to 50% EtOAc in Hexanes to afford the desired product. LCMS calculated for C₁₆H₂₈NO₃Si (M+H)⁺: 310.2. Found: 310.2.

Step 3: 3-(5-Amino-2-((3-(hydroxymethyl)pyridin-2-yl)methyl)-[1,2,4]triazolo[1,5-*c*]pyrimidin-7-yl)benzonitrile



This compound was prepared using similar procedures as described for Example 41, Step 1 to Step 3, with ethyl 2-(3-(((tert-butyldimethylsilyl)oxy)methyl)pyridin-2-yl)acetate replacing methyl 2-(pyridin-2-yl)acetate in Step 2. Then the corresponding product was taken into 3 mL of THF and treated with 3 mL of 6 N HCl solution. The mixture was allowed to stir at room temperature for 3 h. The mixture was diluted with water and extracted with DCM (x 3). The combined organic layers were dried over MgSO₄, filtered, and concentrated. The resulting residue was purified by flash chromatography on a silica gel column eluting with 0 to 20% MeOH in DCM to afford the desired product. LCMS calculated for C₁₉H₁₆N₇O (M+H)⁺: 358.1. Found: 358.2.

Step 4: 3-(5-Amino-8-bromo-2-((3-(hydroxymethyl)pyridin-2-yl)methyl)-[1,2,4]triazolo[1,5-*c*]pyrimidin-7-yl)benzonitrile



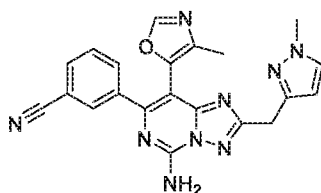
2022283611 05 Dec 2022

This compound was prepared using similar procedures as described for Example 41, Step 4, with 3-(5-amino-2-((3-(hydroxymethyl)pyridin-2-yl)methyl)-[1,2,4]triazolo[1,5-c]pyrimidin-7-yl)benzonitrile replacing 3-(5-amino-2-(pyridin-2-ylmethyl)-[1,2,4]triazolo[1,5-c]pyrimidin-7-yl)benzonitrile. The resulting crude mixture was diluted with water and extracted with DCM (x 3). The combined organic layers were dried over MgSO₄, filtered, and concentrated. The resulting residue was purified by flash chromatography on a silica gel column eluting with 0 to 15% MeOH in DCM to afford the desired product. LCMS calculated for C₁₉H₁₅BrN₇O (M+H)⁺: 436.1. Found: 436.0.

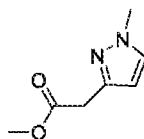
Step 5: 3-(5-Amino-2-((3-(hydroxymethyl)pyridin-2-yl)methyl)-8-(4-methyloxazol-5-yl)-[1,2,4]triazolo[1,5-c]pyrimidin-7-yl)benzonitrile

This compound was prepared using similar procedures as described for Example 42, with 3-(5-amino-8-bromo-2-((3-(hydroxymethyl)pyridin-2-yl)methyl)-[1,2,4]triazolo[1,5-c]pyrimidin-7-yl)benzonitrile replacing 3-(5-amino-8-bromo-2-(pyridin-2-ylmethyl)-[1,2,4]triazolo[1,5-c]pyrimidin-7-yl)benzonitrile, and with 4-methyl-5-(4,4,5,5-tetramethyl-1,3,2-dioxaborolan-2-yl)oxazole (Example 61, Step 1) replacing 1-ethyl-5-(4,4,5,5-tetramethyl-1,3,2-dioxaborolan-2-yl)-1H-pyrazole. The final material was purified by preparative LC-MS (pH 2, acetonitrile/water with TFA) to afford the product as a TFA salt. LCMS calculated for C₂₃H₁₉N₈O₂ (M+H)⁺: 439.2; found 439.2.

Example 92. 3-(5-Amino-2-((1-methyl-1H-pyrazol-3-yl)methyl)-8-(4-methyloxazol-5-yl)-[1,2,4]triazolo[1,5-c]pyrimidin-7-yl)benzonitrile

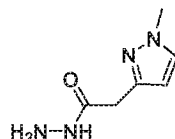


Step 1: Methyl 2-(1-methyl-1H-pyrazol-3-yl)acetate



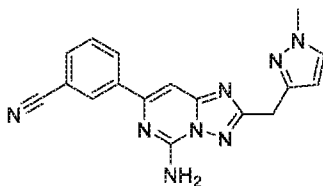
Acetyl chloride (0.355 ml, 4.99 mmol) was added to MeOH (3 ml) at 0 °C and then stirred for 20 min. To this mixture was added 2-(1-methyl-1H-pyrazol-3-yl)acetic acid (140 mg, 0.999 mmol) and then the mixture was stirred at rt overnight. The solvent was removed and the residue was used in the next step directly. LCMS calculated for C₇H₁₁N₂O₂ (M+H)⁺: 155.1; found 155.1.

Step 2: 2-(1-Methyl-1H-pyrazol-3-yl)acetohydrazide



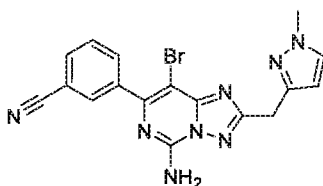
Hydrazine (0.061 ml, 1.946 mmol) was added to a solution of methyl 2-(1-methyl-1H-pyrazol-3-yl)acetate (0.15 g, 0.973 mmol) in ethanol (1.5 mL) at rt and then the reaction mixture was heated and stirred at 100 °C for 2 h. After cooling to rt, the resulting mixture was partially concentrated until solid presented. To this mixture diethyl ether (1.0 mL) was added and the resulting solid was collected by filtration, rinsed with ether, and dried to afford the desired product as a white solid, which was used in the next step without further purification. LCMS calculated for C₆H₁₁N₄O (M+H)⁺: 155.1; found 155.2.

Step 3: 3-(5-Amino-2-((1-methyl-1H-pyrazol-3-yl)methyl)-[1,2,4]triazolo[1,5-c]pyrimidin-7-yl)benzonitrile



This compound was prepared using similar procedure as described for Example 41, Step 3, replacing 2-(pyridin-2-yl)acetohydrazide with 2-(1-methyl-1H-pyrazol-3-yl)acetohydrazide. LCMS calculated for C₁₇H₁₅N₈ (M+H)⁺: 331.1; found 331.1.

Step 4: 3-(5-Amino-8-bromo-2-((1-methyl-1H-pyrazol-3-yl)methyl)-[1,2,4]triazolo[1,5-c]pyrimidin-7-yl)benzonitrile

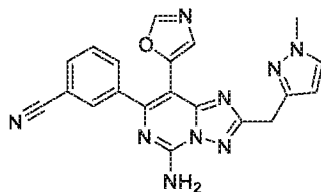


NBS (35.6 mg, 0.200 mmol) was added to a mixture of 3-(5-amino-2-((1-methyl-1H-pyrazol-3-yl)methyl)-[1,2,4]triazolo[1,5-c]pyrimidin-7-yl)benzonitrile (66.0 mg, 0.200 mmol) in DMSO (0.4 ml)/CH₂Cl₂ (0.4 ml) at -30 °C and the reaction mixture was stirred for 1 h. The low boiling point solvent was removed and to the residue was added water. The resulting solid was then collected by filtration, and dried to provide the product, which was used in the next step directly. LCMS calculated for C₁₇H₁₄BrN₈ (M+H)⁺: 409.1; found 409.1.

Step 5: 3-(5-Amino-2-((1-methyl-1H-pyrazol-3-yl)methyl)-8-(4-methyloxazol-5-yl)-[1,2,4]triazolo[1,5-c]pyrimidin-7-yl)benzonitrile

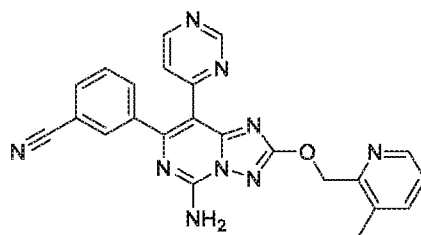
A mixture of 3-(5-amino-8-bromo-2-((1-methyl-1H-pyrazol-3-yl)methyl)-[1,2,4]triazolo[1,5-c]pyrimidin-7-yl)benzonitrile (10.0 mg, 0.024 mmol), 4-methyl-5-(4,4,5,5-tetramethyl-1,3,2-dioxaborolan-2-yl)oxazole (10.22 mg, 0.049 mmol), CsF (18.56 mg, 0.122 mmol) and chloro(1-*t*-butylindenyl)[2-(dicyclohexylphosphino)-2',4',6'-tri-*i*-propyl-1,1'-biphenyl]palladium(II) (1.355 mg, 2.443 μ mol) in dioxane (0.5 mL)/water (0.1 mL) was first purged with nitrogen, and then heated and stirred at 105 °C for 2 h. The reaction mixture was then cooled to rt, and concentrated. The resulting mixture was diluted with acetonitrile/water and purified using prep-LCMS (pH 2, acetonitrile/water with TFA) to afford the desired product as its TFA salt. LC-MS calculated for $C_{21}H_{18}N_9O$ ($M+H$)⁺: m/z = 412.2; found 412.2.

Example 93. 3-(5-Amino-2-((1-methyl-1H-pyrazol-3-yl)methyl)-8-(oxazol-5-yl)-[1,2,4]triazolo[1,5-c]pyrimidin-7-yl)benzonitrile

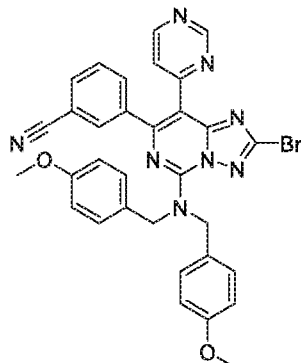


This compound was prepared using similar procedures as described in Example 92, Step 5, replacing 4-methyl-5-(4,4,5,5-tetramethyl-1,3,2-dioxaborolan-2-yl)oxazole with 5-(4,4,5,5-tetramethyl-1,3,2-dioxaborolan-2-yl)oxazole. LC-MS calculated for $C_{20}H_{16}N_9O$ ($M+H$)⁺: m/z = 398.1; found 398.1.

Example 94. 3-(5-Amino-2-((3-methylpyridin-2-yl)methoxy)-8-(pyrimidin-4-yl)-[1,2,4]triazolo[1,5-c]pyrimidin-7-yl)benzonitrile



Step 1: 3-(5-(Bis(4-methoxybenzyl)amino)-2-bromo-8-(pyrimidin-4-yl)-[1,2,4]triazolo[1,5-c]pyrimidin-7-yl)benzonitrile

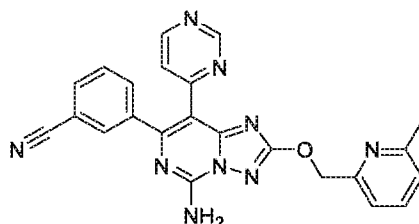


To a mixture of copper(II) bromide (91 mg, 0.407 mmol) and *tert*-butyl nitrite (0.054 ml, 0.407 mmol) in acetonitrile (3 mL) under nitrogen at 50 °C was added dropwise 3-(2-amino-5-(bis(4-methoxybenzyl)amino)-8-(pyrimidin-4-yl)-[1,2,4]triazolo[1,5-c]pyrimidin-7-yl)benzonitrile (100 mg, 0.203 mmol) (from Example 69, step 5) in acetonitrile (3 mL). The mixture was stirred at 50 °C for 2 hours. After cooling to room temperature, 1 N aqueous NH₄OH solution (20 mL) was added and the mixture was extracted three times with CH₂Cl₂ (20 mL). The combined organic layers were dried over sodium sulfate, filtered and concentrated. The crude material was purified by silica gel column chromatography eluting with 50-100% ethyl acetate/hexane to give the desired product. LC-MS calculated for C₃₂H₂₆BrN₈O₂ (M+H)⁺: m/z = 633.1; found 633.2.

Step 2: 3-(5-Amino-2-((3-methylpyridin-2-yl)methoxy)-8-(pyrimidin-4-yl)-[1,2,4]triazolo[1,5-c]pyrimidin-7-yl)benzonitrile

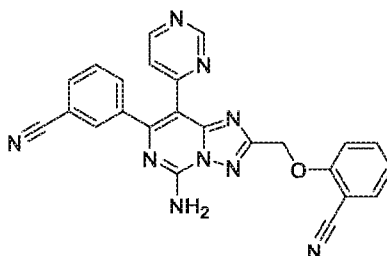
A suspension of sodium hydride (60% in mineral oil, 3.8 mg, 0.095 mmol), 3-(5-(bis(4-methoxybenzyl)amino)-2-bromo-8-(pyrimidin-4-yl)-[1,2,4]triazolo[1,5-c]pyrimidin-7-yl)benzonitrile (20 mg, 0.032 mmol) and (3-methylpyridin-2-yl)methanol (9.1 μL, 0.095 mmol) in 1,4-dioxane (1 mL) was heated and stirred at 110 °C under nitrogen overnight. The reaction mixture was then cooled to rt, concentrated, and added TFA (1.0 mL). The resulting mixture was then stirred at 110 °C for 30 min, cooled to rt, diluted with acetonitrile, filtered and purified by preparative LC-MS (pH 2, acetonitrile/water with TFA) to give desired product as a TFA salt. LC-MS calculated for C₂₃H₁₈N₉O (M+H)⁺: m/z = 436.2; found 436.2. ¹H NMR (600 MHz, DMSO) δ 8.97 (d, *J* = 1.4 Hz, 1H), 8.88 (d, *J* = 5.2 Hz, 1H), 8.58 – 8.52 (m, 1H), 7.97 (d, *J* = 7.8 Hz, 1H), 7.88 (dd, *J* = 5.4, 1.4 Hz, 1H), 7.85 (dt, *J* = 7.5, 1.5 Hz, 1H), 7.78 (t, *J* = 1.8 Hz, 1H), 7.60 – 7.54 (m, 2H), 7.53 (t, *J* = 7.8 Hz, 1H), 5.69 (s, 2H), 2.48 (s, 3H).

Example 95. 3-(5-Amino-2-((6-methylpyridin-2-yl)methoxy)-8-(pyrimidin-4-yl)-[1,2,4]triazolo[1,5-c]pyrimidin-7-yl)benzonitrile



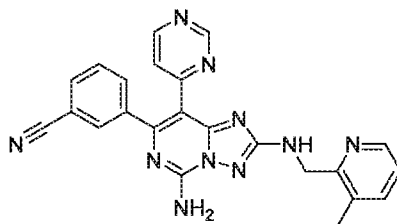
This compound was prepared using similar procedures as described for Example 94, with (6-methylpyridin-2-yl)methanol replacing (3-methylpyridin-2-yl)methanol in Step 2. The crude was purified by preparative LC-MS (pH 2, acetonitrile/water with TFA) to afford the product as a TFA salt. LCMS calculated for $C_{23}H_{18}N_9O$ ($M+H$)⁺: m/z = 436.2; found 436.2.

Example 96. 2-((5-Amino-7-(3-cyanophenyl)-8-(pyrimidin-4-yl)-[1,2,4]triazolo[1,5-c]pyrimidin-2-yl)methoxy)benzonitrile



A mixture of 3-(5-amino-2-(chloromethyl)-8-(pyrimidin-4-yl)-[1,2,4]triazolo[1,5-c]pyrimidin-7-yl)benzonitrile (20 mg, 0.055 mmol) (from Example 72, step 4), Cs_2CO_3 (35.9 mg, 0.110 mmol) and 2-hydroxybenzonitrile (13.1 mg, 0.110 mmol) in acetonitrile (1.0 mL) was heated and stirred at 70 °C for 1 h. The resulting mixture was then cooled to room temperature, diluted with methanol, filtered and purified by preparative LC-MS (pH 2, acetonitrile/water with TFA) to give the desired product as a TFA salt. LCMS calculated for $C_{24}H_{16}N_9O$ ($M+H$)⁺: m/z = 446.1; found 446.2.

Example 97. 3-(5-Amino-2-(((3-methylpyridin-2-yl)methyl)amino)-8-(pyrimidin-4-yl)-[1,2,4]triazolo[1,5-c]pyrimidin-7-yl)benzonitrile



2022283611 05 Dec 2022

A mixture of Triethyl orthoformate (0.029 mL, 0.176 mmol), 3-(2-amino-5-(bis(4-methoxybenzyl)amino)-8-(pyrimidin-4-yl)-[1,2,4]triazolo[1,5-c]pyrimidin-7-yl)benzonitrile (20 mg, 0.035 mmol) (from Example 69, step 5), and 3-methylpicolinaldehyde (12.8 mg, 0.105 mmol) in EtOH (1 mL) was stirred at 120 °C overnight. The reaction mixture was then cooled to 0 °C, and NaBH₄ (4.0 mg, 0.105 mmol) was added. After stirring at 0 °C for 1 h, the reaction mixture was quenched with a few drops of TFA and diluted with MeOH. The crude mixture was then purified by preparative LC-MS (pH 2, acetonitrile/water with TFA) to give the intermediate, which was then dissolved in TFA (1.0 mL). The resulting mixture was stirred at 120 °C for 25 min, cooled to rt, diluted with acetonitrile, and purified by preparative LC-MS (pH 2, acetonitrile/water with TFA) to give the desired product as a TFA salt. LCMS calculated for C₂₃H₁₉N₁₀ (M+H)⁺: m/z = 435.2; found 435.2.

Example A. Adenosine A2A Receptor cyclic AMP GS Assay

Stably transfected HEK-293 cells expressing the human adenosine A2A receptor (Perkin Elmer) are maintained in MEM culture medium with 10% FBS and 400 µg/ml Geneticin (Life Technologies). 18 to 24 hours prior to assay, geneticin is removed from culture. The cisbio cAMP-GS Dynamic kit utilizing the FRET (Fluorescence Resonance Energy Transfer) technology is used to measure cAMP accumulation in the cells. Compounds of the present disclosure at an appropriate concentration are mixed with 10000 cells/well in white 96 well half area plates (Perkin Elmer) for 30 min at room temperature (RT) gently shaking. Agonist, CGS21680 (R&D Technologies) at 4 nM is added to each well for 60 min at RT gently shaking. Detection reagents, d2-labeled cAMP (acceptor) and anti-cAMP cryptate (donor) are added to each well for 60 min at RT gently shaking. Plates are read on Pherastar (BMG Labtech), fluorescence ratio 665/620 is calculated and EC₅₀ determination is performed by fitting the curve of percent of control versus the log of the compound concentration using GraphPad Prism.

Example B. Adenosine A2B Receptor cyclic AMP GS Assay

Stably transfected HEK-293 cells expressing the human adenosine A2B receptor (Perkin Elmer) were maintained in MEM culture medium with 10% FBS and 100 µg/ml Geneticin (Life Technologies). 18 to 24 hours prior to assay, geneticin was removed from culture. The cisbio cAMP-GS Dynamic kit utilizing the FRET (Fluorescence Resonance Energy Transfer) technology was used to measure cAMP accumulation in the cells. Compounds of the present disclosure at an appropriate concentration were mixed with 10000 cells/well in white 96 well half area plates (Perkin Elmer) for 30 min at RT gently shaking. Agonist, NECA (R&D Technologies) at 12 nM was added to each well for 60 min at RT

2022283611 05 Dec 2022

gently shaking. Detection reagents, d2-labeled cAMP (acceptor) and anti-cAMP cryptate (donor) were added to each well for 60 min at RT gently shaking. Plates were read on Pherastar (BMG Labtech), fluorescence ratio 665/620 was calculated and EC₅₀ determination was performed by fitting the curve of percent of control versus the log of the compound concentration using GraphPad Prism. The EC₅₀ data obtained via this method are shown in Table 1.

Example C. A2A Tag-lite® HTRF Assay

Assays were conducted in black low volume 384-well polystyrene plates (Greiner 784076-25) in a final volume of 10 μ L. Test compounds were first serially diluted in DMSO and 100 nl added to the plate wells before the addition of other reaction components. The final concentration of DMSO was 1%. Tag-lite® Adenosine A2A labeled cells (CisBio C1TT1A2A) were diluted 1:5 into Tag-lite buffer (CisBio LABMED) and spun 1200 g for 5 mins. The pellet was resuspended at a volume 10.4 X the initial cell suspension volume in Tag-lite buffer, and Adenosine A2A Receptor Red antagonist fluorescent ligand (CisBio L0058RED) added at 12.5 nM final concentration. 10 μ L of the cell and ligand mix was added to the assay wells and incubated at room temperature for 45 minutes before reading on a PHERAstar FS plate reader (BMG Labtech) with HTRF 337/620/665 optical module. Percent binding of the fluorescent ligand was calculated; where 100 nM of A2A antagonist control ZM 241385 (Tocris 1036) displaces the ligand 100% and 1% DMSO has 0% displacement. The % binding data versus the log of the inhibitor concentration was fitted to a one-site competitive binding model (GraphPad Prism version 7.02) where the ligand constant = 12.5 nM and the ligand K_d = 1.85 nM. The K_i data obtained via this method are shown in Table 1.

Example D. A2B Filter Binding Assay

Assays are conducted in deep well polypropylene plates (Greiner 786201) in a final volume of 550 μ L. Test compounds are first serially diluted in DMSO and 5.5 μ L is then added to the plate wells before the addition of other reaction components. The final concentration of DMSO is 3%. HEK293 cell membranes overexpressing the human adenosine receptor A2B (Perkin Elmer ES-113-M400UA) are diluted to 40 μ g/ml in 50 mM HEPES pH 7.0, 5 mM MgCl₂, 1 mM EDTA (Assay buffer). [3H] 8-cyclopentyl-1,3-dipropylxanthine (Perkin Elmer NET974001MC) is diluted in assay buffer + 22% DMSO to 24.2 nM, and then further diluted to 1 nM by addition to the diluted membranes. 545 μ L of the membrane and ligand mix is added to the assay wells and incubated on a shaker at room temperature for 1 hour. The membrane mix is then filtered over a UniFilter GF/C filter plate (Perkin Elmer 6005174) pre-soaked in 50 mM HEPES pH 6.5, 5 mM MgCl₂, 1mM EDTA 0.5% BSA and then washed

2022283611 05 Dec 2022

with 5 ml ice cold 50 mM HEPES pH 6.5, 5 mM MgCl₂, 1 mM EDTA 0.2% BSA. 50 µl MicroScint™ cocktail (Perkin Elmer 6013621) is added and plates are read on a Topcount NXT FS (Perkin Elmer). Percent binding of the [3H] ligand is calculated, where 1000 nM of LUF 5834 (Tocris 4603) control displaces the ligand 100% and 3% DMSO has 0%

- 5 displacement. The % binding data versus the log of the inhibitor concentration is fitted to a one-site competitive binding model (GraphPad Prism version 7.02) where the ligand constant = 2 nM and the ligand K_d = 13 nM.

Example E. A1 and A3 SPA Binding Assays

- Both assays are conducted in white 384-well polystyrene plates (Greiner 781075) in a
10 final volume of 50 µL. Inhibitors are first serially diluted in DMSO and 100 nL is added to the plate wells before the addition of other reaction components. The final concentration of DMSO is 2%.

- Wheatgerin agglutinin-coated yttrium silicate SPA beads (Perkin Elmer RPNQ0023) and CHO-K1 cell membranes overexpressing each human adenosine receptor are incubated in
15 50 mM HEPES pH 7.0, 5 mM MgCl₂, 1 mM EDTA (Assay buffer) on a rotary stirrer for 2 hours at 4 °C. The beads are pelleted by centrifugation at 6000 g for one minute, and then the supernatant with unbound membrane is discarded. The beads are re-suspended to the original volume in assay buffer. Each radioligand is diluted in assay buffer + 22% DMSO at 12.2X the final concentration, and then added to the SPA bead suspension. 50 µl of the SPA bead
20 reaction mix is added to the assay wells and the plates shaken at 600 rpm for 1 hour at room temperature. The beads are then allowed to settle for 1 hour before reading on a Topcount NXT FS (Perkin Elmer). Percent binding of the radiolabeled ligand is calculated, where a control at >100X K_i displaces the ligand 100% and 2% DMSO has 0% displacement. The % binding data versus the log of the inhibitor concentration is fitted to a one-site competitive
25 binding model (GraphPad Prism version 7.02). Assay conditions are provided in the table below.

Assay Component	A1	A3
SPA beads in Hepes buffer	3 mg/ml	1.25 mg/ml
Membrane	60 µg/ml Perkin Elmer ES-010	20 µg/ml Perkin Elmer ES-012
Radioligand	1 nM [3H] DP-CPX (Perkin Elmer NET974) K _D = 1nM	0.1 nM [125I] MECA (Perkin Elmer NEX312) K _D = 0.8nM
Control	1 µM DPCPX (Tocris 0439)	0.1 µM IB-MECA (Tocris 1066)

Table 1. The A_{2A}_Ki data (Example C) and A_{2B}_cAMP_EC₅₀ data (Example B) are provided below.

Ex. No.	A _{2A} _Ki (nM)	A _{2B} _cAMP_EC ₅₀ (nM)
1	†	†††
2	†††	N/A
3	††	N/A
4	†	†
5	††	††
6	††	N/A
7	††	††
8	†††	N/A
9	††	N/A
10	†	†††
11	††	N/A
12	††	N/A
13	††	N/A
14	†	††
15	†	†††
16	†	†††
17	†	††
18	††	††
19	†	†††
20	†	†††
21	†	††††
22	††	††††
23	†	N/A
24	†	†
25	†	†††
26	†	†
27	†	††
28	†	†
29	†	†
30	†	†
31	†	††
32	†	†††
33	†	†††
34	†	†
35	†	†
36	†	††
37	†	†
38	†	††
39	†	††
40	††	††††
41	†	†
42	†	†
43	†	†
44	†	††

2022283611 05 Dec 2022

45	†	†
46	†	†
47	†	†
48	†	††
49	†	†
50	†	†
51	†	††
52	†	†
53	†	††
54	†	†
55	†	†
56	†	††
57	†	†††
58	†	†
59	†	††
60	†	††
61	†	†
62	†	†
63	†	†
64	†	†
65	†	†
66	†	†
67	†	†††
68	†	†††
69	†	††
70	†	††
71	†	††
72	†	††
73	†	††
74	†	†
75	†	†
76	†	†
77	†	††
78	†	†
79	†	†
80	†	††
81	†	†
82	†	†
83	†	††
84	†	†
85	†	†
86	†	†
87	†	†
88	†	†
89	†	†
90	†	†
91	†	†
92	†	†

93	†	†
94	†	†
95	†	†
96	†	†
97	†	†

† indicates A_{2A_Ki} or $A_{2B_cAMP_EC_{50}} \leq 10$ nM,

†† indicates A_{2A_Ki} or $A_{2B_cAMP_EC_{50}} > 10$ nM but ≤ 100 nM,

††† indicates A_{2A_Ki} or $A_{2B_cAMP_EC_{50}} > 100$ nM but ≤ 1 μ M,

†††† indicates A_{2A_Ki} or $A_{2B_cAMP_EC_{50}}$ is greater than 1 μ M.

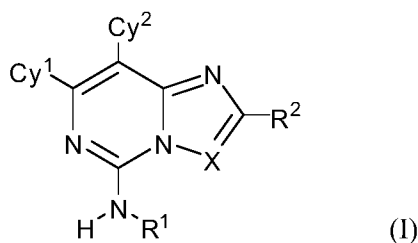
5

Various modifications of the invention, in addition to those described herein, will be apparent to those skilled in the art from the foregoing description. Such modifications are also intended to fall within the scope of the appended claims. Each reference, including all patent, patent applications, and publications, cited in the present application is incorporated herein by reference in its entirety.

10

What is claimed is:

1. A compound of Formula (I):



or a pharmaceutically acceptable salt thereof; wherein:

X is CR³;

R¹ is selected from H, C₁₋₆ alkyl, C₂₋₆ alkenyl, C₂₋₆ alkynyl, and C₁₋₆ haloalkyl;

R² is selected from C₆₋₁₄ aryl, C₃₋₁₄ cycloalkyl, 5-14 membered heteroaryl, 4-14 membered heterocycloalkyl, C₆₋₁₄ aryl-C₁₋₆ alkyl-, C₃₋₁₄ cycloalkyl-C₁₋₆ alkyl-, (5-14 membered heteroaryl)-C₁₋₆ alkyl-, (4-14 membered heterocycloalkyl)-C₁₋₆ alkyl-, CN, NO₂, OR^{a2}, SR^{a2}, NHOR^{a2}, C(O)R^{b2}, C(O)NR^{c2}R^{d2}, C(O)NR^{c2}(OR^{a2}), C(O)OR^{a2}, OC(O)R^{b2}, OC(O)NR^{c2}R^{d2}, NR^{c2}R^{d2}, NR^{c2}NR^{c2}R^{d2}, NR^{c2}C(O)R^{b2}, NR^{c2}C(O)OR^{a2}, NR^{c2}C(O)NR^{c2}R^{d2}, C(=NR^{e2})R^{b2}, C(=NR^{e2})NR^{c2}R^{d2}, NR^{c2}C(=NR^{e2})NR^{c2}R^{d2}, NR^{c2}C(=NR^{e2})R^{b2}, NR^{c2}S(O)NR^{c2}R^{d2}, NR^{c2}S(O)R^{b2}, NR^{c2}S(O)₂R^{b2}, NR^{c2}S(O)(=NR^{e2})R^{b2}, NR^{c2}S(O)₂NR^{c2}R^{d2}, S(O)R^{b2}, S(O)NR^{c2}R^{d2}, S(O)₂R^{b2}, S(O)₂NR^{c2}R^{d2}, OS(O)(=NR^{e2})R^{b2}, OS(O)₂R^{b2}, SF₅, P(O)R^{f2}R^{g2}, OP(O)(OR^{h2})(ORⁱ²), P(O)(OR^{h2})(ORⁱ²), and BR^{j2}R^{k2}, wherein the C₆₋₁₄ aryl, C₃₋₁₄ cycloalkyl, 5-14 membered heteroaryl, 4-14 membered heterocycloalkyl, C₆₋₁₄ aryl-C₁₋₆ alkyl-, C₃₋₁₄ cycloalkyl-C₁₋₆ alkyl-, (5-14 membered heteroaryl)-C₁₋₆ alkyl-, and (4-14 membered heterocycloalkyl)-C₁₋₆ alkyl- of R² are each optionally substituted with 1, 2, 3, 4, 5, 6, 7, or 8 independently selected R^C substituents;

R³ is selected from H, D, halo, C₁₋₆ alkyl, C₁₋₆ haloalkyl, C₂₋₆ alkenyl, C₂₋₆ alkynyl, C₆₋₁₄ aryl, C₃₋₁₄ cycloalkyl, 5-14 membered heteroaryl, 4-14 membered heterocycloalkyl, C₆₋₁₄ aryl-C₁₋₆ alkyl-, C₃₋₁₄ cycloalkyl-C₁₋₆ alkyl-, (5-14 membered heteroaryl)-C₁₋₆ alkyl-, (4-14 membered heterocycloalkyl)-C₁₋₆ alkyl-, CN, NO₂, OR^{a3}, SR^{a3}, NHOR^{a3}, C(O)R^{b3}, C(O)NR^{c3}R^{d3}, C(O)NR^{c3}(OR^{a3}), C(O)OR^{a3}, OC(O)R^{b3}, OC(O)NR^{c3}R^{d3}, NR^{c3}R^{d3}, NR^{c3}NR^{c3}R^{d3}, NR^{c3}C(O)R^{b3}, NR^{c3}C(O)OR^{a3}, NR^{c3}C(O)NR^{c3}R^{d3}, C(=NR^{e3})R^{b3}, C(=NR^{e3})NR^{c3}R^{d3}, NR^{c3}C(=NR^{e3})NR^{c3}R^{d3}, NR^{c3}C(=NR^{e3})R^{b3}, NR^{c3}S(O)NR^{c3}R^{d3}, NR^{c3}S(O)R^{b3}, NR^{c3}S(O)₂R^{b3}, NR^{c3}S(O)(=NR^{e3})R^{b3}, NR^{c3}S(O)₂NR^{c3}R^{d3}, S(O)R^{b3}, S(O)NR^{c3}R^{d3}, S(O)₂R^{b3}, S(O)₂NR^{c3}R^{d3}, OS(O)(=NR^{e3})R^{b3}, OS(O)₂R^{b3}, SF₅, P(O)R^{f3}R^{g3}, OP(O)(OR^{h3})(ORⁱ³), P(O)(OR^{h3})(ORⁱ³), and BR^{j3}R^{k3}, wherein the C₁₋₆ alkyl, C₂₋₆ alkenyl, C₂₋₆ alkynyl, C₆₋₁₄ aryl, C₃₋₁₄ cycloalkyl, 5-14 membered heteroaryl, 4-14 membered heterocycloalkyl, C₆₋₁₄ aryl-C₁₋₆ alkyl-, C₃₋₁₄ cycloalkyl-C₁₋₆ alkyl-, (5-14 membered heteroaryl)-C₁₋₆ alkyl-, and (4-14 membered heterocycloalkyl)-C₁₋₆ alkyl- of R³ are each optionally substituted with 1, 2, 3, 4, 5, 6, 7, or 8 independently selected R^D substituents;

Cy¹ is C₆₋₁₄ aryl, C₃₋₁₄ cycloalkyl, or 5-14 membered heteroaryl, wherein the C₆₋₁₄ aryl, C₃₋₁₄ cycloalkyl, or 5-14 membered heteroaryl is optionally substituted with 1, 2, 3, 4, 5, 6, 7, or 8 independently selected R^E or R^M substituents;

Cy² is C₆₋₁₄ aryl, C₃₋₁₄ cycloalkyl, 5-14 membered heteroaryl, or 4-14 membered heterocycloalkyl, wherein the C₆₋₁₄ aryl, C₃₋₁₄ cycloalkyl, 5-14 membered heteroaryl, or 4-14 membered heterocycloalkyl is optionally substituted with 1, 2, 3, 4, 5, 6, 7, or 8 independently selected R^F substituents;

each R^{a2}, R^{c2}, R^{d2}, R^{a3}, R^{c3}, and R^{d3} is independently selected from H, C₁₋₆ alkyl, C₁₋₆ haloalkyl, C₂₋₆ alkenyl, C₂₋₆ alkynyl, C₆₋₁₄ aryl, C₃₋₁₄ cycloalkyl, 5-14 membered heteroaryl, 4-14 membered heterocycloalkyl, C₆₋₁₄ aryl-C₁₋₆ alkyl-, C₃₋₁₄ cycloalkyl-C₁₋₆ alkyl-, (5-14 membered heteroaryl)-C₁₋₆ alkyl-, and (4-14 membered heterocycloalkyl)-C₁₋₆ alkyl-, wherein the C₁₋₆ alkyl, C₂₋₆ alkenyl, C₂₋₆ alkynyl, C₆₋₁₄ aryl, C₃₋₁₄ cycloalkyl, 5-14 membered heteroaryl, 4-14 membered heterocycloalkyl, C₆₋₁₄ aryl-C₁₋₆ alkyl-, C₃₋₁₄ cycloalkyl-C₁₋₆ alkyl-, (5-14 membered heteroaryl)-C₁₋₆ alkyl-, and (4-14 membered heterocycloalkyl)-C₁₋₆ alkyl- of R^{a2}, R^{c2}, R^{d2}, R^{a3}, R^{c3}, and R^{d3} are each optionally substituted with 1, 2, 3, 4, 5, 6, 7, or 8 independently selected R^G substituents;

or any R^{c2} and R^{d2} attached to the same N atom, together with the N atom to which they are attached, form a 5- or 6-membered heteroaryl or a 4-14 membered heterocycloalkyl group, wherein the 5- or 6-membered heteroaryl or 4-14 membered heterocycloalkyl group is optionally substituted with 1, 2, 3, or 4 independently selected R^G substituents;

or any R^{c3} and R^{d3} attached to the same N atom, together with the N atom to which they are attached, form a 5- or 6-membered heteroaryl or a 4-14 membered heterocycloalkyl group, wherein the 5- or 6-membered heteroaryl or 4-14 membered heterocycloalkyl group is optionally substituted with 1, 2, 3, or 4 independently selected R^G substituents;

each R^{b2} and R^{b3} is independently selected from H, C₁₋₆ alkyl, C₁₋₆ haloalkyl, C₂₋₆ alkenyl, C₂₋₆ alkynyl, C₆₋₁₄ aryl, C₃₋₁₄ cycloalkyl, 5-14 membered heteroaryl, 4-14 membered heterocycloalkyl, C₆₋₁₄ aryl-C₁₋₆ alkyl-, C₃₋₁₄ cycloalkyl-C₁₋₆ alkyl-, (5-14 membered heteroaryl)-C₁₋₆ alkyl-, and (4-14 membered heterocycloalkyl)-C₁₋₆ alkyl-, wherein the C₁₋₆ alkyl, C₂₋₆ alkenyl, C₂₋₆ alkynyl, C₆₋₁₄ aryl, C₃₋₁₄ cycloalkyl, 5-14 membered heteroaryl, 4-14 membered heterocycloalkyl, C₆₋₁₄ aryl-C₁₋₆ alkyl-, C₃₋₁₄ cycloalkyl-C₁₋₆ alkyl-, (5-14 membered heteroaryl)-C₁₋₆ alkyl-, and (4-14 membered heterocycloalkyl)-C₁₋₆ alkyl- of R^{b2} and R^{b3} are each optionally substituted with 1, 2, 3, 4, 5, 6, 7, or 8 independently selected R^G substituents;

each R^{e2} and R^{e3} is independently selected from H, OH, CN, C₁₋₆ alkyl, C₁₋₆ alkoxy, C₁₋₆ haloalkyl, C₁₋₆ haloalkoxy, C₂₋₆ alkenyl, C₂₋₆ alkynyl, C₆₋₁₄ aryl, C₃₋₁₄ cycloalkyl, 5-14 membered heteroaryl, 4-14 membered heterocycloalkyl, C₆₋₁₄ aryl-C₁₋₆ alkyl-, C₃₋₁₄ cycloalkyl-C₁₋₆ alkyl-, (5-14 membered heteroaryl)-C₁₋₆ alkyl-, and (4-14 membered heterocycloalkyl)-C₁₋₆ alkyl-;

each R^{f2}, R^{g2}, R^{f3}, and R^{g3} is independently selected from H, C₁₋₆ alkyl, C₁₋₆ haloalkyl, C₁₋₆ alkoxy, C₁₋₆ haloalkyl, C₁₋₆ haloalkoxy, C₂₋₆ alkenyl, C₂₋₆ alkynyl, C₆₋₁₄ aryl, C₃₋₁₄ cycloalkyl, 5-14

membered heteroaryl, 4-14 membered heterocycloalkyl, C₆₋₁₄ aryl-C₁₋₆ alkyl-, C₃₋₁₄ cycloalkyl-C₁₋₆ alkyl-, (5-14 membered heteroaryl)-C₁₋₆ alkyl-, and (4-14 membered heterocycloalkyl)-C₁₋₆ alkyl-;

each R^{h2}, Rⁱ², R^{h3}, and Rⁱ³ is independently selected from H, C₁₋₆ alkyl, C₁₋₆ haloalkyl, C₂₋₆ alkenyl, C₂₋₆ alkynyl, C₆₋₁₄ aryl, C₃₋₁₄ cycloalkyl, 5-14 membered heteroaryl, 4-14 membered heterocycloalkyl, C₆₋₁₄ aryl-C₁₋₆ alkyl-, C₃₋₁₄ cycloalkyl-C₁₋₆ alkyl-, (5-14 membered heteroaryl)-C₁₋₆ alkyl-, and (4-14 membered heterocycloalkyl)-C₁₋₆ alkyl-;

each R^{j2}, R^{k2}, R^{j3}, and R^{k3} is independently selected from OH, C₁₋₆ alkoxy, and C₁₋₆ haloalkoxy;

or any R^{j2} and R^{k2} attached to the same B atom, together with the B atom to which they are attached, form a 5- or 6-membered heterocycloalkyl group optionally substituted with 1, 2, 3, or 4 substituents independently selected from C₁₋₆ alkyl and C₁₋₆ haloalkyl;

or any R^{j3} and R^{k3} attached to the same B atom, together with the B atom to which they are attached, form a 5- or 6-membered heterocycloalkyl group optionally substituted with 1, 2, 3, or 4 substituents independently selected from C₁₋₆ alkyl and C₁₋₆ haloalkyl;

each R^C, R^D, R^E, R^M, R^F, and R^G is independently selected from D, halo, oxo, C₁₋₆ alkyl, C₁₋₆ haloalkyl, C₂₋₆ alkenyl, C₂₋₆ alkynyl, C₆₋₁₄ aryl, C₃₋₁₄ cycloalkyl, 5-14 membered heteroaryl, 4-14 membered heterocycloalkyl, C₆₋₁₄ aryl-C₁₋₆ alkyl-, C₃₋₁₄ cycloalkyl-C₁₋₆ alkyl-, (5-14 membered heteroaryl)-C₁₋₆ alkyl-, (4-14 membered heterocycloalkyl)-C₁₋₆ alkyl-, CN, NO₂, OR^{a4}, SR^{a4}, NHOR^{a4}, C(O)R^{b4}, C(O)NR^{c4}R^{d4}, C(O)NR^{c4}(OR^{a4}), C(O)OR^{a4}, OC(O)R^{b4}, OC(O)NR^{c4}R^{d4}, NR^{c4}R^{d4}, NR^{c4}NR^{c4}R^{d4}, NR^{c4}C(O)R^{b4}, NR^{c4}C(O)OR^{a4}, NR^{c4}C(O)NR^{c4}R^{d4}, C(=NR^{e4})R^{b4}, C(=NR^{e4})NR^{c4}R^{d4}, NR^{c4}C(=NR^{e4})NR^{c4}R^{d4}, NR^{c4}C(=NR^{e4})R^{b4}, NR^{c4}S(O)R^{b4}, NR^{c4}S(O)NR^{c4}R^{d4}, NR^{c4}S(O)₂R^{b4}, NR^{c4}S(O)(=NR^{e4})R^{b4}, NR^{c4}S(O)₂NR^{c4}R^{d4}, S(O)R^{b4}, S(O)NR^{c4}R^{d4}, S(O)₂R^{b4}, S(O)₂NR^{c4}R^{d4}, OS(O)(=NR^{e4})R^{b4}, OS(O)₂R^{b4}, SF₅, P(O)R^{f4}R^{g4}, OP(O)(OR^{h4})(ORⁱ⁴), P(O)(OR^{h4})(ORⁱ⁴), and BR^{j4}R^{k4}, wherein the C₁₋₆ alkyl, C₂₋₆ alkenyl, C₂₋₆ alkynyl, C₆₋₁₄ aryl, C₃₋₁₄ cycloalkyl, 5-14 membered heteroaryl, 4-14 membered heterocycloalkyl, C₆₋₁₄ aryl-C₁₋₆ alkyl-, C₃₋₁₄ cycloalkyl-C₁₋₆ alkyl-, (5-14 membered heteroaryl)-C₁₋₆ alkyl-, and (4-14 membered heterocycloalkyl)-C₁₋₆ alkyl- of R^C, R^D, R^E, R^M, R^F, and R^G are each optionally substituted with 1, 2, 3, 4, 5, 6, 7, or 8 independently selected R^H substituents;

each R^{a4}, R^{c4}, and R^{d4} is independently selected from H, C₁₋₆ alkyl, C₁₋₆ haloalkyl, C₂₋₆ alkenyl, C₂₋₆ alkynyl, C₆₋₁₄ aryl, C₃₋₁₄ cycloalkyl, 5-14 membered heteroaryl, 4-14 membered heterocycloalkyl, C₆₋₁₄ aryl-C₁₋₆ alkyl-, C₃₋₁₄ cycloalkyl-C₁₋₆ alkyl-, (5-14 membered heteroaryl)-C₁₋₆ alkyl-, and (4-14 membered heterocycloalkyl)-C₁₋₆ alkyl-, wherein the C₁₋₆ alkyl, C₂₋₆ alkenyl, C₂₋₆ alkynyl, C₆₋₁₄ aryl, C₃₋₁₄ cycloalkyl, 5-14 membered heteroaryl, 4-14 membered heterocycloalkyl, C₆₋₁₄ aryl-C₁₋₆ alkyl-, C₃₋₁₄ cycloalkyl-C₁₋₆ alkyl-, (5-14 membered heteroaryl)-C₁₋₆ alkyl-, and (4-14 membered heterocycloalkyl)-C₁₋₆ alkyl- of R^{a4}, R^{c4}, and R^{d4} are each optionally substituted with 1, 2, 3, 4, 5, 6, 7, or 8 independently selected R^H substituents;

or, any R^{c4} and R^{d4} attached to the same N atom, together with the N atom to which they are attached, optionally form a 5- or 6-membered heteroaryl or a 4-14 membered heterocycloalkyl group, wherein the 5- or 6-membered heteroaryl or 4-14 membered heterocycloalkyl group is optionally substituted with 1, 2, 3, or 4 independently selected R^H substituents;

each R^{b4} is independently selected from H, C_{1-6} alkyl, C_{1-6} haloalkyl, C_{2-6} alkenyl, C_{2-6} alkynyl, C_{6-14} aryl, C_{3-14} cycloalkyl, 5-14 membered heteroaryl, 4-14 membered heterocycloalkyl, C_{6-14} aryl- C_{1-6} alkyl-, C_{3-14} cycloalkyl- C_{1-6} alkyl-, (5-14 membered heteroaryl)- C_{1-6} alkyl-, and (4-14 membered heterocycloalkyl)- C_{1-6} alkyl-, wherein the C_{1-6} alkyl, C_{2-6} alkenyl, C_{2-6} alkynyl, C_{6-14} aryl, C_{3-14} cycloalkyl, 5-14 membered heteroaryl, 4-14 membered heterocycloalkyl, C_{6-14} aryl- C_{1-6} alkyl-, C_{3-14} cycloalkyl- C_{1-6} alkyl-, (5-14 membered heteroaryl)- C_{1-6} alkyl-, and (4-14 membered heterocycloalkyl)- C_{1-6} alkyl- of R^{b4} are each optionally substituted with 1, 2, 3, 4, 5, 6, 7, or 8 independently selected R^H substituents;

each R^{e4} is independently selected from H, OH, CN, C_{1-6} alkyl, C_{1-6} alkoxy, C_{1-6} haloalkyl, C_{1-6} haloalkoxy, C_{2-6} alkenyl, C_{2-6} alkynyl, C_{6-14} aryl, C_{3-14} cycloalkyl, 5-14 membered heteroaryl, 4-14 membered heterocycloalkyl, C_{6-14} aryl- C_{1-6} alkyl-, C_{3-14} cycloalkyl- C_{1-6} alkyl-, (5-14 membered heteroaryl)- C_{1-6} alkyl-, and (4-14 membered heterocycloalkyl)- C_{1-6} alkyl-;

each R^{f4} and R^{g4} is independently selected from H, C_{1-6} alkyl, C_{1-6} alkoxy, C_{1-6} haloalkyl, C_{1-6} haloalkoxy, C_{2-6} alkenyl, C_{2-6} alkynyl, C_{6-14} aryl, C_{3-14} cycloalkyl, 5-14 membered heteroaryl, 4-14 membered heterocycloalkyl, C_{6-14} aryl- C_{1-6} alkyl-, C_{3-14} cycloalkyl- C_{1-6} alkyl-, (5-14 membered heteroaryl)- C_{1-6} alkyl-, and (4-14 membered heterocycloalkyl)- C_{1-6} alkyl-;

each R^{h4} and R^{i4} is independently selected from H, C_{1-6} alkyl, C_{1-6} haloalkyl, C_{2-6} alkenyl, C_{2-6} alkynyl, C_{6-14} aryl, C_{3-14} cycloalkyl, 5-14 membered heteroaryl, 4-14 membered heterocycloalkyl, C_{6-14} aryl- C_{1-6} alkyl-, C_{3-14} cycloalkyl- C_{1-6} alkyl-, (5-14 membered heteroaryl)- C_{1-6} alkyl-, and (4-14 membered heterocycloalkyl)- C_{1-6} alkyl-;

each R^{j4} and R^{k4} is independently selected from OH, C_{1-6} alkoxy, and C_{1-6} haloalkoxy;

or, any R^{j4} and R^{k4} attached to the same B atom, together with the B atom to which they are attached, form a 5- or 6-membered heterocycloalkyl group optionally substituted with 1, 2, 3, or 4 substituents independently selected from C_{1-6} alkyl and C_{1-6} haloalkyl;

each R^H is independently selected from D, halo, oxo, C_{1-6} alkyl, C_{1-6} haloalkyl, C_{2-6} alkenyl, C_{2-6} alkynyl, C_{6-14} aryl, C_{3-14} cycloalkyl, 5-14 membered heteroaryl, 4-14 membered heterocycloalkyl, C_{6-14} aryl- C_{1-6} alkyl-, C_{3-14} cycloalkyl- C_{1-6} alkyl-, (5-14 membered heteroaryl)- C_{1-6} alkyl-, (4-14 membered heterocycloalkyl)- C_{1-6} alkyl-, CN, NO_2 , OR^{a5} , SR^{a5} , $NHOR^{a5}$, $C(O)R^{b5}$, $C(O)NR^{c5}R^{d5}$, $C(O)NR^{c5}(OR^{a5})$, $C(O)OR^{a5}$, $OC(O)R^{b5}$, $OC(O)NR^{c5}R^{d5}$, $NR^{c5}R^{d5}$, $NR^{c5}NR^{c5}R^{d5}$, $NR^{c5}C(O)R^{b5}$, $NR^{c5}C(O)OR^{a5}$, $NR^{c5}C(O)NR^{c5}R^{d5}$, $C(=NR^{e5})R^{b5}$, $C(=NR^{e5})NR^{c5}R^{d5}$, $NR^{c5}C(=NR^{e5})NR^{c5}R^{d5}$, $NR^{c5}C(=NR^{e5})R^{b5}$, $NR^{c5}S(O)R^{b5}$, $NR^{c5}S(O)NR^{c5}R^{d5}$, $NR^{c5}S(O)_2R^{b5}$, $NR^{c5}S(O)(=NR^{e5})R^{b5}$, $NR^{c5}S(O)_2NR^{c5}R^{d5}$, $S(O)R^{b5}$, $S(O)NR^{c5}R^{d5}$, $S(O)_2R^{b5}$, $S(O)_2NR^{c5}R^{d5}$, $OS(O)(=NR^{e5})R^{b5}$, $OS(O)_2R^{b5}$, SF_5 , $P(O)R^{f5}R^{g5}$, $OP(O)(OR^{h5})(OR^{i5})$, $P(O)(OR^{h5})(OR^{i5})$, and $BR^{j5}R^{k5}$, wherein the C_{1-6} alkyl, C_{2-6}

alkenyl, C₂₋₆ alkynyl, C₆₋₁₄ aryl, C₃₋₁₄ cycloalkyl, 5-14 membered heteroaryl, 4-14 membered heterocycloalkyl, C₆₋₁₄ aryl-C₁₋₆ alkyl-, C₃₋₁₄ cycloalkyl-C₁₋₆ alkyl-, (5-14 membered heteroaryl)-C₁₋₆ alkyl-, and (4-14 membered heterocycloalkyl)-C₁₋₆ alkyl- of R^H are each optionally substituted with 1, 2, 3, or 4 independently selected R¹ substituents;

each R^{a5}, R^{c5}, and R^{d5} is independently selected from H, C₁₋₆ alkyl, C₁₋₆ haloalkyl, C₂₋₆ alkenyl, C₂₋₆ alkynyl, C₆₋₁₄ aryl, C₃₋₁₄ cycloalkyl, 5-14 membered heteroaryl, 4-14 membered heterocycloalkyl, C₆₋₁₄ aryl-C₁₋₆ alkyl-, C₃₋₁₄ cycloalkyl-C₁₋₆ alkyl-, (5-14 membered heteroaryl)-C₁₋₆ alkyl-, and (4-14 membered heterocycloalkyl)-C₁₋₆ alkyl-, wherein the C₁₋₆ alkyl, C₂₋₆ alkenyl, C₂₋₆ alkynyl, C₆₋₁₄ aryl, C₃₋₁₄ cycloalkyl, 5-14 membered heteroaryl, 4-14 membered heterocycloalkyl, C₆₋₁₄ aryl-C₁₋₆ alkyl-, C₃₋₁₄ cycloalkyl-C₁₋₆ alkyl-, (5-14 membered heteroaryl)-C₁₋₆ alkyl-, and (4-14 membered heterocycloalkyl)-C₁₋₆ alkyl- of R^{a5}, R^{c5}, and R^{d5} are each optionally substituted with 1, 2, 3, or 4 independently selected R¹ substituents;

or any R^{c5} and R^{d5} attached to the same N atom, together with the N atom to which they are attached, form a 5- or 6-membered heteroaryl or a 4-14 membered heterocycloalkyl group, wherein the 5- or 6-membered heteroaryl or 4-14 membered heterocycloalkyl group is optionally substituted with 1, 2, 3, or 4 independently selected R¹ substituents;

each R^{b5} is independently selected from H, C₁₋₆ alkyl, C₂₋₆ alkenyl, C₂₋₆ alkynyl, C₆₋₁₄ aryl, C₃₋₁₄ cycloalkyl, 5-14 membered heteroaryl, 4-14 membered heterocycloalkyl, C₆₋₁₄ aryl-C₁₋₆ alkyl-, C₃₋₁₄ cycloalkyl-C₁₋₆ alkyl-, (5-14 membered heteroaryl)-C₁₋₆ alkyl-, and (4-14 membered heterocycloalkyl)-C₁₋₆ alkyl-, wherein the C₁₋₆ alkyl, C₂₋₆ alkenyl, C₂₋₆ alkynyl, C₆₋₁₄ aryl, C₃₋₁₄ cycloalkyl, 5-14 membered heteroaryl, 4-14 membered heterocycloalkyl, C₆₋₁₄ aryl-C₁₋₆ alkyl-, C₃₋₁₄ cycloalkyl-C₁₋₆ alkyl-, (5-14 membered heteroaryl)-C₁₋₆ alkyl-, and (4-14 membered heterocycloalkyl)-C₁₋₆ alkyl- of R^{b5} are each optionally substituted with 1, 2, 3, or 4 independently selected R¹ substituents;

each R^{e5} is independently selected from H, OH, CN, C₁₋₆ alkyl, C₁₋₆ alkoxy, C₁₋₆ haloalkyl, C₁₋₆ haloalkoxy, C₂₋₆ alkenyl, C₂₋₆ alkynyl, C₆₋₁₄ aryl, C₃₋₁₄ cycloalkyl, 5-14 membered heteroaryl, 4-14 membered heterocycloalkyl, C₆₋₁₄ aryl-C₁₋₆ alkyl-, C₃₋₁₄ cycloalkyl-C₁₋₆ alkyl-, (5-14 membered heteroaryl)-C₁₋₆ alkyl-, and (4-14 membered heterocycloalkyl)-C₁₋₆ alkyl-;

each R^{f5} and R^{g5} is independently selected from H, C₁₋₆ alkyl, C₁₋₆ alkoxy, C₁₋₆ haloalkyl, C₁₋₆ haloalkoxy, C₂₋₆ alkenyl, C₂₋₆ alkynyl, C₆₋₁₄ aryl, C₃₋₁₄ cycloalkyl, 5-14 membered heteroaryl, 4-14 membered heterocycloalkyl, C₆₋₁₄ aryl-C₁₋₆ alkyl-, C₃₋₁₄ cycloalkyl-C₁₋₆ alkyl-, (5-14 membered heteroaryl)-C₁₋₆ alkyl-, and (4-14 membered heterocycloalkyl)-C₁₋₆ alkyl-;

each R^{h5} and Rⁱ⁵ is independently selected from H, C₁₋₆ alkyl, C₁₋₆ haloalkyl, C₂₋₆ alkenyl, C₂₋₆ alkynyl, C₆₋₁₄ aryl, C₃₋₁₄ cycloalkyl, 5-14 membered heteroaryl, 4-14 membered heterocycloalkyl, C₆₋₁₄ aryl-C₁₋₆ alkyl-, C₃₋₁₄ cycloalkyl-C₁₋₆ alkyl-, (5-14 membered heteroaryl)-C₁₋₆ alkyl-, and (4-14 membered heterocycloalkyl)-C₁₋₆ alkyl-;

each R^{j5} and R^{k5} is independently selected from OH, C₁₋₆ alkoxy, and C₁₋₆ haloalkoxy;

or, any R^{i5} and R^{k5} attached to the same B atom, together with the B atom to which they are attached, form a 5- or 6-membered heterocycloalkyl group optionally substituted with 1, 2, 3, or 4 substituents independently selected from C_{1-6} alkyl and C_{1-6} haloalkyl;

each R^l is independently selected from D, halo, oxo, C_{1-6} alkyl, C_{1-6} haloalkyl, C_{2-6} alkenyl, C_{2-6} alkynyl, C_{6-14} aryl, C_{3-14} cycloalkyl, 5-14 membered heteroaryl, 4-14 membered heterocycloalkyl, C_{6-14} aryl- C_{1-6} alkyl-, C_{3-14} cycloalkyl- C_{1-6} alkyl-, (5-14 membered heteroaryl)- C_{1-6} alkyl-, and (4-14 membered heterocycloalkyl)- C_{1-6} alkyl-, CN, NO_2 , OR^{a6} , SR^{a6} , $NHOR^{a6}$, $C(O)R^{b6}$, $C(O)NR^{c6}R^{d6}$, $C(O)NR^{c6}(OR^{a6})$, $C(O)OR^{a6}$, $OC(O)R^{b6}$, $OC(O)NR^{c6}R^{d6}$, $NR^{c6}R^{d6}$, $NR^{c6}NR^{c6}R^{d6}$, $NR^{c6}C(O)R^{b6}$, $NR^{c6}C(O)OR^{a6}$, $NR^{c6}C(O)NR^{c5}R^{d6}$, $C(=NR^{e6})R^{b6}$, $C(=NR^{e6})NR^{c6}R^{d6}$, $NR^{c6}C(=NR^{e6})NR^{c6}R^{d6}$, $NR^{c6}C(=NR^{e6})R^{b6}$, $NR^{c6}S(O)R^{b6}$, $NR^{c6}S(O)NR^{c6}R^{d6}$, $NR^{c6}S(O)_2R^{b6}$, $NR^{c6}S(O)(=NR^{e6})R^{b6}$, $NR^{c6}S(O)_2NR^{c6}R^{d6}$, $S(O)R^{b6}$, $S(O)NR^{c6}R^{d6}$, $S(O)_2R^{b6}$, $S(O)_2NR^{c6}R^{d6}$, $OS(O)(=NR^{e6})R^{b6}$, $OS(O)_2R^{b6}$, SF_5 , $P(O)R^{f6}R^{g6}$, $OP(O)(OR^{h6})(OR^{i6})$, $P(O)(OR^{h6})(OR^{i6})$, and $BR^{j6}R^{k6}$, wherein the C_{1-6} alkyl, C_{2-6} alkenyl, C_{2-6} alkynyl, C_{6-14} aryl, C_{3-14} cycloalkyl, 5-14 membered heteroaryl, 4-14 membered heterocycloalkyl, C_{6-14} aryl- C_{1-6} alkyl-, C_{3-14} cycloalkyl- C_{1-6} alkyl-, (5-14 membered heteroaryl)- C_{1-6} alkyl-, and (4-14 membered heterocycloalkyl)- C_{1-6} alkyl- of R^l are each optionally substituted with 1, 2, 3, or 4 independently selected R^j substituents;

each R^{a6} , R^{c6} , and R^{d6} is independently selected from H, C_{1-6} alkyl, C_{1-6} haloalkyl, C_{2-6} alkenyl, C_{2-6} alkynyl, C_{6-14} aryl, C_{3-14} cycloalkyl, 5-14 membered heteroaryl, 4-14 membered heterocycloalkyl, C_{6-14} aryl- C_{1-6} alkyl-, C_{3-14} cycloalkyl- C_{1-6} alkyl-, (5-14 membered heteroaryl)- C_{1-6} alkyl-, and (4-14 membered heterocycloalkyl)- C_{1-6} alkyl-, wherein the C_{1-6} alkyl, C_{2-6} alkenyl, C_{2-6} alkynyl, C_{6-14} aryl, C_{3-14} cycloalkyl, 5-14 membered heteroaryl, 4-14 membered heterocycloalkyl, C_{6-14} aryl- C_{1-6} alkyl-, C_{3-14} cycloalkyl- C_{1-6} alkyl-, (5-14 membered heteroaryl)- C_{1-6} alkyl-, and (4-14 membered heterocycloalkyl)- C_{1-6} alkyl- of R^{a6} , R^{c6} , and R^{d6} are each optionally substituted with 1, 2, 3, or 4 independently selected R^j substituents;

or any R^{c6} and R^{d6} attached to the same N atom, together with the N atom to which they are attached, form a 5- or 6-membered heteroaryl or a 4-14 membered heterocycloalkyl group, wherein the 5- or 6-membered heteroaryl or 4-14 membered heterocycloalkyl group is optionally substituted with 1, 2, 3, or 4 independently selected R^j substituents;

each R^{b6} is independently selected from H, C_{1-6} alkyl, C_{1-6} haloalkyl, C_{2-6} alkenyl, C_{2-6} alkynyl, C_{6-14} aryl, C_{3-14} cycloalkyl, 5-14 membered heteroaryl, 4-14 membered heterocycloalkyl, C_{6-14} aryl- C_{1-6} alkyl-, C_{3-14} cycloalkyl- C_{1-6} alkyl-, (5-14 membered heteroaryl)- C_{1-6} alkyl-, and (4-14 membered heterocycloalkyl)- C_{1-6} alkyl-, wherein the C_{1-6} alkyl, C_{2-6} alkenyl, C_{2-6} alkynyl, C_{6-14} aryl, C_{3-14} cycloalkyl, 5-14 membered heteroaryl, 4-14 membered heterocycloalkyl, C_{6-14} aryl- C_{1-6} alkyl-, C_{3-14} cycloalkyl- C_{1-6} alkyl-, (5-14 membered heteroaryl)- C_{1-6} alkyl-, and (4-14 membered heterocycloalkyl)- C_{1-6} alkyl- of R^{b6} are each optionally substituted with 1, 2, 3, or 4 independently selected R^j substituents;

each R^{e6} is independently selected from H, OH, CN, C_{1-6} alkyl, C_{1-6} alkoxy, C_{1-6} haloalkyl, C_{1-6} haloalkoxy, C_{2-6} alkenyl, C_{2-6} alkynyl, C_{6-14} aryl, C_{3-14} cycloalkyl, 5-14 membered heteroaryl, 4-14 membered heterocycloalkyl, C_{6-14} aryl- C_{1-6} alkyl-, C_{3-14} cycloalkyl- C_{1-6} alkyl-, (5-14 membered heteroaryl)- C_{1-6} alkyl-, and (4-14 membered heterocycloalkyl)- C_{1-6} alkyl-;

each R^{f6} and R^{g6} is independently selected from H, C_{1-6} alkyl, C_{1-6} alkoxy, C_{1-6} haloalkyl, C_{1-6} haloalkoxy, C_{2-6} alkenyl, C_{2-6} alkynyl, C_{6-14} aryl, C_{3-14} cycloalkyl, 5-14 membered heteroaryl, 4-14 membered heterocycloalkyl, C_{6-14} aryl- C_{1-6} alkyl-, C_{3-14} cycloalkyl- C_{1-6} alkyl-, (5-14 membered heteroaryl)- C_{1-6} alkyl-, and (4-14 membered heterocycloalkyl)- C_{1-6} alkyl-;

each R^{h6} and R^{i6} is independently selected from H, C_{1-6} alkyl, C_{1-6} haloalkyl, C_{2-6} alkenyl, C_{2-6} alkynyl, C_{6-14} aryl, C_{3-14} cycloalkyl, 5-14 membered heteroaryl, 4-14 membered heterocycloalkyl, C_{6-14} aryl- C_{1-6} alkyl-, C_{3-14} cycloalkyl- C_{1-6} alkyl-, (5-14 membered heteroaryl)- C_{1-6} alkyl-, and (4-14 membered heterocycloalkyl)- C_{1-6} alkyl-;

each R^{j6} and R^{k6} is independently selected from OH, C_{1-6} alkoxy, and C_{1-6} haloalkoxy;

or, any R^{i6} and R^{k6} attached to the same B atom, together with the B atom to which they are attached, form a 5- or 6-membered heterocycloalkyl group optionally substituted with 1, 2, 3, or 4 substituents independently selected from C_{1-6} alkyl and C_{1-6} haloalkyl;

each R^j is independently selected from D, halo, oxo, C_{1-6} alkyl, C_{1-6} haloalkyl, C_{2-6} alkenyl, C_{2-6} alkynyl, C_{6-14} aryl, C_{3-14} cycloalkyl, 5-14 membered heteroaryl, 4-14 membered heterocycloalkyl, C_{6-14} aryl- C_{1-6} alkyl-, C_{3-14} cycloalkyl- C_{1-6} alkyl-, (5-14 membered heteroaryl)- C_{1-6} alkyl-, and (4-14 membered heterocycloalkyl)- C_{1-6} alkyl-, CN, NO_2 , OR^{a7} , SR^{a7} , $NHOR^{a7}$, $C(O)R^{b7}$, $C(O)NR^{c7}R^{d7}$, $C(O)NR^{c7}(OR^{a7})$, $C(O)OR^{a7}$, $OC(O)R^{b7}$, $OC(O)NR^{c7}R^{d7}$, $NR^{c7}R^{d7}$, $NR^{c7}NR^{c7}R^{d7}$, $NR^{c7}C(O)R^{b7}$, $NR^{c7}C(O)OR^{a7}$, $NR^{c7}C(O)NR^{c7}R^{d7}$, $C(=NR^{e7})R^{b7}$, $C(=NR^{e7})NR^{c7}R^{d7}$, $NR^{c7}C(=NR^{e7})NR^{c7}R^{d7}$, $NR^{c7}C(=NR^{e7})R^{b7}$, $NR^{c7}S(O)R^{b7}$, $NR^{c7}S(O)NR^{c7}R^{d7}$, $NR^{c7}S(O)_2R^{b7}$, $NR^{c7}S(O)(=NR^{e7})R^{b7}$, $NR^{c7}S(O)_2NR^{c7}R^{d7}$, $S(O)R^{b7}$, $S(O)NR^{c7}R^{d7}$, $S(O)_2R^{b7}$, $S(O)_2NR^{c7}R^{d7}$, $OS(O)(=NR^{e7})R^{b7}$, $OS(O)_2R^{b7}$, SF_5 , $P(O)R^{f7}R^{g7}$, $OP(O)(OR^{h7})(OR^{i7})$, $P(O)(OR^{h7})(OR^{i7})$, and $BR^{j7}R^{k7}$, wherein the C_{1-6} alkyl, C_{2-6} alkenyl, C_{2-6} alkynyl, C_{6-14} aryl, C_{3-14} cycloalkyl, 5-14 membered heteroaryl, 4-14 membered heterocycloalkyl, C_{6-14} aryl- C_{1-6} alkyl-, C_{3-14} cycloalkyl- C_{1-6} alkyl-, (5-14 membered heteroaryl)- C_{1-6} alkyl-, and (4-14 membered heterocycloalkyl)- C_{1-6} alkyl- of R^j are each optionally substituted with 1, 2, 3, or 4 independently selected R^K substituents;

each R^{a7} , R^{c7} , and R^{d7} is independently selected from H, C_{1-6} alkyl, C_{1-6} haloalkyl, C_{2-6} alkenyl, C_{2-6} alkynyl, C_{6-14} aryl, C_{3-14} cycloalkyl, 5-14 membered heteroaryl, 4-14 membered heterocycloalkyl, C_{6-14} aryl- C_{1-6} alkyl-, C_{3-14} cycloalkyl- C_{1-6} alkyl-, (5-14 membered heteroaryl)- C_{1-6} alkyl-, and (4-14 membered heterocycloalkyl)- C_{1-6} alkyl- wherein the C_{1-6} alkyl, C_{2-6} alkenyl, C_{2-6} alkynyl, C_{6-14} aryl, C_{3-14} cycloalkyl, 5-14 membered heteroaryl, 4-14 membered heterocycloalkyl, C_{6-14} aryl- C_{1-6} alkyl-, C_{3-14} cycloalkyl- C_{1-6} alkyl-, (5-14 membered heteroaryl)- C_{1-6} alkyl-, and (4-14 membered heterocycloalkyl)- C_{1-6} alkyl- of R^{a7} , R^{c7} , and R^{d7} are each optionally substituted with 1, 2, 3, or 4 independently selected R^K substituents;

or any R^{e7} and R^{d7} attached to the same N atom, together with the N atom to which they are attached, form a 5- or 6-membered heteroaryl or a 4-14 membered heterocycloalkyl group, wherein the 5- or 6-membered heteroaryl or 4-14 membered heterocycloalkyl group is optionally substituted with 1, 2, 3, or 4 independently selected R^K substituents;

each R^{b7} is independently selected from H, C₁₋₆ alkyl, C₁₋₆ haloalkyl, C₂₋₆ alkenyl, C₂₋₆ alkynyl, C₆₋₁₄ aryl, C₃₋₁₄ cycloalkyl, 5-14 membered heteroaryl, 4-14 membered heterocycloalkyl, C₆₋₁₄ aryl-C₁₋₆ alkyl-, C₃₋₁₄ cycloalkyl-C₁₋₆ alkyl-, (5-14 membered heteroaryl)-C₁₋₆ alkyl-, and (4-14 membered heterocycloalkyl)-C₁₋₆ alkyl-, wherein the C₁₋₆ alkyl, C₂₋₆ alkenyl, C₂₋₆ alkynyl, C₆₋₁₄ aryl, C₃₋₁₄ cycloalkyl, 5-14 membered heteroaryl, 4-14 membered heterocycloalkyl, C₆₋₁₄ aryl-C₁₋₆ alkyl-, C₃₋₁₄ cycloalkyl-C₁₋₆ alkyl-, (5-14 membered heteroaryl)-C₁₋₆ alkyl-, and (4-14 membered heterocycloalkyl)-C₁₋₆ alkyl- of R^{b7} are each optionally substituted with 1, 2, 3, or 4 independently selected R^K substituents;

each R^{e7} is independently selected from H, OH, CN, C₁₋₆ alkyl, C₂₋₆ alkenyl, C₁₋₆ alkoxy, C₁₋₆ haloalkyl, C₁₋₆ haloalkoxy, C₂₋₆ alkynyl, C₆₋₁₄ aryl, C₃₋₁₄ cycloalkyl, 5-14 membered heteroaryl, and 4-14 membered heterocycloalkyl;

each R^{f7} and R^{g7} is independently selected from H, C₁₋₆ alkyl, C₁₋₆ alkoxy, C₁₋₆ haloalkyl, C₁₋₆ haloalkoxy, C₂₋₆ alkenyl, C₂₋₆ alkynyl, C₆₋₁₄ aryl, C₃₋₁₄ cycloalkyl, 5-14 membered heteroaryl, 4-14 membered heterocycloalkyl, C₆₋₁₄ aryl-C₁₋₆ alkyl-, C₃₋₁₄ cycloalkyl-C₁₋₆ alkyl-, (5-14 membered heteroaryl)-C₁₋₆ alkyl-, and (4-14 membered heterocycloalkyl)-C₁₋₆ alkyl-;

each R^{h7} and Rⁱ⁷ is independently selected from H, C₁₋₆ alkyl, C₁₋₆ haloalkyl, C₂₋₆ alkenyl, C₂₋₆ alkynyl, C₆₋₁₄ aryl, C₃₋₁₄ cycloalkyl, 5-14 membered heteroaryl, 4-14 membered heterocycloalkyl, C₆₋₁₄ aryl-C₁₋₆ alkyl-, C₃₋₁₄ cycloalkyl-C₁₋₆ alkyl-, (5-14 membered heteroaryl)-C₁₋₆ alkyl-, and (4-14 membered heterocycloalkyl)-C₁₋₆ alkyl-;

each R^{j7} and R^{k7} is independently selected from OH, C₁₋₆ alkoxy, and C₁₋₆ haloalkoxy;

or, any Rⁱ⁷ and R^{k7} attached to the same B atom, together with the B atom to which they are attached, form a 5- or 6-membered heterocycloalkyl group optionally substituted with 1, 2, 3, or 4 substituents independently selected from C₁₋₆ alkyl and C₁₋₆ haloalkyl;

each R^K is independently selected from H, D, OH, halo, oxo, CN, C(O)OH, NH₂, NO₂, SF₅, C₁₋₆ alkyl, C₁₋₆ alkoxy, C₁₋₆ haloalkoxy, C₁₋₆ haloalkyl, C₂₋₆ alkenyl, C₂₋₆ alkynyl, C₆₋₁₄ aryl, C₃₋₁₄ cycloalkyl, 5-14 membered heteroaryl, 4-14 membered heterocycloalkyl, C₆₋₁₄ aryl-C₁₋₆ alkyl-, C₃₋₁₄ cycloalkyl-C₁₋₆ alkyl-, (5-14 membered heteroaryl)-C₁₋₆ alkyl-, and (4-14 membered heterocycloalkyl)-C₁₋₆ alkyl-; and

wherein any heteroaryl group of any of the above-recited substituents optionally comprises an N-oxide on any ring-forming nitrogen.

2. The compound of claim 1, or a pharmaceutically acceptable salt thereof; wherein:

each R^j is independently selected from D, halo, oxo, C_{1-6} alkyl, C_{1-6} haloalkyl, C_{2-6} alkenyl, C_{2-6} alkynyl, C_{6-14} aryl, C_{3-14} cycloalkyl, 5-14 membered heteroaryl, 4-14 membered heterocycloalkyl, C_{6-14} aryl- C_{1-6} alkyl-, C_{3-14} cycloalkyl- C_{1-6} alkyl-, (5-14 membered heteroaryl)- C_{1-6} alkyl-, and (4-14 membered heterocycloalkyl)- C_{1-6} alkyl-, CN, NO_2 , OR^{a7} , SR^{a7} , $NHOR^{a7}$, $C(O)R^{b7}$, $C(O)NR^{c7}R^{d7}$, $C(O)NR^{c7}(OR^{a7})$, $C(O)OR^{a7}$, $OC(O)R^{b7}$, $OC(O)NR^{c7}R^{d7}$, $NR^{c7}R^{d7}$, $NR^{c7}NR^{c7}R^{d7}$, $NR^{c7}C(O)R^{b7}$, $NR^{c7}C(O)OR^{a7}$, $NR^{c7}C(O)NR^{c7}R^{d7}$, $C(=NR^{e7})R^{b7}$, $C(=NR^{e7})NR^{c7}R^{d7}$, $NR^{c7}C(=NR^{e7})NR^{c7}R^{d7}$, $NR^{c7}C(=NR^{e7})R^{b7}$, $NR^{c7}S(O)R^{b7}$, $NR^{c7}S(O)NR^{c7}R^{d7}$, $NR^{c7}S(O)_2R^{b7}$, $NR^{c7}S(O)(=NR^{e7})R^{b7}$, $NR^{c7}S(O)_2NR^{c7}R^{d7}$, $S(O)R^{b7}$, $S(O)NR^{c7}R^{d7}$, $S(O)_2R^{b7}$, $S(O)_2NR^{c7}R^{d7}$, $OS(O)(=NR^{e7})R^{b7}$, $OS(O)_2R^{b7}$, SF_5 , $P(O)R^{f7}R^{g7}$, $OP(O)(OR^{h7})(OR^{i7})$, $P(O)(OR^{h7})(OR^{i7})$, and $BR^{j7}R^{k7}$;

each R^{a7} , R^{c7} , and R^{d7} is independently selected from H, C_{1-6} alkyl, C_{1-6} haloalkyl, C_{2-6} alkenyl, C_{2-6} alkynyl, C_{6-14} aryl, C_{3-14} cycloalkyl, 5-14 membered heteroaryl, 4-14 membered heterocycloalkyl, C_{6-14} aryl- C_{1-6} alkyl-, C_{3-14} cycloalkyl- C_{1-6} alkyl-, (5-14 membered heteroaryl)- C_{1-6} alkyl-, and (4-14 membered heterocycloalkyl)- C_{1-6} alkyl-;

or any R^{c7} and R^{d7} attached to the same N atom, together with the N atom to which they are attached, form a 5- or 6-membered heteroaryl or a 4-14-membered heterocycloalkyl group; and

each R^{b7} is independently selected from H, C_{1-6} alkyl, C_{2-6} alkenyl, C_{2-6} alkynyl, C_{6-14} aryl, C_{3-14} cycloalkyl, 5-14 membered heteroaryl, 4-14 membered heterocycloalkyl, C_{6-14} aryl- C_{1-6} alkyl-, C_{3-14} cycloalkyl- C_{1-6} alkyl-, (5-14 membered heteroaryl)- C_{1-6} alkyl-, and (4-14 membered heterocycloalkyl)- C_{1-6} alkyl-.

3. The compound of claim 1 or 2, or a pharmaceutically acceptable salt thereof; wherein:

each R^l is independently selected from D, halo, oxo, C_{1-6} alkyl, C_{1-6} haloalkyl, C_{2-6} alkenyl, C_{2-6} alkynyl, C_{6-14} aryl, C_{3-14} cycloalkyl, 5-14 membered heteroaryl, 4-14 membered heterocycloalkyl, C_{6-14} aryl- C_{1-6} alkyl-, C_{3-14} cycloalkyl- C_{1-6} alkyl-, (5-14 membered heteroaryl)- C_{1-6} alkyl-, and (4-14 membered heterocycloalkyl)- C_{1-6} alkyl-, CN, NO_2 , OR^{a6} , SR^{a6} , $NHOR^{a6}$, $C(O)R^{b6}$, $C(O)NR^{c6}R^{d6}$, $C(O)NR^{c6}(OR^{a6})$, $C(O)OR^{a6}$, $OC(O)R^{b6}$, $OC(O)NR^{c6}R^{d6}$, $NR^{c6}R^{d6}$, $NR^{c6}NR^{c6}R^{d6}$, $NR^{c6}C(O)R^{b6}$, $NR^{c6}C(O)OR^{a6}$, $NR^{c6}C(O)NR^{c6}R^{d6}$, $C(=NR^{e6})R^{b6}$, $C(=NR^{e6})NR^{c6}R^{d6}$, $NR^{c6}C(=NR^{e6})NR^{c6}R^{d6}$, $NR^{c6}C(=NR^{e6})R^{b6}$, $NR^{c6}S(O)R^{b6}$, $NR^{c6}S(O)NR^{c6}R^{d6}$, $NR^{c6}S(O)_2R^{b6}$, $NR^{c6}S(O)(=NR^{e6})R^{b6}$, $NR^{c6}S(O)_2NR^{c6}R^{d6}$, $S(O)R^{b6}$, $S(O)NR^{c6}R^{d6}$, $S(O)_2R^{b6}$, $S(O)_2NR^{c6}R^{d6}$, $OS(O)(=NR^{e6})R^{b6}$, $OS(O)_2R^{b6}$, SF_5 , $P(O)R^{f6}R^{g6}$, $OP(O)(OR^{h6})(OR^{i6})$, $P(O)(OR^{h6})(OR^{i6})$, and $BR^{j6}R^{k6}$;

each R^{a6} , R^{c6} , and R^{d6} is independently selected from H, C_{1-6} alkyl, C_{1-6} haloalkyl, C_{2-6} alkenyl, C_{2-6} alkynyl, C_{6-14} aryl, C_{3-14} cycloalkyl, 5-14 membered heteroaryl, 4-14 membered heterocycloalkyl, C_{6-14} aryl- C_{1-6} alkyl-, C_{3-14} cycloalkyl- C_{1-6} alkyl-, (5-14 membered heteroaryl)- C_{1-6} alkyl-, and (4-14 membered heterocycloalkyl)- C_{1-6} alkyl-;

or any R^{c6} and R^{d6} attached to the same N atom, together with the N atom to which they are attached, form a 5- or 6-membered heteroaryl or a 4-14-membered heterocycloalkyl group; and

each R^{b6} is independently selected from H, C_{1-6} alkyl, C_{1-6} haloalkyl, C_{2-6} alkenyl, C_{2-6} alkynyl, C_{6-14} aryl, C_{3-14} cycloalkyl, 5-14 membered heteroaryl, 4-14 membered heterocycloalkyl, C_{6-14} aryl- C_{1-6} alkyl-, C_{3-14} cycloalkyl- C_{1-6} alkyl-, (5-14 membered heteroaryl)- C_{1-6} alkyl-, and (4-14 membered heterocycloalkyl)- C_{1-6} alkyl-.

4. The compound of any one of claims 1-3, or a pharmaceutically acceptable salt thereof, wherein:

(a) Cy^1 is C_{6-14} aryl, wherein the C_{6-14} aryl is optionally substituted with 1, 2, 3, or 4 independently selected R^E substituents;

(b) Cy^1 is C_{3-14} cycloalkyl, wherein the C_{3-14} cycloalkyl is optionally substituted with 1, 2, 3, or 4 independently selected R^E substituents;

(c) Cy^1 is 5-14 membered heteroaryl, wherein the 5-14 membered heteroaryl is optionally substituted with 1, 2, 3, or 4 independently selected R^E substituents;

(d) Cy^1 is phenyl or 5-10 membered heteroaryl, wherein the phenyl or 5-10 membered heteroaryl is optionally substituted with 1, 2, 3, or 4 independently selected R^E substituents;

(e) Cy^1 is selected from phenyl, pyridinyl, furanyl, benzofuranyl, and pyrazolyl, each of which is optionally substituted with 1, 2, or 3 substituents selected from C_{1-3} alkyl, halo, CN, and C_{1-3} alkoxy;

(f) Cy^1 is selected from cyanophenyl, cyanofluorophenyl, 2,3-dihydro-1*H*-pyrrolo[2,3-*b*]pyridine, phenyl, methoxyphenyl, fluorophenyl, pyridinyl, methylfuranyl, benzofuranyl, and methyl-1*H*-pyrazolyl;

(g) Cy^1 is selected from 2-cyanophenyl, 3-cyanophenyl, 3-cyano-2-fluorophenyl, 2,3-dihydro-1*H*-pyrrolo[2,3-*b*]pyridine, phenyl, 3-methoxyphenyl, 2-fluorophenyl, pyridine-4-yl, 2-methylfuran-3-yl, benzofuran-2-yl, and 1-methyl-1*H*-pyrazol-4-yl; or

(h) Cy^1 is selected from 3-cyanophenyl and phenyl.

5. The compound of any one of claims 1-4, or a pharmaceutically acceptable salt thereof, wherein:

(a) Cy^2 is C_{6-14} aryl, wherein the C_{6-14} aryl is optionally substituted with 1, 2, 3, or 4 independently selected R^F substituents;

(b) Cy^2 is C_{3-14} cycloalkyl, wherein the C_{3-14} cycloalkyl is optionally substituted with 1, 2, 3, or 4 independently selected R^F substituents;

(c) Cy^2 is 5-14 membered heteroaryl, wherein the 5-14 membered heteroaryl is optionally substituted with 1, 2, 3, or 4 independently selected R^F substituents;

(d) Cy^2 is 4-14 membered heterocycloalkyl, wherein the 4-14 membered heterocycloalkyl is optionally substituted with 1, 2, 3, or 4 independently selected R^F substituents;

(e) Cy² is selected from C₃₋₆ cycloalkyl, phenyl, 5-10 membered heteroaryl, and 5-10 membered heterocycloalkyl;

wherein the 5-10 membered heteroaryl and 5-10 membered heterocycloalkyl each comprise one, two, or three nitrogen atoms as ring-forming heteroatoms, wherein one of the one or two nitrogen atoms is optionally an N-oxide, and wherein a ring-forming carbon atom is optionally substituted by oxo; and

wherein the C₃₋₆ cycloalkyl, phenyl, 5-10 membered heteroaryl, and 5-10 membered heterocycloalkyl are each optionally substituted with 1, 2, or 3 substituents selected from C₁₋₃ alkyl, C₁₋₃ alkyl-OH, halo, CN, C₁₋₃ alkoxy, and C(O)NH₂;

(f) Cy² is selected from pyridinyl, tetrahydropyridinyl, piperidinyl, pyridine-N-oxide, oxodihydropyridinyl, phenyl, pyrazolo[1,5-a]pyridin-3-yl, pyrazolo[1,5-b]pyridazinyl, pyrazolyl, pyrimidinyl, quinolinyl, oxazolyl, 2,3-dihydro-[1,4]dioxino[2,3-b]pyridin-8-yl, and triazolyl each of which is optionally substituted with 1, 2, or 3 substituents selected from C₁₋₃ alkyl, C₁₋₃ alkyl-OH, halo, CN, C₁₋₃ alkoxy, and C(O)NH₂;

(g) Cy² is cyclopropyl optionally substituted with 1, 2, or 3 substituents selected from C₁₋₃ alkyl, halo, CN, C₁₋₃ alkoxy, and C(O)NH₂; or

(h) Cy² is selected from 2,6-dimethylpyridin-4-yl, pyridin-4-yl, 2-methylpyridin-4-yl, 1-carbamoyl-1,2,3,6-tetrahydropyridin-4-yl, 1-carbamoylpiperidin-4-yl, 2-methoxypyridin-4-yl, 2-methoxy-6-methylpyridin-4-yl, 2,6-dimethylpyridin-4-yl-1-oxide, 1-ethyl-6-oxo-1,6-dihydropyridin-3-yl, 3-methylpyridin-4-yl, 3-fluoropyridin-4-yl, 3-chloropyridin-4-yl, 3-methoxypyridin-4-yl, 3-cyanopyridin-4-yl, 4-carbamoylphenyl, pyrazolo[1,5-a]pyridin-3-yl, pyrazolo[1,5-b]pyridazin-3-yl, 5-methyl-1H-pyrazol-4-yl, 1-ethyl-1H-pyrazol-5-yl, 1-isopropyl-1H-pyrazol-5-yl, 1-propyl-1H-pyrazol-5-yl, pyrimidin-4-yl, 2,3-dihydro-[1,4]dioxino[2,3-b]pyridin-8-yl, quinolin-5-yl, 5-fluoropyrimidin-4-yl, oxazol-5-yl, 4-methyloxazol-5-yl, 4-ethyloxazol-5-yl, 4-(hydroxymethyl)-2-methyloxazol-5-yl, 4-(methoxymethyl)-2-methyloxazol-5-yl, 4-(hydroxymethyl)-2-methyloxazol-5-yl, 1-ethyl-1H-1,2,3-triazol-5-yl, and cyclopropyl.

6. The compound of any one of claims 1-5, or a pharmaceutically acceptable salt thereof, wherein:

- (a) R¹ is selected from H and C₁₋₆ alkyl;
- (b) R¹ is H or C₁₋₃ alkyl;
- (c) R¹ is H or ethyl; or
- (d) R¹ is H.

7. The compound of any one of claims 1-6, or a pharmaceutically acceptable salt thereof, wherein:

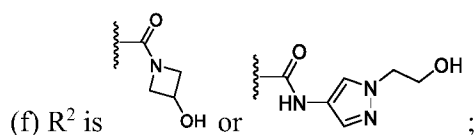
(a) R^2 is selected from C_{6-14} aryl, C_{3-14} cycloalkyl, 5-14 membered heteroaryl, 4-14 membered heterocycloalkyl, C_{6-14} aryl- C_{1-6} alkyl-, C_{3-14} cycloalkyl- C_{1-6} alkyl-, (5-14 membered heteroaryl)- C_{1-6} alkyl-, (4-14 membered heterocycloalkyl)- C_{1-6} alkyl-, OR^{a2} , $NR^{c2}R^{d2}$, $C(O)R^{b2}$, $C(O)NR^{c2}R^{d2}$, and $C(O)OR^{a2}$, wherein the C_{6-14} aryl, C_{3-14} cycloalkyl, 5-14 membered heteroaryl, 4-14 membered heterocycloalkyl, C_{6-14} aryl- C_{1-6} alkyl-, C_{3-14} cycloalkyl- C_{1-6} alkyl-, (5-14 membered heteroaryl)- C_{1-6} alkyl-, and (4-14 membered heterocycloalkyl)- C_{1-6} alkyl-, are each optionally substituted with 1, 2, or 3 independently selected R^C substituents;

(b) R^2 is selected from C_{6-14} aryl, C_{3-14} cycloalkyl, 5-14 membered heteroaryl, 4-14 membered heterocycloalkyl, C_{6-14} aryl- C_{1-6} alkyl-, C_{3-14} cycloalkyl- C_{1-6} alkyl-, (5-14 membered heteroaryl)- C_{1-6} alkyl-, (4-14 membered heterocycloalkyl)- C_{1-6} alkyl-, OR^{a2} , $NR^{c2}R^{d2}$, $C(O)R^{b2}$, $C(O)NR^{c2}R^{d2}$, and $C(O)OR^{a2}$, wherein the C_{6-14} aryl, C_{3-14} cycloalkyl, 5-14 membered heteroaryl, 4-14 membered heterocycloalkyl, C_{6-14} aryl- C_{1-6} alkyl-, C_{3-14} cycloalkyl- C_{1-6} alkyl-, (5-14 membered heteroaryl)- C_{1-6} alkyl-, and (4-14 membered heterocycloalkyl)- C_{1-6} alkyl-, are each substituted with 1, 2, or 3 independently selected R^C substituents;

(c) R^2 is selected from phenyl, 5-6 membered heteroaryl, $C(O)R^{b2}$, $C(O)NR^{c2}R^{d2}$, and $C(O)OR^{a2}$, wherein the phenyl and 5-6 membered heteroaryl are each optionally substituted with 1 or 2 independently selected R^C substituents;

(d) R^2 is selected from $C(O)OEt$, $CONH_2$, and $C(O)NHEt$;

(e) R^2 selected from phenyl and 5-6 membered heteroaryl, each of which is optionally substituted with $C(O)OMe$;



(g) R^2 is selected from pyridinylmethyl, hydroxy(phenyl)methyl, hydroxyethylamino(phenyl)ethyl, cyclohexylmethyl, fluorobenzyl, hydroxy(fluorophenyl)methyl, (methylpyridinyl)methyl, (fluoropyridinyl)methyl, (trifluoromethylpyridinyl)methyl, ((hydroxymethyl)pyridinyl)methyl, (methoxypyridinyl)methyl, (methylpyrazolyl)benzyl, (methylpyrazolyl)methyl, benzoisoxazolylmethyl, (methylindazolyl)methyl, (hydroxyazetidyl)methyl, benzoyl, phenylcyclopropyl, (cyano(phenyl)methyl)amino, tetrahydrofuranyl, phenyl(pyridinyloxy)methyl, fluoro((fluorohydroxypyrrolidinyl)methyl)benzyl, ((carboxypiperidinyl)methyl)fluorobenzyl, fluoro((N-methylmethylsulfonamido)methyl)benzyl, ((dioximidazolidinyl)methyl)fluorobenzyl, (difluorophenyl)(hydroxy)methyl, (pyridinyl-1H-tetrazolyl)methyl, (pyrazolyl-1H-tetrazolyl)methyl, (thiazolyl-1H-tetrazolyl)methyl, (methyltrifluoromethylpyrazolyl)methyl, ((1,1-dioxidoisothiazolidinyl)methyl)fluorobenzyl, ((methyl-2,5-dioximidazolidinyl)methyl)benzyl, and (cyanophenoxy)methyl; or

(h) R^2 is selected from pyridin-2-ylmethyl, hydroxy(phenyl)methyl, (2-hydroxyethylamino)(phenyl)methyl, cyclohexylmethyl, 2-fluorobenzyl, (2-

fluorophenyl)(hydroxy)methyl, (6-methylpyridin-2-yl)methyl, (3-fluoropyridin-2-yl)methyl, (3-methoxypyridin-2-yl)methyl, 2-(1-methyl-1H-pyrazol-4-yl)benzyl, benzo[d]isoxazol-3-ylmethyl, (1-methyl-1H-indazol-3-yl)methyl, (3-hydroxyazetidin-1-yl)methyl, benzoyl, 1-phenylcyclopropyl, (cyano(phenyl)methyl)amino, tetrahydrofuran-3-yl, phenyl(pyridin-2-yloxy)methyl, 2-fluoro-6-(((3R,4R)-3-fluoro-4-hydroxypyrrolidin-1-yl)methyl)benzyl, 2-((4-carboxypiperidin-1-yl)methyl)-6-fluorobenzyl, 2-fluoro-6-((N-methylmethylsulfonamido)methyl)benzyl, 2-((2,5-dioxoimidazolidin-1-yl)methyl)-6-fluorobenzyl, (2,6-difluorophenyl)(hydroxy)methyl, (5-(pyridin-2-yl)-1H-tetrazol-1-yl)methyl, (5-(1H-pyrazol-1-yl)-1H-tetrazol-1-yl)methyl, (5-(thiazol-4-yl)-1H-tetrazol-1-yl)methyl, (5-methyl-3-(trifluoromethyl)-1H-pyrazol-1-yl)methyl, (3-methylpyridin-2-yl)methyl, 2-((1,1-dioxidoisothiazolidin-2-yl)methyl)-6-fluorobenzyl, 2-fluoro-6-((3-methyl-2,5-dioxoimidazolidin-1-yl)methyl)benzyl, (6-(trifluoromethyl)pyridin-2-yl)methyl, (3-(hydroxymethyl)pyridin-2-yl)methyl, (1-methyl-1H-pyrazol-3-yl)methyl, and (2-cyanophenoxy)methyl, (3-methylpyridin-2-yl)methoxy, (6-methylpyridin-2-yl)methoxy, and ((3-methylpyridin-2-yl)methyl)amino.

8. The compound of any one of claims 1-7, or a pharmaceutically acceptable salt thereof, wherein each R^C is independently selected from halo, C_{1-6} alkyl, C_{6-14} aryl, 5-14 membered heteroaryl, (4-14 membered heterocycloalkyl)- C_{1-6} alkyl-, OR^{a4} , $C(O)OR^{a4}$, and $NR^{c4}R^{d4}$, wherein the C_{1-6} alkyl, 5-14 membered heteroaryl, and (4-14 membered heterocycloalkyl)- C_{1-6} alkyl- are optionally substituted with 1, 2, or 3 independently selected R^H substituents.

9. The compound of any one of claims 1-8, or a pharmaceutically acceptable salt thereof, wherein each R^H is independently selected from halo, oxo, C_{1-6} alkyl, C_{1-6} haloalkyl, OR^{a5} , $C(O)OR^{a5}$, and $NR^{c5}S(O)_2R^{b5}$.

10. The compound of any one of claims 1-9, or a pharmaceutically acceptable salt thereof, wherein:

(a) R^3 is selected from H, halo, C_{1-6} alkyl, C_{6-14} aryl, 5-14 membered heteroaryl, CN, and OR^{a3} , wherein the C_{1-6} alkyl, C_{6-14} aryl, and 5-14 membered heteroaryl are each optionally substituted with 1, 2, or 3 independently selected R^D substituents;

(b) R^3 is selected from H, C_{1-3} alkyl, halo, CN, morpholinomethyl, 4-ethoxyphenyl, 2-hydroxyethoxy, and pyridinyl; or

(c) R^3 is selected from H, methyl, bromo, CN, morpholinomethyl, 4-ethoxyphenyl, 2-hydroxyethoxy, and pyridinyl.

11. The compound of claim 1, or a pharmaceutically acceptable salt thereof; wherein:
 R^1 is selected from H and C_{1-6} alkyl;

R^2 is selected from C_{6-14} aryl, 5-14 membered heteroaryl, $C(O)R^{b2}$, $C(O)NR^{c2}R^{d2}$, and $C(O)OR^{a2}$, wherein the C_{6-14} aryl and 5-14 membered heteroaryl of R^2 are each optionally substituted with 1, 2, 3, or 4 independently selected R^C substituents;

R^3 is selected from H, D, halo, C_{1-6} alkyl, C_{1-6} haloalkyl, C_{6-14} aryl, 5-14 membered heteroaryl, CN, and OR^{a3} , wherein the C_{1-6} alkyl, C_{6-14} aryl, and 5-14 membered heteroaryl of R^3 are each optionally substituted with 1, 2, 3, or 4 independently selected R^D substituents;

Cy^1 is phenyl optionally substituted with 1, 2, 3, or 4 independently selected R^M substituents, or C_{10-14} aryl or 5-14 membered heteroaryl, wherein the C_{10-14} aryl and 5-14 membered heteroaryl of Cy^1 is optionally substituted with 1, 2, 3, or 4 independently selected R^E substituents;

Cy^2 is C_{6-14} aryl, C_{3-14} cycloalkyl, 5-14 membered heteroaryl or 4-14 membered heterocycloalkyl, wherein the C_{6-14} aryl, C_{3-14} cycloalkyl, 5-14 membered heteroaryl and 4-14 membered heterocycloalkyl of Cy^2 are each optionally substituted with 1, 2, 3, or 4 independently selected R^F substituents;

each R^{a2} , R^{c2} , R^{d2} , and R^{a3} is independently selected from H, C_{1-6} alkyl, C_{1-6} haloalkyl, C_{2-6} alkenyl, C_{2-6} alkynyl, C_{6-14} aryl, C_{3-14} cycloalkyl, 5-14 membered heteroaryl, and 4-14 membered heterocycloalkyl, wherein the C_{1-6} alkyl, C_{2-6} alkenyl, C_{2-6} alkynyl, C_{6-14} aryl, C_{3-14} cycloalkyl, 5-14 membered heteroaryl, and 4-14 membered heterocycloalkyl of R^{a2} , R^{c2} , R^{d2} , and R^{a3} are each optionally substituted with 1, 2, 3, or 4 independently selected R^G substituents;

each R^{b2} is independently selected from C_{1-6} alkyl, C_{1-6} haloalkyl, C_{2-6} alkenyl, C_{2-6} alkynyl, C_{6-14} aryl, C_{3-14} cycloalkyl, 5-14 membered heteroaryl, and 4-14 membered heterocycloalkyl, wherein the C_{1-6} alkyl, C_{2-6} alkenyl, C_{2-6} alkynyl, C_{6-14} aryl, C_{3-14} cycloalkyl, 5-14 membered heteroaryl, and 4-14 membered heterocycloalkyl are each optionally substituted with 1, 2, 3, or 4 independently selected R^G substituents;

each R^C , R^D , R^E , R^F , and R^G is independently selected from D, halo, oxo, C_{1-6} alkyl, C_{1-6} haloalkyl, C_{2-6} alkenyl, C_{2-6} alkynyl, C_{6-14} aryl, C_{3-14} cycloalkyl, 5-14 membered heteroaryl, 4-14 membered heterocycloalkyl, CN, NO_2 , OR^{a4} , SR^{a4} , $NHOR^{a4}$, $C(O)R^{b4}$, $C(O)NR^{c4}R^{d4}$, $C(O)OR^{a4}$, $OC(O)R^{b4}$, $OC(O)NR^{c4}R^{d4}$, $NR^{c4}R^{d4}$, $NR^{c4}C(O)R^{b4}$, $NR^{c4}C(O)OR^{a4}$, $NR^{c4}C(O)NR^{c4}R^{d4}$, $C(=NR^{e4})R^{b4}$, $C(=NR^{e4})NR^{c4}R^{d4}$, $NR^{c4}C(=NR^{e4})NR^{c4}R^{d4}$, $NR^{c4}S(O)R^{b4}$, $NR^{c4}S(O)_2R^{b4}$, and $NR^{c4}S(O)_2NR^{c4}R^{d4}$, wherein the C_{1-6} alkyl, C_{2-6} alkenyl, C_{2-6} alkynyl, C_{6-14} aryl, C_{3-14} cycloalkyl, 5-14 membered heteroaryl, and 4-14 membered heterocycloalkyl of R^C , R^D , R^E , R^F , and R^G are each optionally substituted with 1, 2, 3, or 4 independently selected R^H substituents;

each R^M is independently selected from D, halo, oxo, C_{1-6} alkyl, C_{1-6} haloalkyl, C_{2-6} alkenyl, C_{2-6} alkynyl, C_{6-14} aryl, C_{3-14} cycloalkyl, 5-14 membered heteroaryl, 4-14 membered heterocycloalkyl, 2-CN, 3-CN, NO_2 , OR^{a4} , SR^{a4} , $NHOR^{a4}$, $C(O)R^{b4}$, $C(O)NR^{c4}R^{d4}$, $C(O)OR^{a4}$, $OC(O)R^{b4}$, $OC(O)NR^{c4}R^{d4}$, $NR^{c4}R^{d4}$, $NR^{c4}C(O)R^{b4}$, $NR^{c4}C(O)OR^{a4}$, $NR^{c4}C(O)NR^{c4}R^{d4}$, $C(=NR^{e4})R^{b4}$, $C(=NR^{e4})NR^{c4}R^{d4}$, $NR^{c4}C(=NR^{e4})NR^{c4}R^{d4}$, $NR^{c4}S(O)R^{b4}$, $NR^{c4}S(O)_2R^{b4}$, and $NR^{c4}S(O)_2NR^{c4}R^{d4}$, wherein the C_{1-6} alkyl, C_{2-6} alkenyl, C_{2-6} alkynyl, C_{6-14} aryl, C_{3-14} cycloalkyl, 5-14 membered

heteroaryl, and 4-14 membered heterocycloalkyl of R^M are each optionally substituted with 1, 2, 3, or 4 independently selected R^H substituents;

each R^{a4} , R^{c4} , and R^{d4} is independently selected from H, C_{1-6} alkyl, C_{1-6} haloalkyl, C_{2-6} alkenyl, C_{2-6} alkynyl, C_{6-14} aryl, C_{3-14} cycloalkyl, 5-14 membered heteroaryl, and 4-14 membered heterocycloalkyl, wherein the C_{1-6} alkyl, C_{2-6} alkenyl, C_{2-6} alkynyl, C_{6-14} aryl, C_{3-14} cycloalkyl, 5-14 membered heteroaryl, and 4-14 membered heterocycloalkyl of R^{a4} , R^{c4} , and R^{d4} are each optionally substituted with 1, 2, 3, or 4 independently selected R^H substituents;

each R^{b4} is independently selected from C_{1-6} alkyl, C_{1-6} haloalkyl, C_{2-6} alkenyl, C_{2-6} alkynyl, C_{6-14} aryl, C_{3-14} cycloalkyl, 5-14 membered heteroaryl, and 4-14 membered heterocycloalkyl, wherein the C_{1-6} alkyl, C_{2-6} alkenyl, C_{2-6} alkynyl, C_{6-14} aryl, C_{3-14} cycloalkyl, 5-14 membered heteroaryl, and 4-14 membered heterocycloalkyl are each optionally substituted with 1, 2, 3, or 4 independently selected R^H substituents;

each R^{e4} is independently selected from H, OH, CN, C_{1-6} alkyl, C_{1-6} alkoxy, C_{1-6} haloalkyl, and C_{1-6} haloalkoxy;

each R^H is independently selected from D, halo, oxo, C_{1-6} alkyl, C_{1-6} haloalkyl, C_{2-6} alkenyl, C_{2-6} alkynyl, C_{6-14} aryl, C_{3-14} cycloalkyl, 5-14 membered heteroaryl, 4-14 membered heterocycloalkyl, CN, NO_2 , OR^{a5} , SR^{a5} , $NHOR^{a5}$, $C(O)R^{b5}$, $C(O)NR^{c5}R^{d5}$, $C(O)OR^{a5}$, $OC(O)R^{b5}$, $OC(O)NR^{c5}R^{d5}$, $NR^{c5}R^{d5}$, $NR^{c5}C(O)R^{b5}$, $NR^{c5}C(O)OR^{a5}$, $NR^{c5}C(O)NR^{c5}R^{d5}$, $C(=NR^{e5})R^{b5}$, $C(=NR^{e5})NR^{c5}R^{d5}$, $NR^{c5}C(=NR^{e5})NR^{c5}R^{d5}$, $NR^{c5}S(O)R^{b5}$, $NR^{c5}S(O)_2R^{b5}$, and $NR^{c5}S(O)_2NR^{c5}R^{d5}$, wherein the C_{1-6} alkyl, C_{2-6} alkenyl, C_{2-6} alkynyl, C_{6-14} aryl, C_{3-14} cycloalkyl, 5-14 membered heteroaryl, 4-14 membered heterocycloalkyl, of R^H are each optionally substituted with 1, 2, 3, or 4 independently selected R^I substituents;

each R^{a5} , R^{c5} , and R^{d5} is independently selected from H, C_{1-6} alkyl, C_{1-6} haloalkyl, C_{2-6} alkenyl, C_{2-6} alkynyl, C_{6-14} aryl, C_{3-14} cycloalkyl, 5-14 membered heteroaryl, and 4-14 membered heterocycloalkyl, wherein the C_{1-6} alkyl, C_{2-6} alkenyl, C_{2-6} alkynyl, C_{6-14} aryl, C_{3-14} cycloalkyl, 5-14 membered heteroaryl, and 4-14 membered heterocycloalkyl of R^{a4} , R^{c4} , and R^{d4} are each optionally substituted with 1, 2, 3, or 4 independently selected R^I substituents;

each R^{b5} is independently selected from C_{1-6} alkyl, C_{1-6} haloalkyl, C_{2-6} alkenyl, C_{2-6} alkynyl, C_{6-14} aryl, C_{3-14} cycloalkyl, 5-14 membered heteroaryl, and 4-14 membered heterocycloalkyl, wherein the C_{1-6} alkyl, C_{2-6} alkenyl, C_{2-6} alkynyl, C_{6-14} aryl, C_{3-14} cycloalkyl, 5-14 membered heteroaryl, and 4-14 membered heterocycloalkyl are each optionally substituted with 1, 2, 3, or 4 independently selected R^I substituents;

each R^{e5} is independently selected from H, OH, CN, C_{1-6} alkyl, C_{1-6} alkoxy, C_{1-6} haloalkyl, and C_{1-6} haloalkoxy;

each R^I is independently selected from D, halo, oxo, C_{1-6} alkyl, C_{1-6} haloalkyl, C_{2-6} alkenyl, C_{2-6} alkynyl, C_{6-14} aryl, C_{3-14} cycloalkyl, 5-14 membered heteroaryl, 4-14 membered heterocycloalkyl, CN, NO_2 , OR^{a6} , SR^{a6} , $NHOR^{a6}$, $C(O)R^{b6}$, $C(O)NR^{c6}R^{d6}$, $C(O)OR^{a6}$, $OC(O)R^{b6}$, $OC(O)NR^{c6}R^{d6}$,

$\text{NR}^{\text{c6}}\text{R}^{\text{d6}}$, $\text{NR}^{\text{c6}}\text{C}(\text{O})\text{R}^{\text{b6}}$, $\text{NR}^{\text{c6}}\text{C}(\text{O})\text{OR}^{\text{a6}}$, $\text{NR}^{\text{c6}}\text{C}(\text{O})\text{NR}^{\text{c6}}\text{R}^{\text{d6}}$, $\text{C}(=\text{NR}^{\text{e6}})\text{R}^{\text{b6}}$, $\text{C}(=\text{NR}^{\text{e6}})\text{NR}^{\text{c6}}\text{R}^{\text{d6}}$, $\text{NR}^{\text{c6}}\text{C}(=\text{NR}^{\text{e6}})\text{NR}^{\text{c6}}\text{R}^{\text{d6}}$, $\text{NR}^{\text{c6}}\text{S}(\text{O})\text{R}^{\text{b6}}$, $\text{NR}^{\text{c6}}\text{S}(\text{O})_2\text{R}^{\text{b6}}$, and $\text{NR}^{\text{c6}}\text{S}(\text{O})_2\text{NR}^{\text{c6}}\text{R}^{\text{d6}}$, wherein the C_{1-6} alkyl, C_{2-6} alkenyl, C_{2-6} alkynyl, C_{6-14} aryl, C_{3-14} cycloalkyl, 5-14 membered heteroaryl, 4-14 membered heterocycloalkyl, of R^{H} are each optionally substituted with 1, 2, 3, or 4 independently selected R^{J} substituents;

each R^{a6} , R^{c6} , and R^{d6} is independently selected from H, C_{1-6} alkyl, C_{1-6} haloalkyl, C_{2-6} alkenyl, C_{2-6} alkynyl, C_{6-14} aryl, C_{3-14} cycloalkyl, 5-14 membered heteroaryl, and 4-14 membered heterocycloalkyl, wherein the C_{1-6} alkyl, C_{2-6} alkenyl, C_{2-6} alkynyl, C_{6-14} aryl, C_{3-14} cycloalkyl, 5-14 membered heteroaryl, and 4-14 membered heterocycloalkyl of R^{a6} , R^{c6} , and R^{d6} are each optionally substituted with 1, 2, 3, or 4 independently selected R^{J} substituents;

each R^{b6} is independently selected from C_{1-6} alkyl, C_{1-6} haloalkyl, C_{2-6} alkenyl, C_{2-6} alkynyl, C_{6-14} aryl, C_{3-14} cycloalkyl, 5-14 membered heteroaryl, and 4-14 membered heterocycloalkyl, wherein the C_{1-6} alkyl, C_{2-6} alkenyl, C_{2-6} alkynyl, C_{6-14} aryl, C_{3-14} cycloalkyl, 5-14 membered heteroaryl, and 4-14 membered heterocycloalkyl are each optionally substituted with 1, 2, 3, or 4 independently selected R^{J} substituents;

each R^{e6} is independently selected from H, OH, CN, C_{1-6} alkyl, C_{1-6} alkoxy, C_{1-6} haloalkyl, and C_{1-6} haloalkoxy;

each R^{J} is independently selected from D, halo, oxo, C_{1-6} alkyl, C_{1-6} haloalkyl, C_{2-6} alkenyl, C_{2-6} alkynyl, C_{6-14} aryl, C_{3-14} cycloalkyl, 5-14 membered heteroaryl, 4-14 membered heterocycloalkyl, CN, NO_2 , OR^{a7} , SR^{a7} , NHOR^{a7} , $\text{C}(\text{O})\text{R}^{\text{b7}}$, $\text{C}(\text{O})\text{NR}^{\text{c7}}\text{R}^{\text{d7}}$, $\text{C}(\text{O})\text{OR}^{\text{a7}}$, $\text{OC}(\text{O})\text{R}^{\text{b7}}$, $\text{OC}(\text{O})\text{NR}^{\text{c7}}\text{R}^{\text{d7}}$, $\text{NR}^{\text{c7}}\text{R}^{\text{d7}}$, $\text{NR}^{\text{c7}}\text{C}(\text{O})\text{R}^{\text{b7}}$, $\text{NR}^{\text{c7}}\text{C}(\text{O})\text{OR}^{\text{a7}}$, $\text{NR}^{\text{c7}}\text{C}(\text{O})\text{NR}^{\text{c7}}\text{R}^{\text{d7}}$, $\text{C}(=\text{NR}^{\text{e7}})\text{R}^{\text{b7}}$, $\text{C}(=\text{NR}^{\text{e7}})\text{NR}^{\text{c7}}\text{R}^{\text{d7}}$, $\text{NR}^{\text{c7}}\text{C}(=\text{NR}^{\text{e7}})\text{NR}^{\text{c7}}\text{R}^{\text{d7}}$, $\text{NR}^{\text{c7}}\text{S}(\text{O})\text{R}^{\text{b7}}$, $\text{NR}^{\text{c7}}\text{S}(\text{O})_2\text{R}^{\text{b7}}$, and $\text{NR}^{\text{c7}}\text{S}(\text{O})_2\text{NR}^{\text{c7}}\text{R}^{\text{d7}}$, wherein the C_{1-6} alkyl, C_{2-6} alkenyl, C_{2-6} alkynyl, C_{6-14} aryl, C_{3-14} cycloalkyl, 5-14 membered heteroaryl, 4-14 membered heterocycloalkyl, of R^{H} are each optionally substituted with 1, 2, 3, or 4 independently selected R^{K} substituents;

each R^{a7} , R^{c7} , and R^{d7} is independently selected from H, C_{1-6} alkyl, C_{1-6} haloalkyl, C_{2-6} alkenyl, C_{2-6} alkynyl, C_{6-14} aryl, C_{3-14} cycloalkyl, 5-14 membered heteroaryl, and 4-14 membered heterocycloalkyl, wherein the C_{1-6} alkyl, C_{2-6} alkenyl, C_{2-6} alkynyl, C_{6-14} aryl, C_{3-14} cycloalkyl, 5-14 membered heteroaryl, and 4-14 membered heterocycloalkyl of R^{a7} , R^{c7} , and R^{d7} are each optionally substituted with 1, 2, 3, or 4 independently selected R^{K} substituents;

each R^{b7} is independently selected from C_{1-6} alkyl, C_{1-6} haloalkyl, C_{2-6} alkenyl, C_{2-6} alkynyl, C_{6-14} aryl, C_{3-14} cycloalkyl, 5-14 membered heteroaryl, and 4-14 membered heterocycloalkyl, wherein the C_{1-6} alkyl, C_{2-6} alkenyl, C_{2-6} alkynyl, C_{6-14} aryl, C_{3-14} cycloalkyl, 5-14 membered heteroaryl, and 4-14 membered heterocycloalkyl are each optionally substituted with 1, 2, 3, or 4 independently selected R^{K} substituents;

each R^{e7} is independently selected from H, OH, CN, C_{1-6} alkyl, C_{1-6} alkoxy, C_{1-6} haloalkyl, and C_{1-6} haloalkoxy;

each R^K is independently selected from H, D, OH, halo, oxo, CN, C(O)OH, NH_2 , NO_2 , SF_5 , C_{1-6} alkyl, C_{1-6} alkoxy, C_{1-6} haloalkoxy, C_{1-6} haloalkyl, C_{2-6} alkenyl, C_{2-6} alkynyl, C_{6-14} aryl, C_{3-14} cycloalkyl, 5-14 membered heteroaryl, 4-14 membered heterocycloalkyl; and

wherein any heteroaryl group of any of the above-recited substituents optionally comprises an N-oxide on any ring-forming nitrogen.

12. The compound of claim 1, or a pharmaceutically acceptable salt thereof; wherein:

R^1 is selected from H and C_{1-6} alkyl;

R^2 is selected from C_{6-14} aryl, 5-14 membered heteroaryl, $C(O)R^{b2}$, $C(O)NR^{c2}R^{d2}$, and $C(O)OR^{a2}$, wherein the C_{6-14} aryl and 5-14 membered heteroaryl of R^2 are each optionally substituted with 1, 2, 3, or 4 independently selected R^C substituents;

R^3 is selected from H, D, halo, C_{1-6} alkyl, C_{6-14} aryl, 5-14 membered heteroaryl, CN, and OR^{a3} , wherein the C_{1-6} alkyl, C_{6-14} aryl, and 5-14 membered heteroaryl of R^3 are each optionally substituted with 1, 2, 3, or 4 independently selected R^D substituents;

Cy^1 is phenyl optionally substituted with 1, 2, 3, or 4 independently selected R^M substituents, or C_{10-14} aryl or 5-14 membered heteroaryl, wherein the C_{10-14} aryl and 5-14 membered heteroaryl of Cy^1 is optionally substituted with 1, 2, 3, or 4 independently selected R^E substituents;

Cy^2 is C_{6-14} aryl, C_{3-14} cycloalkyl, 5-14 membered heteroaryl or 4-14 membered heterocycloalkyl, wherein the C_{6-14} aryl, C_{3-14} cycloalkyl, 5-14 membered heteroaryl and 4-14 membered heterocycloalkyl of Cy^2 are each optionally substituted with 1, 2, 3, or 4 independently selected R^F substituents;

each R^{a2} , R^{c2} , R^{d2} , and R^{a3} is independently selected from H, C_{1-6} alkyl, C_{2-6} alkenyl, C_{2-6} alkynyl, C_{6-14} aryl, C_{3-14} cycloalkyl, 5-14 membered heteroaryl, and 4-14 membered heterocycloalkyl, wherein the C_{1-6} alkyl, C_{2-6} alkenyl, C_{2-6} alkynyl, C_{6-14} aryl, C_{3-14} cycloalkyl, 5-14 membered heteroaryl, and 4-14 membered heterocycloalkyl of R^{a2} , R^{c2} , R^{d2} , and R^{a3} are each optionally substituted with 1, 2, 3, or 4 independently selected R^G substituents;

each R^{b2} is independently selected from C_{1-6} alkyl, C_{2-6} alkenyl, C_{2-6} alkynyl, C_{6-14} aryl, C_{3-14} cycloalkyl, 5-14 membered heteroaryl, and 4-14 membered heterocycloalkyl, wherein the C_{1-6} alkyl, C_{2-6} alkenyl, C_{2-6} alkynyl, C_{6-14} aryl, C_{3-14} cycloalkyl, 5-14 membered heteroaryl, and 4-14 membered heterocycloalkyl are each optionally substituted with 1, 2, 3, or 4 independently selected R^G substituents;

each R^C , R^D , R^E , R^F , and R^G is independently selected from D, halo, oxo, C_{1-6} alkyl, C_{2-6} alkenyl, C_{2-6} alkynyl, C_{6-14} aryl, C_{3-14} cycloalkyl, 5-14 membered heteroaryl, 4-14 membered heterocycloalkyl, CN, NO_2 , OR^{a4} , SR^{a4} , $NHOR^{a4}$, $C(O)R^{b4}$, $C(O)NR^{c4}R^{d4}$, $C(O)OR^{a4}$, $OC(O)R^{b4}$, $OC(O)NR^{c4}R^{d4}$, $NR^{c4}R^{d4}$, $NR^{c4}C(O)R^{b4}$, $NR^{c4}C(O)OR^{a4}$, $NR^{c4}C(O)NR^{c4}R^{d4}$, $C(=NR^{e4})R^{b4}$, $C(=NR^{e4})NR^{c4}R^{d4}$, $NR^{c4}C(=NR^{e4})NR^{c4}R^{d4}$, $NR^{c4}S(O)R^{b4}$, $NR^{c4}S(O)_2R^{b4}$, and $NR^{c4}S(O)_2NR^{c4}R^{d4}$, wherein the C_{1-6} alkyl, C_{2-6} alkenyl, C_{2-6} alkynyl, C_{6-14} aryl, C_{3-14} cycloalkyl, 5-14 membered

heteroaryl, and 4-14 membered heterocycloalkyl of R^C , R^D , R^E , R^F , and R^G are each optionally substituted with 1, 2, 3, or 4 independently selected R^H substituents;

each R^M is independently selected from D, halo, oxo, C_{1-6} alkyl, C_{2-6} alkenyl, C_{2-6} alkynyl, C_{6-14} aryl, C_{3-14} cycloalkyl, 5-14 membered heteroaryl, 4-14 membered heterocycloalkyl, 2-CN, 3-CN, NO_2 , OR^{a4} , SR^{a4} , $NHOR^{a4}$, $C(O)R^{b4}$, $C(O)NR^{c4}R^{d4}$, $C(O)OR^{a4}$, $OC(O)R^{b4}$, $OC(O)NR^{c4}R^{d4}$, $NR^{c4}R^{d4}$, $NR^{c4}C(O)R^{b4}$, $NR^{c4}C(O)OR^{a4}$, $NR^{c4}C(O)NR^{c4}R^{d4}$, $C(=NR^{e4})R^{b4}$, $C(=NR^{e4})NR^{c4}R^{d4}$, $NR^{c4}C(=NR^{e4})NR^{c4}R^{d4}$, $NR^{c4}S(O)R^{b4}$, $NR^{c4}S(O)_2R^{b4}$, and $NR^{c4}S(O)_2NR^{c4}R^{d4}$, wherein the C_{1-6} alkyl, C_{2-6} alkenyl, C_{2-6} alkynyl, C_{6-14} aryl, C_{3-14} cycloalkyl, 5-14 membered heteroaryl, and 4-14 membered heterocycloalkyl of R^M are each optionally substituted with 1, 2, 3, or 4 independently selected R^H substituents;

each R^{a4} , R^{c4} , and R^{d4} is independently selected from H, C_{1-6} alkyl, C_{2-6} alkenyl, C_{2-6} alkynyl, C_{6-14} aryl, C_{3-14} cycloalkyl, 5-14 membered heteroaryl, and 4-14 membered heterocycloalkyl, wherein the C_{1-6} alkyl, C_{2-6} alkenyl, C_{2-6} alkynyl, C_{6-14} aryl, C_{3-14} cycloalkyl, 5-14 membered heteroaryl, and 4-14 membered heterocycloalkyl of R^{a4} , R^{c4} , and R^{d4} are each optionally substituted with 1, 2, 3, or 4 independently selected R^H substituents;

each R^{b4} is independently selected from C_{1-6} alkyl, C_{2-6} alkenyl, C_{2-6} alkynyl, C_{6-14} aryl, C_{3-14} cycloalkyl, 5-14 membered heteroaryl, and 4-14 membered heterocycloalkyl, wherein the C_{1-6} alkyl, C_{2-6} alkenyl, C_{2-6} alkynyl, C_{6-14} aryl, C_{3-14} cycloalkyl, 5-14 membered heteroaryl, and 4-14 membered heterocycloalkyl are each optionally substituted with 1, 2, 3, or 4 independently selected R^H substituents;

each R^{e4} is independently selected from H, OH, CN, C_{1-6} alkyl, C_{1-6} alkoxy, C_{1-6} haloalkyl, and C_{1-6} haloalkoxy;

each R^H is independently selected from D, halo, oxo, C_{1-6} alkyl, CN, NO_2 , OR^{a5} , SR^{a5} , $NHOR^{a5}$, $C(O)R^{b5}$, $C(O)NR^{c5}R^{d5}$, $C(O)OR^{a5}$, $OC(O)R^{b5}$, $OC(O)NR^{c5}R^{d5}$, $NR^{c5}R^{d5}$, $NR^{c5}C(O)R^{b5}$, $NR^{c5}C(O)OR^{a5}$, $NR^{c5}C(O)NR^{c5}R^{d5}$, $C(=NR^{e5})R^{b5}$, $C(=NR^{e5})NR^{c5}R^{d5}$, $NR^{c5}C(=NR^{e5})NR^{c5}R^{d5}$, $NR^{c5}S(O)R^{b5}$, $NR^{c5}S(O)_2R^{b5}$, and $NR^{c5}S(O)_2NR^{c5}R^{d5}$; and

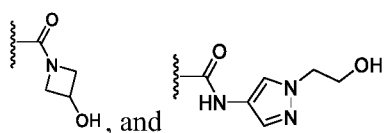
each R^{a5} , R^{c5} , and R^{d5} is independently selected from H, and C_{1-6} alkyl;

each R^{b5} is independently selected from C_{1-6} alkyl, C_{2-6} alkenyl, C_{2-6} alkynyl, C_{6-14} aryl, C_{3-14} cycloalkyl, 5-14 membered heteroaryl, and 4-14 membered heterocycloalkyl; and

each R^{e5} is independently selected from H and C_{1-6} alkyl.

13. The compound of claim 1, or a pharmaceutically acceptable salt thereof; wherein:
 R^1 is H or ethyl;

R^2 is selected from $C(O)OEt$, $CONH_2$, and $C(O)NHEt$, phenyl, 5-6 membered heteroaryl,



, and , wherein the phenyl and 5-6 membered heteroaryl is optionally substituted with $C(O)OMe$;

R^3 is selected from H, methyl, bromo, CN, 4-ethoxyphenyl, 2-hydroxyethoxy, and pyridinyl;

Cy^1 is selected from 3-cyanophenyl and phenyl; and

Cy^2 is selected from 2,6-dimethylpyridin-4-yl, pyridin-4-yl, 2-methylpyridin-4-yl, 1-carbamoyl-1,2,3,6-tetrahydropyridin-4-yl, 1-carbamoylpiperidin-4-yl, 2-methoxypyridin-4-yl, 2-methoxy-6-methylpyridin-4-yl, 2,6-dimethylpyridin-4-yl-1-oxide, 1-ethyl-6-oxo-1,6-dihydropyridin-3-yl, 3-methylpyridin-4-yl, 3-fluoropyridin-4-yl, 3-chloropyridin-4-yl, 3-methoxypyridin-4-yl, 3-cyanopyridin-4-yl, 4-carbamoylphenyl, pyrazolo[1,5-*a*]pyridin-3-yl, pyrazolo[1,5-*b*]pyridazin-3-yl, 5-methyl-1H-pyrazol-4-yl, 1-ethyl-1H-pyrazol-5-yl, 1-isopropyl-1H-pyrazol-5-yl, 1-propyl-1H-pyrazol-5-yl, pyrimidin-4-yl, 2,3-dihydro-[1,4]dioxino[2,3-*b*]pyridin-8-yl, quinolin-5-yl, 5-fluoropyrimidin-4-yl, oxazol-5-yl, 4-methyloxazol-5-yl, 4-ethyloxazol-5-yl, 4-(hydroxymethyl)-2-methyloxazol-5-yl, 4-(methoxymethyl)-2-methyloxazol-5-yl, 4-(hydroxymethyl)-2-methyloxazol-5-yl, 1-ethyl-1H-1,2,3-triazol-5-yl, and cyclopropyl.

14. The compound of claim 1, selected from:

8-(2-Methylpyridin-4-yl)-2,7-diphenylimidazo[1,2-*c*]pyrimidin-5-amine;

Ethyl 5-amino-8-(2-methylpyridin-4-yl)-7-phenylimidazo[1,2-*c*]pyrimidine-2-carboxylate;

Methyl 5-(5-amino-7-phenyl-8-(pyridin-4-yl)imidazo[1,2-*c*]pyrimidin-2-yl)isoxazole-3-carboxylate;

5-Amino-8-(2-methylpyridin-4-yl)-7-phenylimidazo[1,2-*c*]pyrimidine-2-carboxamide;

5-Amino-8-(1-carbamoyl-1,2,3,6-tetrahydropyridin-4-yl)-N-ethyl-7-phenylimidazo[1,2-*c*]pyrimidine-2-carboxamide;

5-Amino-8-(1-carbamoylpiperidin-4-yl)-N-ethyl-7-phenylimidazo[1,2-*c*]pyrimidine-2-carboxamide;

5-Amino-7-(3-cyanophenyl)-N-ethyl-3-(2-hydroxyethoxy)-8-(2-methoxypyridin-4-yl)imidazo[1,2-*c*]pyrimidine-2-carboxamide;

5-Amino-7-(3-cyanophenyl)-N-ethyl-8-(2-methoxypyridin-4-yl)-3-methylimidazo[1,2-*c*]pyrimidine-2-carboxamide;

5-Amino-7-(3-cyanophenyl)-N-ethyl-8-(2-methoxypyridin-4-yl)-3-(pyridin-2-yl)imidazo[1,2-*c*]pyrimidine-2-carboxamide;

5-Amino-3-bromo-8-(2,6-dimethylpyridin-4-yl)-N-ethyl-7-phenylimidazo[1,2-*c*]pyrimidine-2-carboxamide;

5-Amino-3-cyano-8-(2,6-dimethylpyridin-4-yl)-*N*-ethyl-7-phenylimidazo[1,2-*c*]pyrimidine-2-carboxamide;

8-(2,6-Dimethylpyridin-4-yl)-*N*-ethyl-5-(ethylamino)-7-phenylimidazo[1,2-*c*]pyrimidine-2-carboxamide;

4-(5-Amino-2-(ethylcarbamoyl)-7-phenylimidazo[1,2-*c*]pyrimidin-8-yl)-2,6-dimethylpyridine 1-oxide;

3-(5-Amino-8-(1-ethyl-6-oxo-1,6-dihydropyridin-3-yl)-2-(3-hydroxyazetidine-1-carbonyl)imidazo[1,2-*c*]pyrimidin-7-yl)benzonitrile;

5-Amino-7-(3-cyanophenyl)-8-(1-ethyl-6-oxo-1,6-dihydropyridin-3-yl)-*N*-(1-(2-hydroxyethyl)-1*H*-pyrazol-4-yl)imidazo[1,2-*c*]pyrimidine-2-carboxamide;

5-Amino-7-(3-cyanophenyl)-*N*-ethyl-8-(pyridin-4-yl)imidazo[1,2-*c*]pyrimidine-2-carboxamide;

5-Amino-7-(3-cyanophenyl)-*N*-ethyl-8-(3-methylpyridin-4-yl)imidazo[1,2-*c*]pyrimidine-2-carboxamide;

5-Amino-7-(3-cyanophenyl)-*N*-ethyl-8-(3-fluoropyridin-4-yl)imidazo[1,2-*c*]pyrimidine-2-carboxamide;

5-Amino-7-(3-cyanophenyl)-*N*-ethyl-8-(3-chloropyridin-4-yl)imidazo[1,2-*c*]pyrimidine-2-carboxamide;

5-Amino-7-(3-cyanophenyl)-*N*-ethyl-8-(3-methoxypyridin-4-yl)imidazo[1,2-*c*]pyrimidine-2-carboxamide;

5-Amino-7-(3-cyanophenyl)-*N*-ethyl-8-(3-cyanopyridin-4-yl)imidazo[1,2-*c*]pyrimidine-2-carboxamide;

5-Amino-8-(4-carbamoylphenyl)-7-(3-cyanophenyl)-*N*-ethylimidazo[1,2-*c*]pyrimidine-2-carboxamide;

5-Amino-7-(3-cyanophenyl)-*N*-ethyl-8-(pyrazolo[1,5-*a*]pyridin-3-yl)imidazo[1,2-*c*]pyrimidine-2-carboxamide;

5-Amino-7-(3-cyanophenyl)-*N*-ethyl-8-(5-methyl-1*H*-pyrazol-4-yl)imidazo[1,2-*c*]pyrimidine-2-carboxamide;

5-Amino-7-(3-cyanophenyl)-*N*-ethyl-8-(1-ethyl-1*H*-pyrazol-5-yl)imidazo[1,2-*c*]pyrimidine-2-carboxamide;

5-Amino-7-(3-cyanophenyl)-*N*-ethyl-8-(1-isopropyl-1*H*-pyrazol-5-yl)imidazo[1,2-*c*]pyrimidine-2-carboxamide;

5-Amino-7-(3-cyanophenyl)-*N*-ethyl-8-(1-propyl-1*H*-pyrazol-5-yl)imidazo[1,2-*c*]pyrimidine-2-carboxamide;

5-Amino-7-(3-cyanophenyl)-*N*-ethyl-8-(pyrimidin-4-yl)imidazo[1,2-*c*]pyrimidine-2-carboxamide;

- 5-Amino-7-(3-cyanophenyl)-8-(2,3-dihydro-[1,4]dioxino[2,3-b]pyridin-8-yl)-N-ethylimidazo[1,2-c]pyrimidine-2-carboxamide; and
- 5-Amino-7-(3-cyanophenyl)-8-cyclopropyl-N-ethylimidazo[1,2-c]pyrimidine-2-carboxamide; or a pharmaceutically acceptable salt thereof.
15. A compound, selected from:
- 3-(5-Amino-8-(2,6-dimethylpyridin-4-yl)imidazo[1,2-c]pyrimidin-7-yl)benzonitrile;
- 7-(2,3-Dihydro-1H-pyrrolo[2,3-b]pyridin-5-yl)-8-(2,6-dimethylpyridin-4-yl)imidazo[1,2-c]pyrimidin-5-amine;
- 8-(2,6-Dimethylpyridin-4-yl)-3-(morpholinomethyl)-7-phenylimidazo[1,2-c]pyrimidin-5-amine;
- 7-(3-Methoxyphenyl)-8-(pyridin-4-yl)imidazo[1,2-c]pyrimidin-5-amine;
- 7,8-Di(pyridin-4-yl)imidazo[1,2-c]pyrimidin-5-amine;
- 7-(2-Methylfuran-3-yl)-8-(pyridin-4-yl)imidazo[1,2-c]pyrimidin-5-amine;
- 7-(2-Fluorophenyl)-8-(pyridin-4-yl)imidazo[1,2-c]pyrimidin-5-amine;
- 7-(Benzofuran-2-yl)-8-(pyridin-4-yl)imidazo[1,2-c]pyrimidin-5-amine;
- 7-(1-Methyl-1H-pyrazol-4-yl)-8-(2-methylpyridin-4-yl)imidazo[1,2-c]pyrimidin-5-amine;
- and
- 3-(4-Ethoxyphenyl)-8-(2-methylpyridin-4-yl)-7-phenylimidazo[1,2-c]pyrimidin-5-amine; or a pharmaceutically acceptable salt thereof.
16. A pharmaceutical composition comprising a compound of any one of claims 1-15, or a pharmaceutically acceptable salt thereof, and a pharmaceutically acceptable excipient or carrier.
17. A method of treating a disease or disorder in a patient, wherein the disease or disorder is bladder cancer, lung cancer, breast cancer, ovarian cancer, colorectal cancer, pancreatic cancer, prostate cancer, or head and neck cancer, comprising administering to said patient a therapeutically effective amount of a compound of any one of claims 1-15, or a pharmaceutically acceptable salt thereof.
18. The method of claim 17, wherein:
- (a) the head and neck cancer is head and neck squamous cell carcinoma; or
 - (b) the lung cancer is non-small cell lung cancer (NSCLC); or
 - (c) the prostate cancer is metastatic castration-resistant prostate cancer.
19. Use of a compound of any one of claims 1-15, or a pharmaceutically acceptable salt thereof, in the manufacture of a medicament for treating a disease or disorder in a patient, wherein the disease

or disorder is bladder cancer, lung cancer, breast cancer, ovarian cancer, colorectal cancer, pancreatic cancer, prostate cancer, or head and neck cancer.

20. The use of claim 19, wherein:
 - (a) the head and neck cancer is head and neck squamous cell carcinoma; or
 - (b) the lung cancer is non-small cell lung cancer (NSCLC); or
 - (c) the prostate cancer is metastatic castration-resistant prostate cancer.