



(51) International Patent Classification:
G06F 3/041 (2006.01) *G06F 1/16* (2006.01)

(21) International Application Number:
PCT/US2011/051344

(22) International Filing Date:
13 September 2011 (13.09.2011)

(25) Filing Language: English

(26) Publication Language: English

(30) Priority Data:
61/433,789 18 January 2011 (18.01.2011) US
13/160,404 14 June 2011 (14.06.2011) US

(71) Applicant (for all designated States except US): **AEVOE CORP.** [US/US]; 491 East Evelyn Avenue, Sunnyvale, California 94086 (US).

(72) Inventors; and

(75) Inventors/Applicants (for US only): **LEONHARD, Michael** [US/US]; 4510 Carlyle Court, Santa Clara, California 95054 (US). **LIN, Jonathan** [US/US]; 768 Alice Avenue, Mountain View, California 94041 (US). **HUANG, Steven**; 38-3 Min Chuan East Road, Lane 296, Sec. 6., Apt. 6F, Taipei (TW).

(74) Agents: **FANUCCI, Allan, A.** et al.; Winston & Strawn LLP, Patent Department, 1700 K Street, N.W., Washington, DC 20006-3817 (US).

(81) Designated States (unless otherwise indicated, for every kind of national protection available): AE, AG, AL, AM, AO, AT, AU, AZ, BA, BB, BG, BH, BR, BW, BY, BZ, CA, CH, CL, CN, CO, CR, CU, CZ, DE, DK, DM, DO, DZ, EC, EE, EG, ES, FI, GB, GD, GE, GH, GM, GT, HN, HR, HU, ID, IL, IN, IS, JP, KE, KG, KM, KN, KP, KR, KZ, LA, LC, LK, LR, LS, LT, LU, LY, MA, MD, ME, MG, MK, MN, MW, MX, MY, MZ, NA, NG, NI, NO, NZ, OM, PE, PG, PH, PL, PT, QA, RO, RS, RU, RW, SC, SD, SE, SG, SK, SL, SM, ST, SV, SY, TH, TJ, TM, TN, TR, TT, TZ, UA, UG, US, UZ, VC, VN, ZA, ZM, ZW.

(84) Designated States (unless otherwise indicated, for every kind of regional protection available): ARIPO (BW, GH, GM, KE, LR, LS, MW, MZ, NA, SD, SL, SZ, TZ, UG, ZM, ZW), Eurasian (AM, AZ, BY, KG, KZ, MD, RU, TJ, TM), European (AL, AT, BE, BG, CH, CY, CZ, DE, DK, EE, ES, FI, FR, GB, GR, HR, HU, IE, IS, IT, LT, LU, LV, MC, MK, MT, NL, NO, PL, PT, RO, RS, SE, SI, SK, SM, TR), OAPI (BF, BJ, CF, CG, CI, CM, GA, GN, GQ, GW, ML, MR, NE, SN, TD, TG).

Declarations under Rule 4.17:

— of inventorship (Rule 4.17(iv))

[Continued on next page]

(54) Title: TOUCH SCREEN PROTECTOR

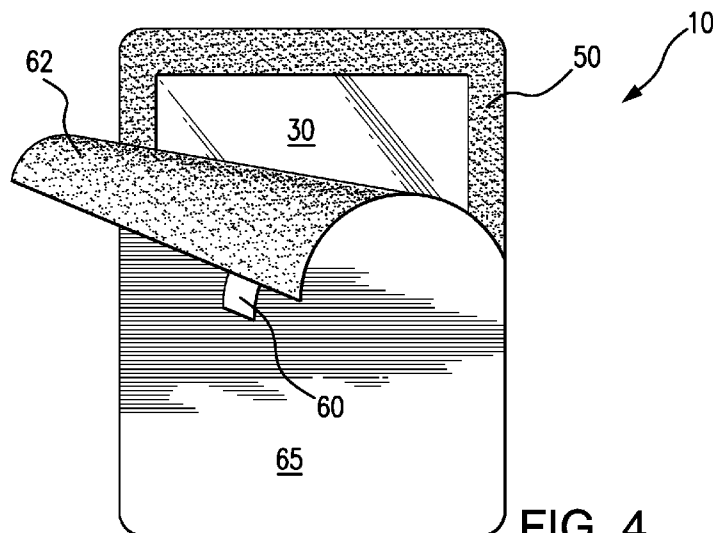


FIG. 4

(57) Abstract: The invention relates to a touch screen protector for a hand held electronic device having a front face that includes a touch screen portion and an outer perimeter. The touch screen protector of the invention comprises a plastic film having front and back sides, an outer perimeter that corresponds to that of the device, and a transparent window; and a spacer provided along the outer perimeter of the plastic film surrounding the transparent window, having a thickness sufficient to space the plastic film near but not in contact with the touch screen portion, and an exposed adhesive for removably mounting the protector upon the outer perimeter of the front face to form an enclosed air space between the transparent window of the plastic film, the spacer and the touch screen portion of the device.



WO 2012/099624 A1



Published:

— *with international search report (Art. 21(3))*

TOUCH SCREEN PROTECTOR

FIELD OF THE INVENTION

The invention relates to a touch screen protector. In particular, it relates to a touch
5 screen protector that can be easily attached and removed from a hand held electronic device
that includes and is operable by a touch screen.

BACKGROUND OF THE INVENTION

With the ever increasing popularity of the touch screen hand held electronic devices
10 came the demand for effective touch screen protectors. While the beautiful and glossy screen
of touch screen hand held electronic devices such as iPad device looks great, in actual use, the
amount of fingerprints left behind significantly damages the appearance and display quality of
the screen. For this reason, the device is sold with a screen cleaning cloth. As frequent
cleaning is not desirable, various screen protecting devices have been suggested.

15 Several kinds of touch screen protector are currently available. The ZAGG
INVISIBLESHIELD™ product is a glare reduction touch screen protector. Its major
drawback is the difficulty to apply the protector to a hand held device. The anti-glare
INCIPIO™ screen protector traps dust particles and bubbles even after meticulous cleaning
and application. Other touch screen protectors currently available in the market are also
20 unsatisfactory to the consumers, as a result of their tendency to trap air bubbles and dust, even
with careful application. When in use, these touch screen protectors are in direct physical
contact with the touch screen of the electronic device, either by static or application of
adhesives. In the latter scenario, when the screen protectors are removed, diligent cleaning is
needed to restore the touch screen to its shining luster. JP 2002328613 relates to a cover sheet
25 comprising a transparent plastic film to protect a display screen, said cover sheet having a
spacer comprising countless dots on a surface opposite the aforesaid display screen. US
Patent No. 7,070,837 relates to a plastic film screen protector having a slightly roughened
surface so that the majority of the film facing an electronic device screen does not
substantially touch the screen. As a result, the roughened surface of the protector prevents
30 interference patterns from arising when the film touches the screen.

None of these prior art devices has been found to be completely suitable, such that
there is a need in the industry for a touch screen protector that is able to be installed easily and

quickly without problems of trapping air bubbles or dust. The touch screen protector of the present invention now satisfies this need.

SUMMARY OF THE INVENTION

5 The invention relates to a touch screen protector for a hand held electronic device having a front face that includes a touch screen portion and an outer perimeter comprising a plastic film and a spacer provided along the outer perimeter of the plastic film surrounding a transparent window that corresponds in size to the touch screen portion. In one embodiment of the present invention, the plastic film has front and back sides, an outer perimeter that
10 corresponds to that of the device, and a transparent window which is continuously surrounded by the spacer. Preferably, the spacer has a thickness sufficient to space the plastic film near but not in contact with the touch screen portion. In one preferred embodiment, the spacer has an exposed adhesive for removably mounting the protector upon the outer perimeter of the front face to form an enclosed air space between the transparent window of the plastic film,
15 the spacer and the touch screen portion of the device. The transparent window of the touch screen protector of the invention can be pressed against the touch screen portion for operation of the electronic device while preventing direct contact of a user's fingers with the touch screen portion and without producing visible interference patterns during use. The spacer has a thickness that is less than that of the plastic film and generally is between about 0.05 and
20 about 1 mm.

Advantageously, the plastic film includes micro-particles adhered at least to the front side of the window in an amount effective for providing anti-glare and anti-static effects to the protector. Preferably, micro-particles are also present on the back side of the plastic film at a density which is sufficiently high to provide an anti-static effect without adversely affecting
25 the quality of images viewed through the window.

In a preferred embodiment, the front face of the device has a non-functional band about its perimeter and the width of the spacer is selected to conform to or be within the band so that the spacer does not interfere with the use of the touch screen portion when the protector is adhesively mounted onto the device.

30 In another preferred embodiment, the spacer includes at least one opaque adhesive strip that is applied onto the plastic film. Preferably, the plastic film has a thickness of between 0.1 and 2 mm and includes an opaque band about its periphery that receives the at least one opaque adhesive strip. More preferably, the spacer comprises at least two strips; a

first strip adhesively mounted upon the perimeter of the plastic film and a second strip adhesively mounted upon the first strip whereas the second strip supports the exposed adhesive. The thickness of each strip is 0.05 to 0.5 mm, preferably 0.07 to 0.18 mm.

More preferably, the at least two strips are joined by an adhesive that securely holds the strips together and onto the plastic film. This adhesive is one that has stronger adhesiveness than the exposed adhesive which attaches the protector to the device. The exposed adhesive has sufficient adhesiveness to mount the protector onto the device but enables its removal without leaving adhesive residue on the device.

In yet another preferred embodiment, the touch screen protector of the invention further comprises a backing member to protect the back side of the plastic film and the exposed adhesive of the spacer prior to use. Preferably, the backing member further includes a tab to assist in removal of the backing member when mounting the protector on the device.

In yet another preferred embodiment of the invention, the touch screen protector further comprises one or more alignment holes that match one or more buttons on the electronic device to facilitate mounting of the protector on the device.

Preferably, the touch screen portion of the device and the plastic film of the touch screen protector are each substantially rectangular and the touch screen is part of a telephone, reading device, music device, viewing device or navigation device such as iPhone, Nook, iPod, iPad, Droid, and GPS navigator.

The transparent window of the touch screen protector can be clear or can have a coating that provides a matte effect or a privacy screen feature.

BRIEF DESCRIPTION OF THE DRAWINGS

Figures 1A-D are schematic diagrams of assembling a touch screen protector of the invention with an iPad device;

Figure 2 is a front view of the touch screen protector of Figure 1;

Figure 3 is an expanded partial sectional view of the touch screen protector of Figure 2 to illustrate the spacer; and

Figure 4 is a back view of the touch screen protector with a portion of the backing member removed.

DETAILED DESCRIPTION OF THE INVENTION

The following definitions are used in this disclosure:

The term "near" as used herein means close in distance but not in physical contact, preferably about or less than 1 mm apart.

5 The term "periphery" as used herein means the outermost part or region within a precise boundary.

The term "nonfunctional band around the perimeter" as used herein means the area that surrounding the touch screen portion of the hand held electronic device which is made of a different material or made of the same material as the touch screen but is not touch sensitive.

10 Generally, the touch screen is a single glass sheet that includes the operable touch screen portion and the nonfunctional band around the perimeter of the touch screen portion.

The term "matte" as used herein means a surface finish which reflects back only a small portion of the incident light shined upon it.

15 The term "anti-static" is used to mean that the plastic film does not generate static electricity when contacted or rubbed by the user.

The invention relates to a novel touch screen protector including a plastic film and a spacer provided along the outer perimeter of the plastic film. Unlike most of the prior art touch screen protectors which are in direct physical contact with the touch screen, the touch screen protector of the present invention does not touch the operable portion of the touch screen. Such portion is referred to herein as the "touch screen portion." This critical feature of the present invention makes it possible for the screen protector to be 100% bubble free.

20 Although varying from device to device, the distance between the touch screen protector and the touch screen portion of the hand held device is determined by the thickness of the spacer, which is less than that of the plastic film. In a preferred embodiment, the spacer of the present invention has a thickness that is less than that of the plastic film and is between about 0.05 and about 1 mm, and preferably about 0.05 to about 0.15 mm. The spacing can be as small as possible provided that the protector is not in contact with the touch screen portion. The stiffness of the plastic film contributes to the desired spacing as the stiffer the plastic is the closer the spacing can be. In contrast, the plastic film should not be so stiff as to hinder
30 the user's ability to operate the touch screen portion. The preferred dimensions and properties disclosed herein achieve these features.

The plastic film has front and back sides, an outer perimeter that corresponds to that of the device, and a transparent window. The light transmission of the transparent window is

preferably 60%, more preferably 75%, and most preferably 85%. In one preferred embodiment, the plastic film has a thickness of between about 0.15 and about 2 mm and includes an opaque band about its periphery.

The plastic film is sufficiently hard or stiff so that it does not bend or collapse under its own weight to contact the touch screen portion when the protector is applied onto the handheld device and the device is placed horizontally on a flat surface. Preferably, the hardness of the plastic film is more than 1H, as assayed by Pencil Harness Test. More preferably, the hardness of the plastic film is more than 2H. Most preferably, the hardness of the plastic film is more than 3H. The plastic film is also sufficiently thin to be elastic so that, to operate the touch screen portion, all that is necessary is a gentle force from a user's finger to press any point of the transparent window of the plastic film against the touch screen portion of the hand held device. The plastic film can be made of any suitable transparent material available. Preferably, the plastic film is made of polyethylene terephthalate (PET).

The protector achieves the desired spacing without providing irregularities, bumps or other non-uniformities on the back side of the plastic film. The film instead is essentially smooth and utilizes coatings of micro-particles to achieve improved performance compared to the touch screen protectors of the art.

In one embodiment, the plastic film is coated to have a "matte" or anti-glare effect. Surface treatment such as EZ-GLIDETM top layer treatment further allows better touch screen portion maneuverability and effectively reduces finger glide friction on the touch screen portion of the hand held device. EZ-GLIDETM treatment is a technology in which the outer side of the screen protector, i.e., the side that contacts the hand, has micro-particles that reduce static effects, which allows the hand to move smoothly on the screen protector. While prior film products that were to be handled by users may have been considered to require a treatment to reduce electrostatic charges due to rubbing contact, the present invention is at least partly based on the discovery that the provision of an EZ-GLIDETM microparticle treatment on the inner side of the plastic film, i.e., the side of the film facing the touch screen portion, prevents or avoids the generation of interference fringes when the protector is pressed against the touch screen portion. This result is achieved because the treatment prevents or avoids producing static electricity effects between the screen protector and the touch screen portion.

The micro-particles are not in physical contact with the touch screen portion unless the screen protector is pressed against the touch screen portion. As a result of the anti-static

effects of the micro-particles, the screen protector will quickly bounce back or pull away from the touch screen portion once it is no longer pressed against it. The micro-particles on the inner side of film can be of various shapes, such as the column shape and the wave shape. The density of micro-particles are optimized such that they are high enough for providing anti-static effects but not too high as to adversely affect the quality of images that are viewed through the window. Preferably, micro-particles cover more than 5% of the film. More preferably, the micro-particles cover more than 8% of the film. Most preferably, micro-particles cover more than 10% of the film. If desired, the entire film of the protector can be covered with micro-particles, but good results can also be achieved if the up to 50% of the entire film is covered. The micro-particles can be made of any transparent material commonly known in the art. Preferably, the micro-particles are made of PET so that they are compatible with the film material. It is most preferable for the film of the screen protector of the present invention to include micro-particles on both sides so that the outer surface of the film also does not generate static electricity during use.

The touch screen of most electronic devices have a border which is non-functional and which creates a perimeter border. The screen protector of the present invention is designed with the spacer to adhere to these borders such that the transparent window enables the full operative portion of the touch screen portion to be used. The opaque band on the plastic film more or less corresponds to the inoperative borders of the touch screen. To assure that the operative portions of the touch screen are not hindered, the spacer has a thickness that is less than that of the border wherever possible. To do this, the spacer has a width that is 1 to 2 mm less than that of the opaque band. Thus, when the spacer is properly applied along the outer perimeter of the plastic film, it surrounds the transparent window but does not touch the latter, thus facilitating proper operation of the touch screen portion.

For devices that have non-function boundaries that are not uniform, e.g., the iPod Touch, the exposed adhesive of the protector can be configured in the same manner. It is also possible, although not preferred, to include adhesive only upon a portion of the perimeter, such as on top and bottom of a rectangular protector when the side boundaries of the touch screen are very small so that the protector can be mounted on the device without blocking or interfering with the functional portions of the touch screen.

When the touch screen of the device has a non-functional band about its perimeter, the width of the spacer is selected to conform to the width of the band so that the spacer does not interfere with the use of the touch screen portion when the protector is adhesively mounted

onto the device. The spacer has a thickness sufficient to space the plastic film near but not in contact with the touch screen portion. The spacer also has an exposed adhesive for removably mounting the protector upon the outer perimeter of the touch screen to form an enclosed air space between the transparent window of the plastic film, the spacer and the touch screen portion of the device. The exposed adhesive has sufficient adhesiveness to mount the protector onto the device but enables its removal without leaving adhesive residue on the device. Various adhesives of this type are commercially available and a skilled artisan can select the particular adhesive for the specific application of the protector to any particular device. An adhesive that allows for repeated cleaning and re-application is preferred so that the screen protector can be washed and reapplied repeatedly. Any commercial available washable and reusable adhesives can be used, such as adhesives made of silica and polyurethane (PU).

The spacer preferably includes at least one opaque adhesive strip that is applied onto the plastic film, preferably received by the opaque band of the plastic film. In addition, the spacer also comprises at least two strips with the first strip adhesively mounted upon the perimeter of the plastic film and the second strip adhesively mounted upon the first strip whereas the second strip supports the exposed adhesive. The adhesives that can be used could be any commercially available adhesives for joining plastic films together. More preferably, the adhesive is one that has stronger adhesiveness than the exposed adhesive which attaches the protector to the device because the spacer is not intended to be removed from the plastic film.

Preferably, the touch screen protector of the invention also comprises a backing member to protect the back side of the plastic film and the exposed adhesive of the spacer. The backing member may further include a tab to assist in the removal of the backing member when mounting the protector. By grasping and pulling on the tab, the backing member is easily removed from the protector to enable it to be mounted upon the device by contact of the exposed adhesive to the non-functional border of the touch screen of the device.

As many of these types of electronic devices includes one or more operational buttons on the touch screen operative portion or border for performing functions such as on-off-switching between internet browsers, photos, music or e-mail, the touch screen protector of the invention may further comprise one or more holes that match the one or more buttons on the electronic device. In addition to exposing the buttons for ease of operation, these holes act as alignment features to facilitate proper mounting of the plastic film on the touch screen.

Although the touch screen protector can be of any shape, they are preferably substantially rectangular to conform to the shape of current handheld devices, and most of those devices have a substantially rectangular shape. In particular, the shape of the protector is not exactly rectangular as the corners are rounded to match those of the devices. Thus, the touch screen protector can be used to protect touch screens of many different kinds of handheld electronic devices, such as a mobile telephone, reading device, music device, viewing device or navigation device. Examples of such devices are iPhone, Nook, iPod, iPad, Droid, and GPS navigation systems. The nature of the protector and its design enable specific embodiments to be adapted to conform to the touch screen of any such device.

The touch screen protector of the present invention has the advantage of being able to be installed easily and quickly, e.g., within 30 seconds or less. Because the installation process is so quick, when properly applied, no dust will be trapped in between the touch screen portion of the hand held electronic device and the touch screen protector. As the touch screen protector of the present invention is to be gently applied to the outer perimeter of the touch screen of a hand held device, there is no concern for leaving glue traces on the touch screen portion. Thus, the touch screen protector of the invention can be easily and readily removed without any adverse effect on the appearance and display quality of the touch screen portion of the hand held device.

Advantageously, when the hand held device is protected by the touch screen protector of the invention, there is no fingerprint smudges on the touch screen portion, no decrease in the quality of the display, and no decrease in the touch response of the screen. It would even allow the use of a capacitive stylus when using art applications on the hand held device.

In addition, the touch screen protector of the present invention also reduces the glare of a glossy touch screen portion. As a result, the photos on the touch screen portion look like prints. There is virtually no effect on the crispness of the touch screen portion even though the glare is completely removed. Owing to the absolute finger print resistance feature of the touch screen protector of the present invention, it completely resolves the issue of smudge of the touch screen portion.

EXAMPLES

Example 1: Protecting an iPad

The protector of the invention may be made for use with Apple's iPad as an anti-reflective screen protector specifically designed to protect iPad's touch screen while reducing

fingerprint smudging. The protector can be installed in seconds without any air bubbles, unlike other screen protectors that require tedious installation procedures and often result in unwanted air bubbles or hinder touch screen performance. As shown in the schematic diagrams of Figures 1A-D, the installation procedure is as follows. First, the screen of the iPad is cleaned by using the microfiber cloth included in the package to wipe away any dust particles on the iPad screen (Figure 1A). Second, the backing member is peeled off gently before applying the plastic film to the non-functional boundary of the iPad screen (Figure 1B). Third, the protector is aligned starting at the bottom, with the circular opening aligns of the protector placed over iPad's "home" button (Figure 1C). Finally, gentle pressure is applied around the borders of the protector so that it is secured in place on the iPad (Figure 1D).

Further details of the protector and its construction are shown in Figures 2 to 4. As shown in Figure 2, the protector 10 is generally rectangular and has an opaque band 15 around its perimeter. The band essentially conforms to the non-functional band that surrounds the touch screen of the iPad, while the transparent window 20 corresponds to the functional portion of the touch screen of the iPad. The protector includes a hole 25 that corresponds to the on-off selector button of the iPad. The spacer is on the back side of the plastic film and is not visible due to the presence of the opaque band.

Figure 3 is an expanded cross-sectional view of the spacer. The plastic film is shown as 30 with the opaque band shown as 35. The spacer is shown as 40 and it includes the first strip 42 adhered to the plastic film 30 by adhesive 44, and the second strip 46 adhered to the first strip 42 by adhesive 48. The exposed adhesive 50 is shown on the spacer.

Figure 4 is a view of the back side of the protector 10 as the backing member 65 is being removed for application of the protector to the iPad. As shown, tab member 60 has been pulled to detach backing member 65 from spacer 50, thus showing the inside surface 62 of the backing member and the back side of the plastic film 30 behind the transparent window as well as the exposed adhesive 50 of the spacer. The backing member 65 is completely removed before the protector 10 is applied to the iPad.

As the screen protector does not touch the touch screen portion of the iPad, it can be easily removed without leaving any residue on the touch screen portion. The adhesive also does not leave any residue on the non-functional border due to its relatively low adhesivity. The touch screen protector provide excellent touch screen portion maneuverability and scratch/smudge resistance while retaining optimal touch screen portion sensitivity and feedback.

Example 2: Protecting an iPhone 4

Another protector can be specifically adapted for Apple's iPhone 4 touch screen. The protector is sized to conform to the touch screen and is applied in a similar manner as for the iPad. First, the iPhone 4 is cleaned by using the microfiber cloth included in the package to wipe away any dust particles on the iPhone 4's screen. Second, the protector's baking member is peeled off gently before applying the plastic film to the boundaries of the iPhone touch screen. Third, the protector is properly aligned on top of the iPhone touch screen. Finally, pressure is gently applied around the borders of the protector to secure it in place. Again, the touch screen protector provide excellent touch screen portion maneuverability and scratch/smudge resistance while retaining optimal touch screen portion sensitivity and feedback.

Example 3: Plastic films for the touch screen protectors

The plastic films are made with the following specifications:

Structure	HC (Matt) --- PET (188 μ m) --- HC (Matt)
Total light transmittal	$\geq 89.0\%$
Haze	$10.5 \pm 2.0 \%$
Pencil Hardness	$\geq 3H$
Steel wool abrasion test	No scratches
Adhesion	0% Peel
Wetting tension test	$\geq 33\text{mN/m}$
Foreign matter contaminations	Diameter $< 0.2 \text{ mm}$ (ignored) Diameter $\geq 0.2 \text{ mm}$ ($\leq 0.5/\text{m}^2$)
Scratch	None ($W \geq 0.1 \text{ mm}$ & $L \geq 1.5 \text{ mm}$)

To ensure the quality of the film, several tests such as cross cut tape test are carried out as follows:

First, cut the surface of the film with utility knife horizontally and vertically for 11 lines each to make one hundred 1 mm x 1 mm squares on the film. Then, apply more than 20mm long Nichiban Celofan Tape (Nichiban No. 405) on the cut surface and press with finger. Afterwards, pick up the tape end and remove the tape to 60° angle/0.5-1 mm to see if any coating comes off.

In either example, the protector can be removed for cleaning and re-application as necessary. The protector can be cleaned by rinsing with water and air drying. Small amounts of dishwashing detergent can be applied if necessary. Any debris or dust caught on the touch screen portion can be first brushed away. Once done rinsing, the protector is placed, adhesive
5 side up, onto a towel and allowed to air dry. After it is completely dry and clean, it can be reapplied to the device.

THE CLAIMS

What is claimed is:

5 1. A touch screen protector for a hand held electronic device having a front face that includes a touch screen portion and an outer perimeter comprising:

 a plastic film having front and back sides, an outer perimeter that corresponds to that of the device, and a transparent window that corresponds in size to the touch screen portion; and

10 a spacer provided along the outer perimeter of the plastic film continuously surrounding the transparent window, having a thickness sufficient to space the plastic film near but not in contact with the touch screen portion, and an exposed adhesive for removably mounting the protector upon the outer perimeter of the front face to form an enclosed air space between the transparent window of the plastic film, the spacer and the touch screen portion of
15 the device;

 wherein the window can be pressed against the touch screen portion for operation of the electronic device while preventing direct contact of a user's fingers with the touch screen portion and without producing visible interference patterns during use.

20 2. The touch screen protector of claim 1, wherein the exposed adhesive has sufficient adhesiveness to mount the protector onto the device but to enable its removal without leaving adhesive residue on the device.

 3. The touch screen protector of claim 1, wherein the spacer has a thickness that is
25 less than that of the plastic film and is between about 0.05 and about 1 mm.

 4. The touch screen protector of claim 1, wherein the plastic film has a thickness of between 0.5 and 2 mm and includes an opaque band about its periphery that receives the spacer.

30 5. The touch screen protector of claim 1, wherein micro-particles are present on the back side of the plastic film at a density which is sufficiently high to provide an anti-static effect without adversely affecting quality of images viewed through the window.

6. The touch screen protector of claim 5, wherein the plastic film also includes micro-particles adhered to the front side of the window in an amount effective for providing anti-glare and anti-static effects to the window.

5

7. The touch screen protector of claim 1, wherein the front face of the device has a non-functional band about its perimeter and the spacer width is selected to conform to or be within the band so that the spacer does not interfere with the use of the touch screen portion when the protector is adhesively mounted onto the device.

10

8. The touch screen protector of claim 5, wherein the spacer includes at least one adhesive strip that is applied onto the plastic film, wherein the adhesive strip is opaque.

9. The touch screen protector of claim 6, wherein the spacer comprises at least two strips; a first strip adhesively mounted upon the perimeter of the plastic film and a second strip adhesively mounted upon the first strip wherein the thickness of each strip is 0.05 to 0.5 mm and the second strip supports the exposed adhesive.

15

10. The touch screen protector of claim 7, wherein the first and second strips are joined together and to the plastic film by an adhesive that has stronger adhesiveness than the exposed adhesive which attaches the protector to the device.

20

11. The touch screen protector of claim 1, which further comprises a backing member to protect the back side of the plastic film and the exposed adhesive of the spacer prior to use.

25

12. The touch screen protector of claim 9, wherein the backing member further includes a tab to assist in the removal of the backing member when mounting the protector on the device.

30

13. The touch screen protector of claim 1, which further comprises one or more alignment holes that match one or more buttons on the electronic device to facilitate mounting of the protector on the device.

14. The touch screen protector of claim 1, wherein the touch screen of the device and the plastic film are each substantially rectangular and the touch screen is part of a telephone, reading device, music device, viewing device or navigation device.

5

15. The touch screen protector of claim 1, wherein the transparent window is clear but includes a coating that provides a matte effect or a privacy screen feature.

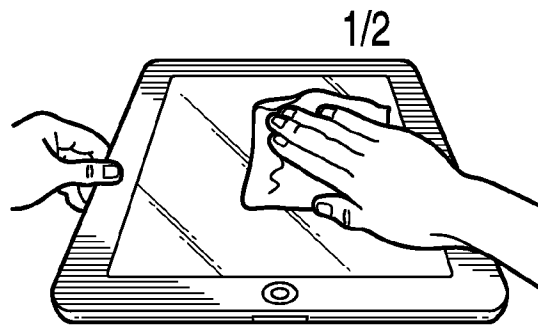


FIG. 1A

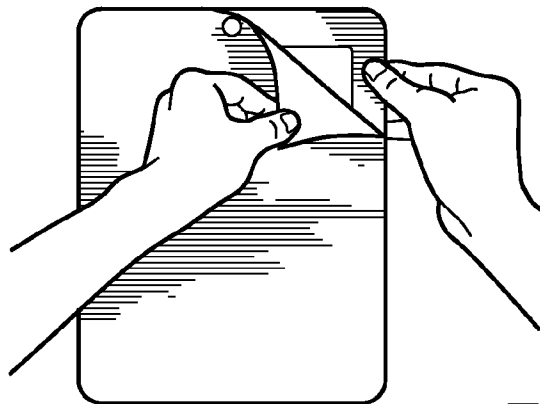


FIG. 1B

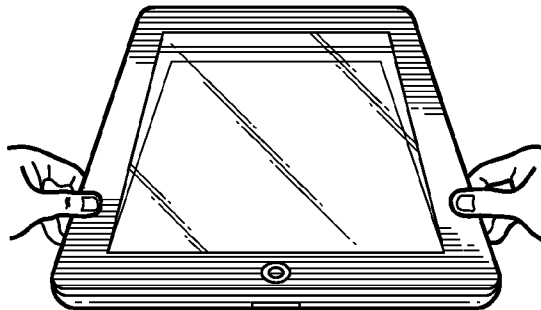


FIG. 1C

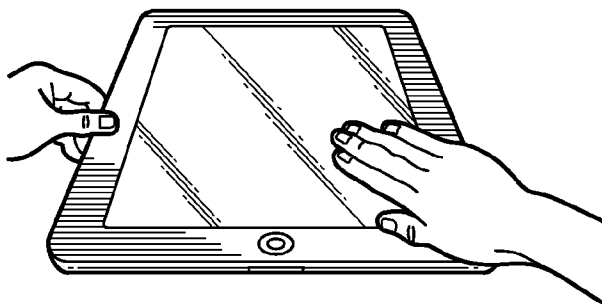
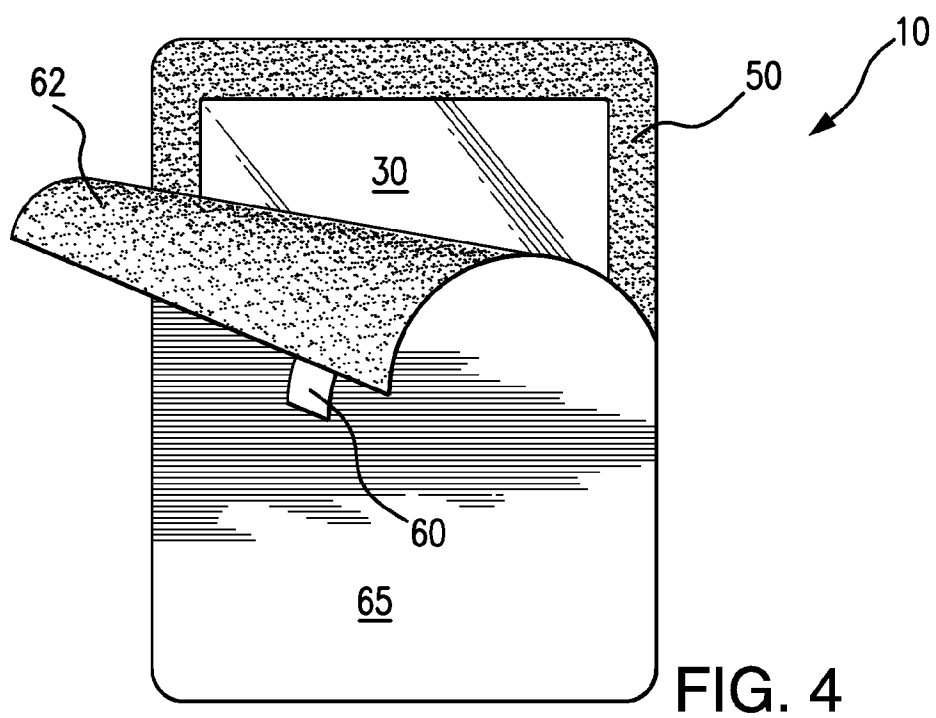
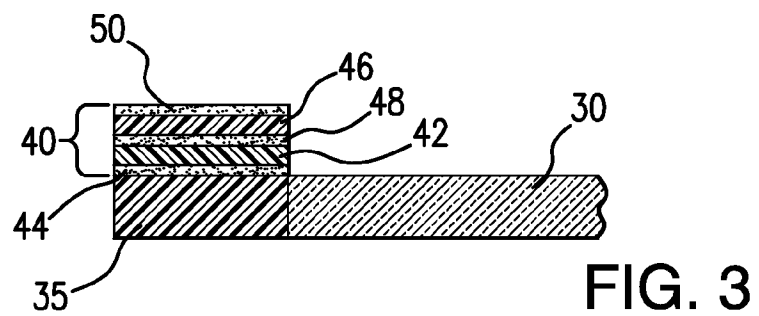
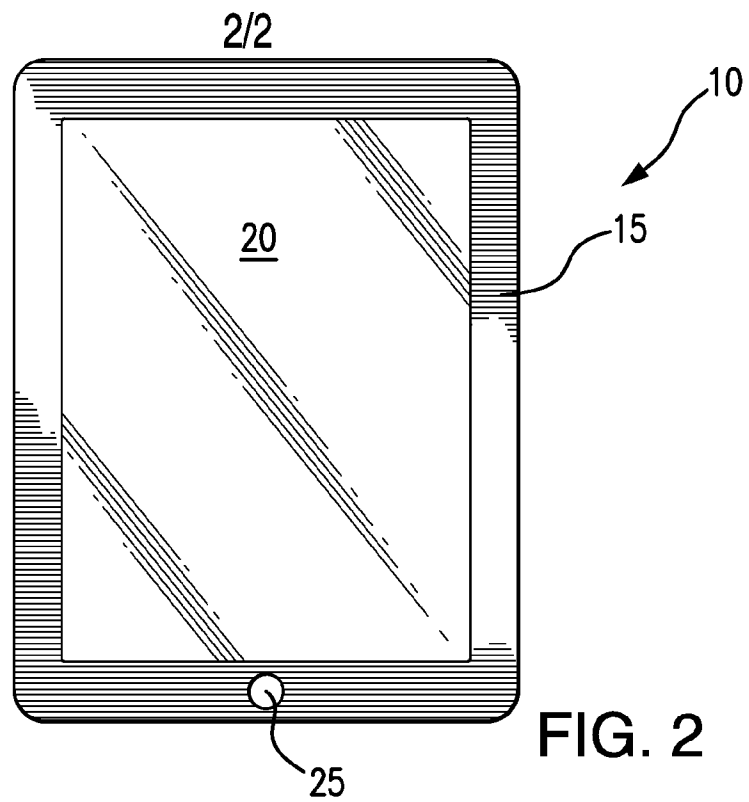


FIG. 1D



INTERNATIONAL SEARCH REPORT

International application No
PCT/US2011/051344

A. CLASSIFICATION OF SUBJECT MATTER
INV. G06F3/041 G06F1/16
ADD.

According to International Patent Classification (IPC) or to both national classification and IPC

B. FIELDS SEARCHED

Minimum documentation searched (classification system followed by classification symbols)
G06F

Documentation searched other than minimum documentation to the extent that such documents are included in the fields searched

Electronic data base consulted during the international search (name of data base and, where practical, search terms used)

EPO-Internal

C. DOCUMENTS CONSIDERED TO BE RELEVANT

Category*	Citation of document, with indication, where appropriate, of the relevant passages	Relevant to claim No.
X	<p>"Moshi-Zubehör der Extraklasse (inkl. iVisor AG)", Internet, 23 July 2010 (2010-07-23), XP55013277, Retrieved from the Internet: URL: http://www.rosenblut.org/2010/07/23/moshi-zubehor-der-extraklasse-inkl-ivisor-ag/ [retrieved on 2011-11-28] the whole document</p> <p style="text-align: center;">----- -/--</p>	1-15



Further documents are listed in the continuation of Box C.



See patent family annex.

* Special categories of cited documents :

"A" document defining the general state of the art which is not considered to be of particular relevance

"E" earlier document but published on or after the international filing date

"L" document which may throw doubts on priority claim(s) or which is cited to establish the publication date of another citation or other special reason (as specified)

"O" document referring to an oral disclosure, use, exhibition or other means

"P" document published prior to the international filing date but later than the priority date claimed

"T" later document published after the international filing date or priority date and not in conflict with the application but cited to understand the principle or theory underlying the invention

"X" document of particular relevance; the claimed invention cannot be considered novel or cannot be considered to involve an inventive step when the document is taken alone

"Y" document of particular relevance; the claimed invention cannot be considered to involve an inventive step when the document is combined with one or more other such documents, such combination being obvious to a person skilled in the art.

"&" document member of the same patent family

Date of the actual completion of the international search

1 December 2011

Date of mailing of the international search report

08/12/2011

Name and mailing address of the ISA/

European Patent Office, P.B. 5818 Patentlaan 2
NL - 2280 HV Rijswijk
Tel. (+31-70) 340-2040,
Fax: (+31-70) 340-3016

Authorized officer

Pfaffelhuber, Thomas

INTERNATIONAL SEARCH REPORT

International application No
PCT/US2011/051344

C(Continuation). DOCUMENTS CONSIDERED TO BE RELEVANT

Category*	Citation of document, with indication, where appropriate, of the relevant passages	Relevant to claim No.
X	<p>"iVisor Matte iPad Protector with a Bubble Free Guarantee", Internet, YouTube Video</p> <p>16 December 2010 (2010-12-16), XP55013271, Retrieved from the Internet: URL: http://www.youtube.com/watch?v=LYnRXZAL1VY [retrieved on 2011-11-28] the whole document</p> <p>-----</p>	1-15
X	<p>JP 2002 328613 A (KIMOTO KK) 15 November 2002 (2002-11-15) cited in the application</p>	1
A	<p>abstract; figure 1</p> <p>-----</p>	2-15
A	<p>US 7 070 837 B2 (ROSS MARK [US]) 4 July 2006 (2006-07-04) cited in the application abstract; figure 1 column 1, line 55 - column 2, line 25</p> <p>-----</p>	1-15

INTERNATIONAL SEARCH REPORT

Information on patent family members

International application No

PCT/US2011/051344

Patent document cited in search report		Publication date	Patent family member(s)	Publication date
JP 2002328613	A	15-11-2002	NONE	

US 7070837	B2	04-07-2006	NONE	
