



US00D522388S

(12) **United States Design Patent**  
**Vu**

(10) **Patent No.:** **US D522,388 S**

(45) **Date of Patent:** **\*\* Jun. 6, 2006**

(54) **THERMOMETER**

(75) Inventor: **Duy Phong Vu**, Frankfurt am Main (DE)

(73) Assignee: **Braun GmbH**, Kronberg (DE)

(\*\*) Term: **14 Years**

(21) Appl. No.: **29/236,014**

(22) Filed: **Aug. 10, 2005**

(30) **Foreign Application Priority Data**

Feb. 11, 2005 (EM) ..... 000294426

(51) **LOC (8) Cl.** ..... **10-04**

(52) **U.S. Cl.** ..... **D10/57**

(58) **Field of Classification Search** ..... D10/57;  
374/100-209

See application file for complete search history.

(56) **References Cited**

U.S. PATENT DOCUMENTS

D491,079 S \* 6/2004 Lim ..... D10/57

\* cited by examiner

*Primary Examiner*—Antoine D. Davis

(74) *Attorney, Agent, or Firm*—Fish & Richardson P.C.

(57) **CLAIM**

The ornamental design for a thermometer, as shown and described.

**DESCRIPTION**

FIG. 1 is a perspective view of the thermometer.

FIG. 2 is a front view of the thermometer.

FIG. 3 is a back view of the thermometer.

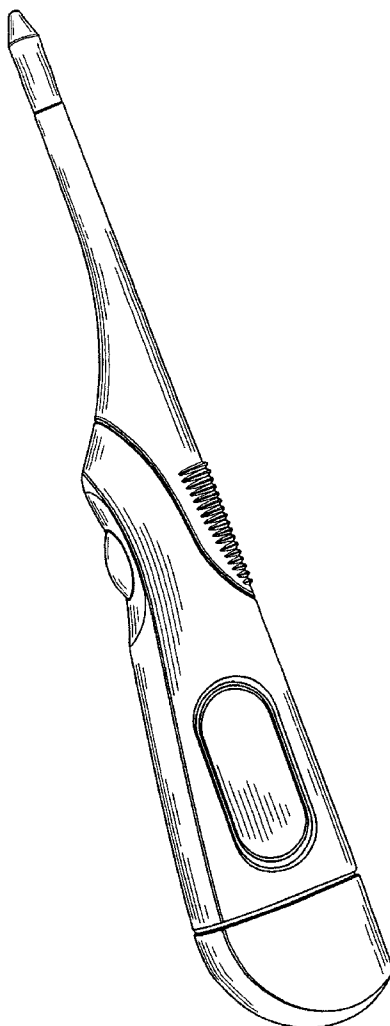
FIG. 4 is a right side view of the thermometer.

FIG. 5 is a left side view of the thermometer.

FIG. 6 is a top view of the thermometer; and,

FIG. 7 is a bottom view of the thermometer.

**1 Claim, 6 Drawing Sheets**



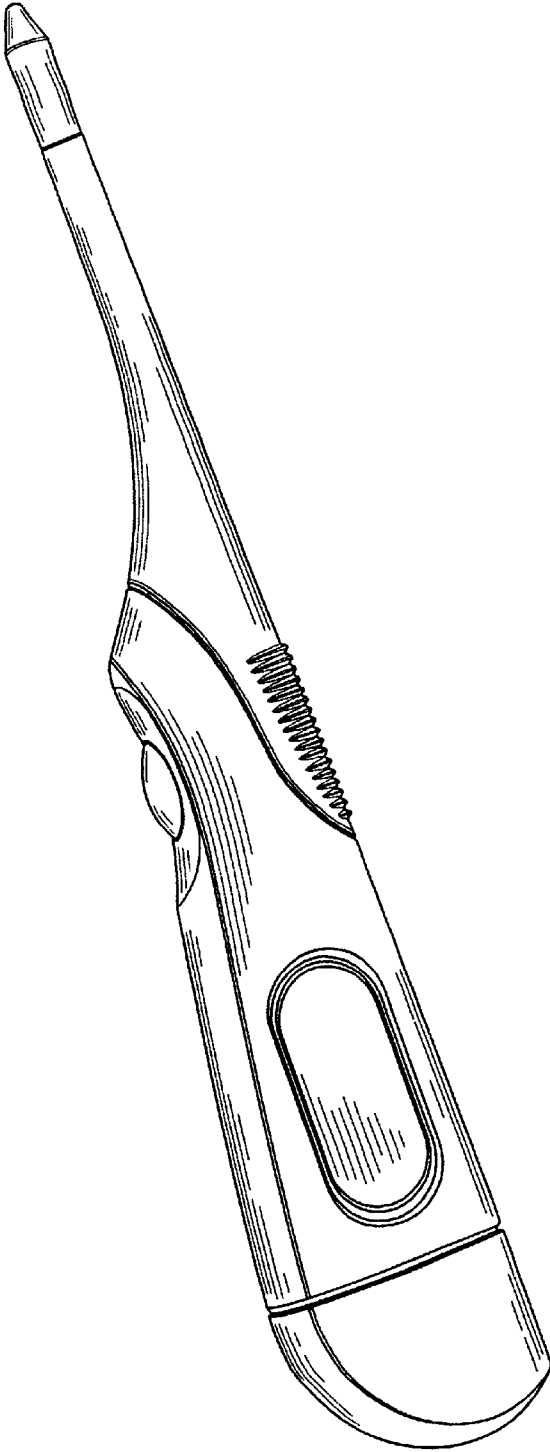


FIG. 1

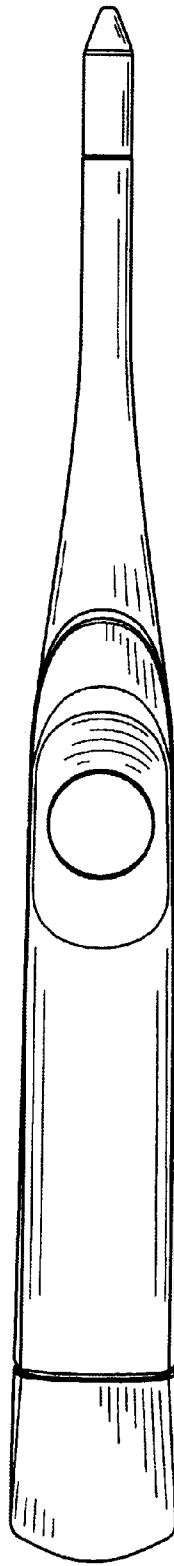


FIG. 2

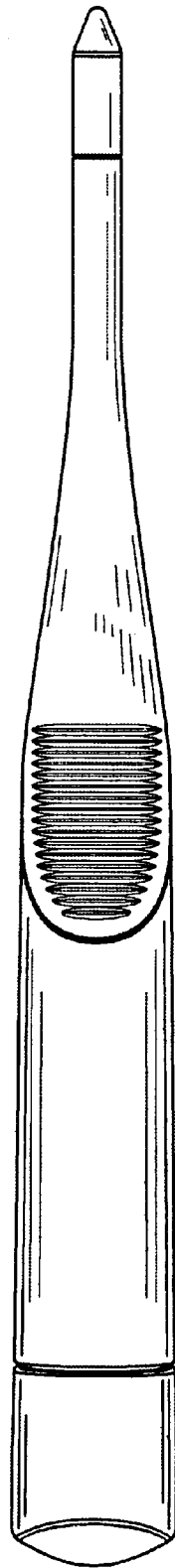


FIG. 3

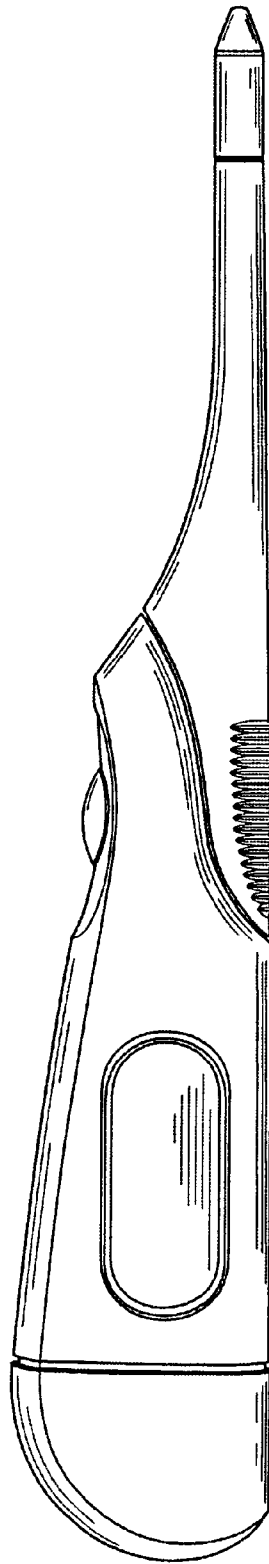


FIG. 4

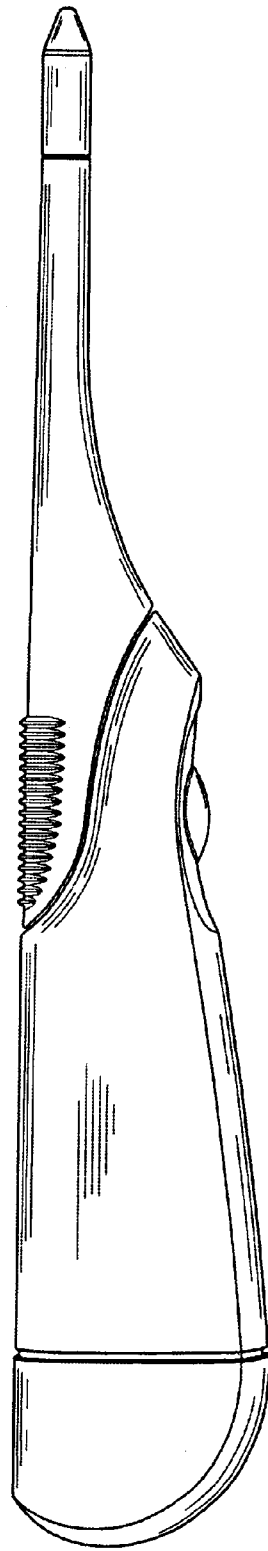


FIG. 5

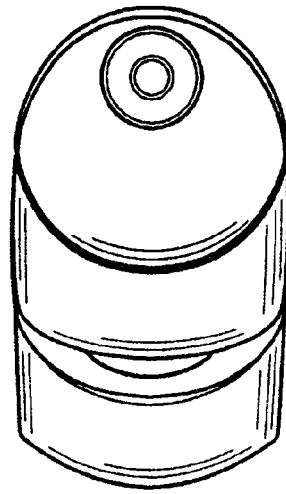


FIG. 6

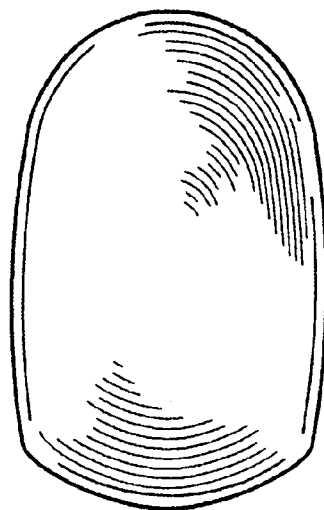


FIG. 7