



US00D724265S

(12) **United States Design Patent**
Alima

(10) **Patent No.:** **US D724,265 S**

(45) **Date of Patent:** **** Mar. 10, 2015**

(54) **PORTABLE VAPORIZER CHAMBER**

(71) Applicant: **Yariv Alima**, Plantation, FL (US)

(72) Inventor: **Yariv Alima**, Plantation, FL (US)

(73) Assignee: **Atmos Nation, LLC**, Davie, FL (US)

(**) Term: **14 Years**

(21) Appl. No.: **29/464,976**

(22) Filed: **Aug. 22, 2013**

(51) **LOC (10) Cl.** **27-02**

(52) **U.S. Cl.**
USPC **D27/167**

(58) **Field of Classification Search**
CPC A24F 1/02; A24F 1/04; A24F 1/06;
A24F 1/08; A24F 1/10; A24F 1/12; A24F
1/14; A24F 1/22; A24F 9/16; A24F 47/002
USPC D27/100-101, 106, 143, 152, 161-169,
D27/172, 183, 187, 189, 190, 193-194;
131/220-222, 226, 173, 174, 194,
131/329-330; D7/584, 585; D9/500, 502;
D11/143, 144, 146, 152; D24/110.5
See application file for complete search history.

(56) **References Cited**

U.S. PATENT DOCUMENTS

D655,036 S * 2/2012 Zhou D27/101
D682,465 S * 5/2013 Yeom D27/194
D683,897 S * 6/2013 Liu D27/170

8,495,998 B2 * 7/2013 Schennum 128/200.23
8,550,068 B2 * 10/2013 Terry et al. 128/202.21
D693,053 S * 11/2013 Chen D27/101
D695,450 S * 12/2013 Benassayag et al. D27/163
D702,876 S * 4/2014 Liu D27/194
D707,389 S * 6/2014 Liu D27/194
8,770,187 B2 * 7/2014 Murphy 128/200.18
2006/0254604 A1 * 11/2006 Martinez Fernandez 131/273
2011/0232654 A1 * 9/2011 Mass 131/273
2013/0152922 A1 * 6/2013 Benassayag et al. 128/202.21
2014/0216483 A1 * 8/2014 Alima 131/329

* cited by examiner

Primary Examiner — Susan Bennett Hattan

Assistant Examiner — Janice Hallmark

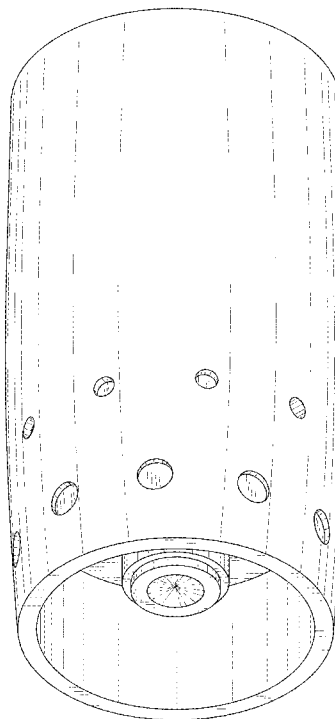

(57) **CLAIM**

The ornamental design for a portable vaporizer chamber, as shown and described.

DESCRIPTION

FIG. 1 is a perspective view of a portable vaporizer chamber; FIG. 2 is a front view thereof; FIG. 3 is a rear view thereof; FIG. 4 is a right view thereof; FIG. 5 is a left view thereof; FIG. 6 is a top view thereof; FIG. 7 is a bottom view thereof; FIG. 8 is a bottom perspective view thereof; FIG. 9 is a front view thereof, showing the plane upon which a cross-sectional view is taken and shown in FIG. 10; and, FIG. 10 is a side cross-sectional view thereof taken along line 10-10 of FIG. 9.

1 Claim, 10 Drawing Sheets






FIG. 1




FIG. 2

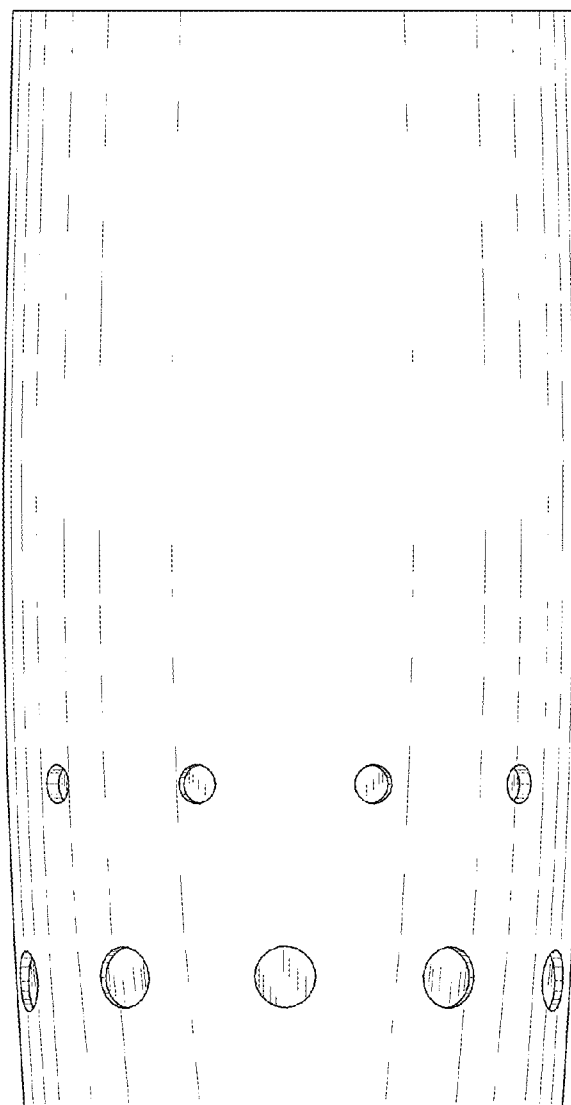


FIG. 3




FIG. 4




FIG. 5

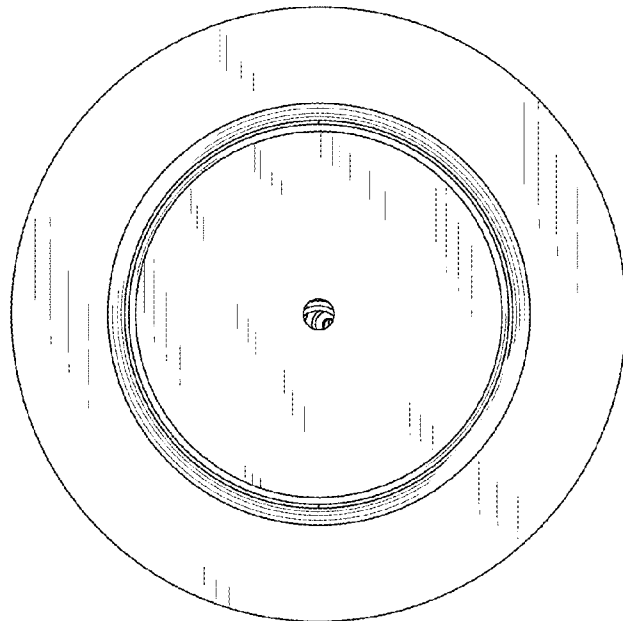


FIG. 6

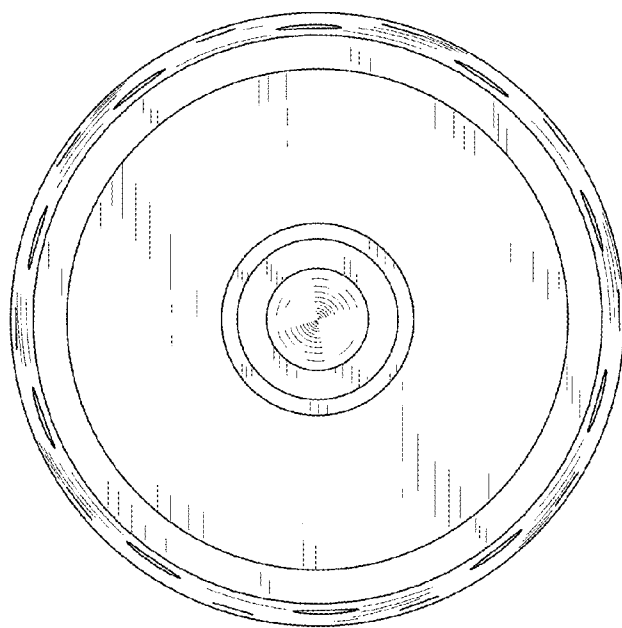


FIG. 7

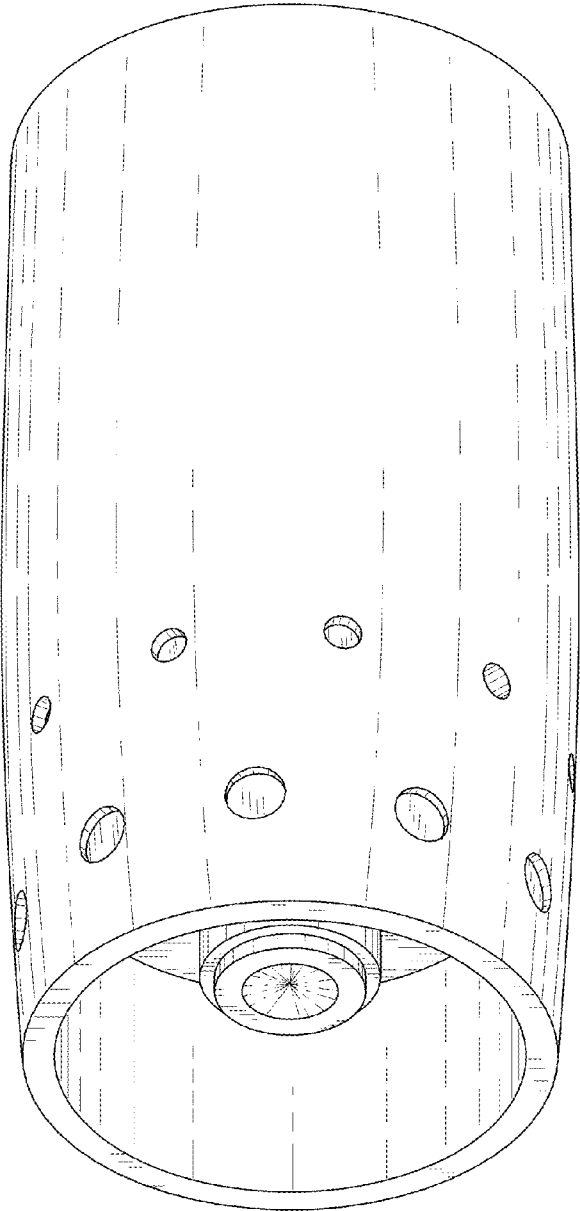


FIG. 8




FIG. 9

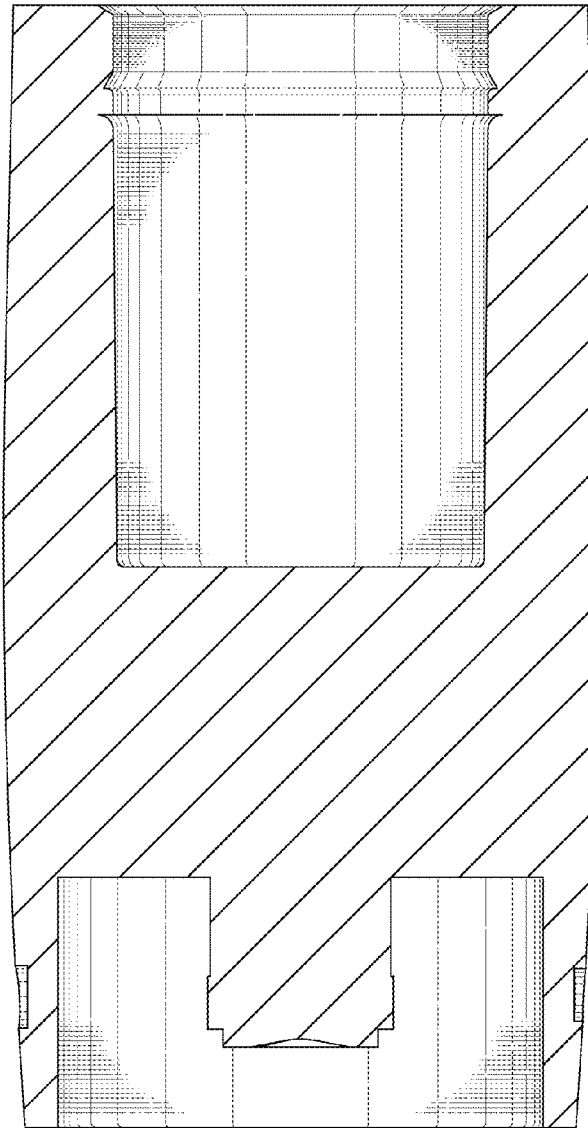


FIG. 10