



(12) **EUROPEAN PATENT APPLICATION**

(43) Date of publication:  
**26.11.2014 Bulletin 2014/48**

(51) Int Cl.:  
**A61K 31/575** <sup>(2006.01)</sup> **A61P 21/00** <sup>(2006.01)</sup>  
**A61P 19/02** <sup>(2006.01)</sup> **A61P 11/06** <sup>(2006.01)</sup>

(21) Application number: **14173342.8**

(22) Date of filing: **28.05.2009**

(84) Designated Contracting States:  
**AT BE BG CH CY CZ DE DK EE ES FI FR GB GR HR HU IE IS IT LI LT LU LV MC MK MT NL NO PL PT RO SE SI SK TR**

- **Hoffman, Eric**  
**Kensington, MD Maryland 20895 (US)**
- **Kanneboyina, Nagaraju**  
**Kensington, MD Maryland 20895 (US)**

(30) Priority: **28.05.2008 US 56715 P**

(74) Representative: **Rees, Kerry**  
**WP Thompson**  
**55 Drury Lane**  
**London WC2B 5SQ (GB)**

(62) Document number(s) of the earlier application(s) in accordance with Art. 76 EPC:  
**09767367.7 / 2 278 978**

(71) Applicant: **Validus Biopharma, Inc.**  
**Kensington, MD 20895 (US)**

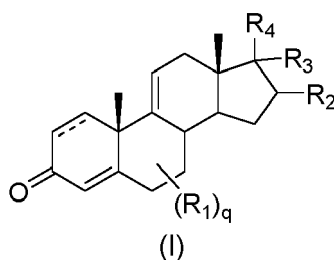
Remarks:

This application was filed on 20-06-2014 as a divisional application to the application mentioned under INID code 62.

(72) Inventors:  
• **Mccall, John, M.**  
**Kensington, MD Maryland 20895 (US)**

(54) **Non-hormonal steroid modulators of NF-KB for treatment of disease**

(57) The present invention is directed to a compound for use in reducing the symptoms of muscular dystrophy, wherein said compound has structural Formula I:



wherein:  
said dashed line indicates an optional double bond;  
each  $R_1$  is hydrogen;  
 $R_2$  is selected from the group consisting of hydrogen and methyl;  
 $R_3$  is selected from the group consisting of hydrogen, hydroxyl, and methyl;  
or  $R_2$  and  $R_3$  may be taken together to form a double

bond;  
 $R_4$  is  $-(CO)_n(C(R_5)(R_6))_m(R_7)$ ;  
 $R_5$  and  $R_6$  are independently selected from the groups consisting of hydrogen and  $C_{1-3}$  alkyl;  
 $R_7$  is selected from the group consisting of  $-N(R_8)(R_9)$  and  $-OR_{10}$ ;  
 $R_8$ , and  $R_9$  are each independently selected from the group consisting of hydrogen, lower alkyl, and  $-(C(R_5)_2)_pR_{11}$ ; or  $R_8$  and  $R_9$  may be taken together to form a heterocycloalkyl;  
 $R_{10}$  is selected from the group consisting of hydrogen, acyl, lower alkyl, and  $-(C(R_5)_2)_pR_{11}$ ;  
 $R_{11}$  is selected from the group consisting of hydroxyl and amino;  
 $n$  is 0 or 1;  
 $m$  is an integer between 1 and 3;  
 $p$  is an integer between 1 and 3; and  
 $q$  is an integer between 1 and 4.

## Description

**[0001]** This invention was made with support from the U.S. Government under Contract No. DOD 05118004 and NIH No. 1U54HD053177-01A1. The U.S. Government has certain rights to this invention.

**[0002]** This application claims the benefit of priority of United States provisional application No. 61/056,715, filed May 28, 2008, the disclosure of which is hereby incorporated by reference as if written herein in its entirety.

**[0003]** Disclosed herein are new non-hormonal steroid compounds and compositions and their application as pharmaceuticals for the treatment of disease. Methods of modulation of NF- $\kappa$ B activity in a human or animal subject are also provided for the treatment of diseases mediated by NF- $\kappa$ B.

**[0004]** Muscular wasting diseases, such as muscular dystrophies, are a group of degenerative diseases that culminate in progressive skeletal muscle wasting leading to muscle weakness, a high incidence of bone fracture, wheelchair dependence, and in some cases death. Of the muscular dystrophies, Duchenne muscular dystrophy is the most severe and most widely recognized. Another muscular wasting disease which shows similar symptoms, although less severe than Duchenne muscular dystrophy, is Becker muscular dystrophy. Even though the defective dystrophin gene causing both Duchenne muscular dystrophy and Becker muscular dystrophy has been known for over 20 years, a cure is still lacking.

**[0005]** Several catabolic factors that act to destroy host tissues during the cachectic process have been identified. It appears that the oversecretion of inflammatory cytokines, specifically tumor necrosis factor- $\alpha$  (TNF- $\alpha$ ), is one of the most likely causes of cachexia. Specifically, TNF- $\alpha$  can mimic most of the abnormalities that occur in cachexia such as weight loss, anorexia, increased thermogenesis, changes in lipid metabolism, insulin resistance, and muscle wasting.

**[0006]** Muscle atrophy can also be induced by the loss of innervation or damage to innervation of the muscle tissue. Diseases such as chronic neuropathy and motor neuron disease can cause damage to innervation. Physical injury to the nerve can also lead to damage to the innervation of the muscle tissue. Alternatively, muscle atrophy can be the result of environmental conditions such as during spaceflight or as a result of aging or extended bed rest. Under these environmental conditions, the muscles do not bear the usual weight load, resulting in muscle atrophy from disuse. Specifically, during muscle disuse, intracellular processes are activated to induce proteolysis, mainly through the ATP dependent ubiquitin proteasome pathway, which regulates the NF- $\kappa$ B pathway.

**[0007]** NF- $\kappa$ B is known to mediate extracellular signals responsible for the induction of genes involved in pro-inflammatory responses. NF- $\kappa$ B is sequestered in the cytoplasm of most non-stimulated cells through a non-covalent interaction with one of several proteins known as inhibitors of kappa-beta ( $\text{I}\kappa\text{Bs}$ ) (May & Ghosh, (1997) *Semin. Cancer Biol.* 8, 63-73; May & Ghosh, (1998) *Immunol. Today* 19, 80-88; Ghosh et al., (1998) *Annu. Rev. Immunol.* 16, 225-260). Cellular stimuli associated with pro-inflammatory responses such as TNF- $\alpha$  activate kinases, which in turn activate NF- $\kappa$ B by phosphorylating  $\text{I}\kappa\text{Bs}$ . The kinases that phosphorylate  $\text{I}\kappa\text{Bs}$  are called  $\text{I}\kappa\text{B}$  kinases (IKKs).

**[0008]** Phosphorylation targets  $\text{I}\kappa\text{Bs}$  for subsequent ubiquitination and degradation. This degradation of  $\text{I}\kappa\text{Bs}$  reveals the nuclear localization signal on NF- $\kappa$ B, allowing nuclear accumulation of activation, which leads to binding of DNA and control of specific gene expression. Phosphorylation of  $\text{I}\kappa\text{B}$  is therefore an important step in the regulation of NF- $\kappa$ B downstream of many stimuli, although other mechanisms can lead to the activation of functional NF- $\kappa$ B.

**[0009]** The identification and characterization of kinases that phosphorylate  $\text{I}\kappa\text{Bs}$  has led to a better understanding of signaling pathways involving NF- $\kappa$ B activation. Several different subtypes of IKK have been identified thus far. IKK $\alpha$  was initially identified as an  $\text{I}\kappa\text{B}$  kinase induced by TNF- $\alpha$  stimulation in HeLa cells (DiDonato et al., (1997) *Nature* 388, 548-554). Another  $\text{I}\kappa\text{B}$  kinase homologous to IKK $\alpha$  was identified, termed IKK $\beta$ , and determined to be the major  $\text{I}\kappa\text{B}$  kinase induced following TNF $\alpha$  stimulation (Takeda et al., (1999) *Science* 284, 313-316; U.S. Pat. No. 6,030,834, issued to Pots et al. (2000); U.S. Pat. No. 5,939,302, issued to Woronicz et al. (1999)). IKK $\alpha$  and IKK $\beta$  have an overall homology of 52% and a 65% homology in the kinase domain (Zandi et al., (1997) *Cell* 91, 243-252).

**[0010]**  $\text{I}\kappa\text{B}$  protein kinases (IKKs) phosphorylate  $\text{I}\kappa\text{Bs}$  at specific serine residues. Specifically, they phosphorylate serines 32 and 36 of  $\text{I}\kappa\text{B}\zeta$  (Traenckner et al., (1995) *EMBO J.* 14, 2876-2883; DiDonato et al., (1996) *Mol. Cell. Biol.* 16, 1295-1304). Phosphorylation of both sites is required to efficiently target  $\text{I}\kappa\text{B}\alpha$  for degradation. Furthermore, activation of IKK $\alpha$  and IKK $\beta$  is usually in response to NF- $\kappa$ B activating agents including phorbol 12-myristate 13-acetate (PMA), lipopolysaccharide (LPS), interleukin-1 (IL-1), TNF- $\alpha$ , reactive oxygen species, and DNA damaging agents. Mutant IKK $\alpha$  and IKK $\beta$ , which are catalytically inactive, can be used to block NF- $\kappa$ B stimulation.  $\text{I}\kappa\text{B}$  kinases are therefore essential in the regulation of NF- $\kappa$ B activation processes downstream of inflammatory stimuli. In other pathways,  $\text{I}\kappa\text{B}$  kinases may not be important.

**[0011]** IKK $\alpha$  and IKK $\beta$  have distinct structural motifs including an amino terminal serine-threonine kinase domain separated from a carboxyl proximal helix-loop-helix domain by a leucine zipper domain. These structural characteristics are unlike other kinases, and the non-catalytic domains are thought to be involved in protein-protein interactions. As such, proteins which bind to IKKs should be capable of regulating the activity of NF- $\kappa$ B and potentially regulating downstream events such as induction of NF- $\kappa$ B. For instance, NEMO (NF- $\kappa$ B Essential Modulator) is a protein which has been identified to bind to IKKs and facilitate kinase activity (Yamaoka et al., (1998) *Cell* 93, 1231-1240; Rothwarf et al.,

(1998) Nature 395, 287-300).

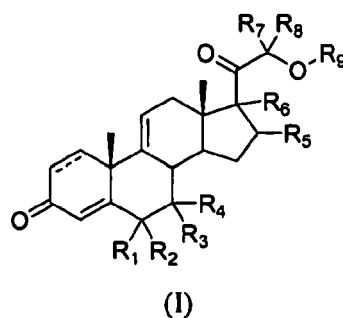
**[0012]** In vivo studies have shown that chronic NF- $\kappa$ B activation is associated with muscular wasting diseases such as Duchenne muscular dystrophy, and is further illustrated in US 2007/0225315 (March, 15, 2007). Specifically, muscle wasting was largely prevented in subjects that were heterozygous for the p65/RelA NF- $\kappa$ B subunit. An injection of an NF- $\kappa$ B activation inhibitor peptide was found to inhibit the dystrophic phenotype in affected mice subjects. Without being bound by a particular theory, it appears that chronic activation of NF- $\kappa$ B is required for the muscle wasting symptoms of Duchenne muscular dystrophy. As such, a drug-based therapy targeting NF- $\kappa$ B can be an effective strategy to treat Duchenne muscular dystrophy, as well as other forms of muscular wasting diseases.

**[0013]** In general, muscular wasting diseases may be treated in accordance with the present disclosure with a direct or indirect modulator of NF- $\kappa$ B. Indirect modulators of NF- $\kappa$ B include, for example, inhibitors of I $\kappa$ B kinases (IKKs) such as IKK $\alpha$  inhibitors and IKK $\beta$  inhibitors, and inhibitors functioning directly upstream from IKKs in the signaling pathway such as inhibitors of phosphoinositide dependent kinase (PDK) and inhibitors of Akt (also referred to as PKB).

**[0014]** As noted above, one suitable approach for modulating the NF- $\kappa$ B pathway is by binding to one of the I $\kappa$ B protein kinases (IKKs). By binding the IKKs, phosphorylation of I $\kappa$ Bs is blocked and NF- $\kappa$ B cannot be activated. In one embodiment, direct inhibiting compounds of IKK catalytic activity can be administered for the purpose of blocking the NF- $\kappa$ B pathway and inhibiting a muscular wasting disease. Specifically, inhibitors of IKK $\alpha$  or their enantiomers, analogs, prodrugs, active metabolites, salts, and/or hydrates thereof can be administered to the subject for the purpose of inhibiting a muscular wasting disease.

**[0015]** Novel compounds and pharmaceutical compositions, certain of which have been found to modulate NF- $\kappa$ B have been discovered, together with methods of synthesizing and using the compounds including methods for the treatment of NF- $\kappa$ B-mediated diseases in a patient by administering the compounds.

**[0016]** In certain embodiments, disclosed herein are compounds having structural Formula I:



or a salt thereof, wherein:

said dashed line indicates an optional double bond;

R<sub>1</sub>, R<sub>2</sub>, R<sub>3</sub>, and R<sub>4</sub> are each independently selected from the group consisting of hydrogen, unsubstituted lower alkyl, lower haloalkyl, and halogen;

R<sub>5</sub> is selected from the group consisting of hydrogen, lower alkyl, aryl, cycloalkyl, heterocycloalkyl, and heteroaryl, said lower alkyl, aryl, cycloalkyl, heterocycloalkyl, and heteroaryl being optionally substituted with one or more substituents selected from the group consisting of acyl, alkenyl, alkoxy, alkyl, alkynyl, amido, amino, aryl, aryloxy, cycloalkyl, haloalkoxy, haloalkyl, heteroalkyl, heteroaryl, hydroxy, perhaloalkoxy, and thiol;

R<sub>6</sub> is selected from the group consisting of hydrogen, hydroxyl, and lower alkyl, said lower alkyl being optionally substituted with one or more substituents selected from the group consisting of alkenyl, alkoxy, alkyl, alkynyl, aryl, aryloxy, haloalkoxy, haloalkyl, heteroalkyl, hydroxy, and thiol;

R<sub>7</sub> and R<sub>8</sub> are independently selected from the groups consisting of hydrogen, unsubstituted C<sub>1-3</sub> alkyl, or R<sub>7</sub> and R<sub>8</sub> can be taken together to form oxo or C<sub>3-6</sub> saturated cycloalkyl; and

R<sub>9</sub> is selected from the group consisting of hydrogen, acyl, and alkyl, said acyl and alkyl being optionally substituted with one or more substituents selected from the group consisting of acyl, alkenyl, alkoxy, alkyl, alkylamino, alkylthio, alkynyl, amido, amino, aryl, aryloxy, aroyl, carbamate, carboxyl, cyano, cycloalkyl, halogen, haloalkoxy, haloalkyl, heteroalkyl, heterocycloalkyl, heteroaryl, hydrazinyl, hydroxy, mercaptyl, nitro, oxo, perhaloalkoxy, sulfonate, alkyl-sulfonyl, N-sulfonamido, S-sulfonamido, and thiol.

**[0017]** In further embodiments, R<sub>7</sub> and R<sub>8</sub> are independently selected from the groups consisting of hydrogen, unsubstituted C<sub>2-3</sub> alkyl, or R<sub>7</sub> and R<sub>8</sub> can be taken together to form C<sub>3-6</sub> saturated cycloalkyl; R<sub>9</sub> is selected from the group consisting of hydrogen, acyl, and alkyl, said acyl and alkyl being optionally substituted with one or more substituents

selected from the group consisting of acyl, alkenyl, alkoxy, alkyl, alkylamino, alkylthio, alkynyl, amino, aryl, aryloxy, aroyl, carbamate, cyano, cycloalkyl, halogen, haloalkoxy, haloalkyl, heteroalkyl, heterocycloalkyl, heteroaryl, hydrazinyl, hydroxy, mercaptyl, perhaloalkoxy, sulfonate, alkylsulfonyl, N-sulfonamido, S-sulfonamido, and thiol; if  $R_1$  is hydrogen, methyl,  $-\text{CH}_2\text{F}$ , or fluoro,  $R_2$ ,  $R_3$ ,  $R_4$ ,  $R_5$ ,  $R_7$ , and  $R_8$  are each hydrogen, and  $R_6$  is hydroxyl, then  $R_9$  is not hydrogen, formyl, unsubstituted  $\text{C}_1\text{-C}_5$  alkylacyl, or benzoyl; if  $R_1$  is hydrogen, methyl,  $-\text{CH}_2\text{F}$ , or fluoro,  $R_2$ ,  $R_3$ ,  $R_4$ ,  $R_7$ , and  $R_8$  are each hydrogen,  $R_5$  is methyl, and  $R_6$  is hydroxyl, then  $R_9$  is not hydrogen, formyl, unsubstituted  $\text{C}_1\text{-C}_5$  alkylacyl, trifluoroacetyl,  $-\text{C}(\text{O})$ -adamantyl, or benzoyl; if  $R_1$  is hydrogen, methyl, fluoro, or chloro,  $R_2$ ,  $R_3$ ,  $R_4$ ,  $R_6$ ,  $R_7$ , and  $R_8$  are each hydrogen, and  $R_5$  is methyl, then  $R_9$  is not hydrogen, unsubstituted  $\text{C}_1\text{-C}_5$  alkylacyl, or benzoyl; if said dashed line indicates a double bond,  $R_1$ ,  $R_2$ ,  $R_3$ ,  $R_4$ ,  $R_7$ , and  $R_8$  are each hydrogen, and  $R_5$  and  $R_6$  are each methyl, then  $R_9$  is not hydrogen, acetyl, or benzoyl; if said dashed line indicates a double bond,  $R_1$ ,  $R_2$ ,  $R_3$ ,  $R_4$ ,  $R_5$ ,  $R_7$ , and  $R_8$  are each hydrogen, and  $R_6$  is ethyl, then  $R_9$  is not acetyl; if said dashed line does not indicate a double bond,  $R_1$  is hydrogen or fluoro, and  $R_2$ ,  $R_3$ ,  $R_4$ ,  $R_5$ ,  $R_6$ ,  $R_7$ , and  $R_8$  are each hydrogen, then  $R_9$  is not hydrogen or acetyl; if  $R_1$ ,  $R_2$ ,  $R_4$ ,  $R_5$ ,  $R_7$ , and  $R_8$  are each hydrogen,  $R_3$  is methyl, and  $R_6$  is hydroxyl, then  $R_9$  is not hydrogen, formyl, unsubstituted  $\text{C}_1\text{-C}_5$  alkylacyl, or benzoyl; and if  $R_1$  and  $R_2$  are each fluoro,  $R_3$ ,  $R_4$ ,  $R_7$ , and  $R_8$  are each hydrogen,  $R_5$  is methyl, and  $R_6$  is hydroxyl, then  $R_9$  is not acetyl.

**[0018]** In further embodiments,  $R_5$  is selected from the group consisting of  $\text{C}_2\text{-C}_8$  alkyl, aryl, cycloalkyl, heterocycloalkyl, and heteroaryl, said  $\text{C}_2\text{-C}_8$  alkyl, aryl, cycloalkyl, heterocycloalkyl, and heteroaryl being optionally substituted with one or more substituents selected from the group consisting of acyl, alkenyl, alkoxy, alkyl, alkynyl, amido, amino, aryl, aryloxy, cycloalkyl, haloalkoxy, haloalkyl, heteroalkyl, heteroaryl, hydroxy, perhaloalkoxy, and thiol.

**[0019]** In further embodiments,  $R_1$  and  $R_3$  are each hydrogen;  $R_2$  and  $R_4$  are each independently selected from the group consisting of hydrogen, methyl, and fluorine;  $R_5$  is selected from the group consisting of hydrogen, unsubstituted lower alkyl, and phenyl;  $R_6$  is selected from the group consisting of hydrogen, hydroxyl, and methyl;  $R_7$  and  $R_8$  are each hydrogen; and  $R_9$  is selected from the group consisting of hydrogen, acyl, and alkyl, said acyl and alkyl being optionally substituted with amino, hydroxyl, and carboxyl.

**[0020]** In further embodiments,  $R_2$  and  $R_4$  are each hydrogen;  $R_5$  is selected from the group consisting of hydrogen, unsubstituted lower alkyl, and phenyl;  $R_6$  is selected from the group consisting of hydrogen, hydroxyl, and methyl;  $R_7$  and  $R_8$  are each hydrogen; and  $R_9$  is selected from the group consisting of hydrogen, acyl, and alkyl, said acyl and alkyl being optionally substituted with amino, hydroxyl, and carboxyl.

**[0021]** In further embodiments,  $R_5$  is selected from the group consisting of hydrogen, methyl, and ethyl;  $R_6$  is selected from the group consisting of hydrogen, hydroxyl, and methyl; and  $R_9$  is selected from the group consisting of hydrogen, acetyl, and  $-\text{C}(\text{O})\text{CH}_2\text{CH}_2\text{CO}_2\text{H}$ .

**[0022]** In further embodiments,  $R_5$  is selected from the group consisting of unsubstituted  $\text{C}_2\text{-C}_6$  alkyl and phenyl;  $R_6$  is selected from the group consisting of hydrogen, hydroxyl, and methyl; and  $R_9$  is selected from the group consisting of hydrogen, acetyl, and  $-\text{C}(\text{O})\text{CH}_2\text{CH}_2\text{CO}_2\text{H}$ .

**[0023]** In further embodiments,  $R_5$  is ethyl.

**[0024]** In further embodiments, said dashed line indicates an optional double bond;  $R_1$ ,  $R_2$ ,  $R_3$ , and  $R_4$  are each independently selected from the group consisting of hydrogen, unsubstituted lower alkyl, lower haloalkyl, and halogen;  $R_5$  is selected from the group consisting of hydrogen, lower alkyl, aryl, cycloalkyl, heterocycloalkyl, and heteroaryl, said lower alkyl, aryl, cycloalkyl, heterocycloalkyl, and heteroaryl being optionally substituted with one or more substituents selected from the group consisting of acyl, alkenyl, alkoxy, alkyl, alkynyl, amido, amino, aryl, aryloxy, cycloalkyl, haloalkoxy, haloalkyl, heteroalkyl, heteroaryl, hydroxy, perhaloalkoxy, and thiol;  $R_6$  is selected from the group consisting of hydrogen, hydroxyl, and lower alkyl, said lower alkyl being optionally substituted with one or more substituents selected from the group consisting of alkenyl, alkoxy, alkyl, alkynyl, aryl, aryloxy, haloalkoxy, haloalkyl, heteroalkyl, hydroxy, and thiol;  $R_7$  and  $R_8$  are independently selected from the groups consisting of hydrogen, unsubstituted  $\text{C}_{1-3}$  alkyl, or  $R_7$  and  $R_8$  can be taken together to form oxo or  $\text{C}_{3-6}$  saturated cycloalkyl; and  $R_9$  is selected from the group consisting of hydrogen, acyl, and alkyl, said acyl and alkyl being optionally substituted with one or more substituents selected from the group consisting of acyl, alkenyl, alkoxy, alkyl, alkylamino, alkylthio, alkynyl, amido, amino, aryl, aryloxy, aroyl, carbamate, carboxyl, cyano, cycloalkyl, halogen, haloalkoxy, haloalkyl, heteroalkyl, heterocycloalkyl, heteroaryl, hydrazinyl, hydroxy, mercaptyl, nitro, oxo, perhaloalkoxy, alkylsulfonyl, N-sulfonamido, S-sulfonamido, and thiol; if  $R_1$ ,  $R_2$ ,  $R_3$ ,  $R_4$ ,  $R_7$ , and  $R_8$  are each hydrogen,  $R_5$  is methyl, and  $R_6$  is hydroxyl, then  $R_9$  is not  $-\text{C}(\text{O})\text{CH}_2\text{CH}_2\text{CO}_2\text{H}$ ; if said dashed line does not indicate a double bond,  $R_1$ ,  $R_2$ ,  $R_3$ ,  $R_4$ ,  $R_5$ ,  $R_7$ , and  $R_8$  are each hydrogen, and  $R_6$  is hydroxyl, then  $R_9$  is not  $-\text{C}(\text{O})\text{CH}_2\text{CH}_2\text{CO}_2\text{H}$ ; if said dashed line indicates a double bond,  $R_1$  is methyl,  $R_2$ ,  $R_3$ ,  $R_4$ ,  $R_5$ ,  $R_7$ , and  $R_8$  are each hydrogen, and  $R_6$  is hydroxyl, then  $R_9$  is not  $-\text{C}(\text{O})\text{CH}_2\text{CH}_2\text{CO}_2\text{H}$ ; if  $R_1$ ,  $R_2$ ,  $R_3$ ,  $R_4$ ,  $R_5$ ,  $R_7$ , and  $R_8$  are each hydrogen and  $R_6$  is hydroxyl, then  $R_9$  is not hydrogen or acetyl; if said dashed line does not indicate a double bond,  $R_1$  is fluorine,  $R_2$ ,  $R_3$ ,  $R_4$ ,  $R_7$ , and  $R_8$  are each hydrogen,  $R_5$  is methyl, and  $R_6$  is hydroxyl, then  $R_9$  is not hydrogen or acetyl; and if said dashed line does not indicate a double bond,  $R_1$  is methyl,  $R_2$ ,  $R_3$ ,  $R_4$ ,  $R_5$ ,  $R_7$ , and  $R_8$  are each hydrogen, and  $R_6$  is hydroxyl, then  $R_9$  is not acetyl.

**[0025]** In further embodiments,  $R_7$  and  $R_8$  are independently selected from the groups consisting of hydrogen, unsub-

stituted C<sub>2</sub>-C<sub>3</sub> alkyl, or R<sub>7</sub> and R<sub>8</sub> can be taken together to form C<sub>3-6</sub> saturated cycloalkyl; R<sub>9</sub> is selected from the group consisting of hydrogen, acyl, and alkyl, said acyl and alkyl being optionally substituted with one or more substituents selected from the group consisting of acyl, alkenyl, alkoxy, alkyl, alkylamino, alkylthio, alkynyl, amino, aryl, aryloxy, aroyl, carbamate, cyano, cycloalkyl, halogen, haloalkoxy, haloalkyl, heteroalkyl, heterocycloalkyl, heteroaryl, hydrazinyl, hydroxy, mercaptanyl, perhaloalkoxy, alkylsulfonyl, N-sulfonamido, S-sulfonamido, and thiol; if R<sub>1</sub> is hydrogen, methyl, -CH<sub>2</sub>F, or fluoro, R<sub>2</sub>, R<sub>3</sub>, R<sub>4</sub>, R<sub>5</sub>, R<sub>7</sub>, and R<sub>8</sub> are each hydrogen, and R<sub>6</sub> is hydroxyl, then R<sub>9</sub> is not hydrogen, formyl, unsubstituted C<sub>1</sub>-C<sub>5</sub> alkylacyl, or benzoyl; if R<sub>1</sub> is hydrogen, methyl, -CH<sub>2</sub>F, or fluoro, R<sub>2</sub>, R<sub>3</sub>, R<sub>4</sub>, R<sub>7</sub>, and R<sub>8</sub> are each hydrogen, R<sub>5</sub> is methyl, and R<sub>6</sub> is hydroxyl, then R<sub>9</sub> is not hydrogen, formyl, unsubstituted C<sub>1</sub>-C<sub>5</sub> alkylacyl, trifluoroacetyl, -C(O)-adamantyl, or benzoyl; if R<sub>1</sub> is hydrogen, methyl, fluoro, or chloro, R<sub>2</sub>, R<sub>3</sub>, R<sub>4</sub>, R<sub>5</sub>, R<sub>7</sub>, and R<sub>8</sub> are each hydrogen, and R<sub>6</sub> is methyl, then R<sub>9</sub> is not hydrogen, unsubstituted C<sub>1</sub>-C<sub>5</sub> alkylacyl, or benzoyl; if said dashed line indicates a double bond, R<sub>1</sub>, R<sub>2</sub>, R<sub>3</sub>, R<sub>4</sub>, R<sub>5</sub>, R<sub>7</sub>, and R<sub>8</sub> are each hydrogen, and R<sub>6</sub> is ethyl, then R<sub>9</sub> is not acetyl; if said dashed line indicates a double bond, R<sub>1</sub>, R<sub>2</sub>, R<sub>3</sub>, R<sub>4</sub>, R<sub>5</sub>, R<sub>7</sub>, and R<sub>8</sub> are each hydrogen, and R<sub>6</sub> is ethyl, then R<sub>9</sub> is not acetyl; if said dashed line does not indicate a double bond, R<sub>1</sub> is hydrogen or fluoro, and R<sub>2</sub>, R<sub>3</sub>, R<sub>4</sub>, R<sub>5</sub>, R<sub>6</sub>, R<sub>7</sub>, and R<sub>8</sub> are each hydrogen, then R<sub>9</sub> is not hydrogen or acetyl; if R<sub>1</sub>, R<sub>2</sub>, R<sub>4</sub>, R<sub>5</sub>, R<sub>7</sub>, and R<sub>8</sub> are each hydrogen, R<sub>3</sub> is methyl, and R<sub>6</sub> is hydroxyl, then R<sub>9</sub> is not hydrogen, formyl, unsubstituted C<sub>1</sub>-C<sub>5</sub> alkylacyl, or benzoyl; and if R<sub>1</sub> and R<sub>2</sub> are each fluoro, R<sub>3</sub>, R<sub>4</sub>, R<sub>7</sub>, and R<sub>8</sub> are each hydrogen, R<sub>5</sub> is methyl, and R<sub>6</sub> is hydroxyl, then R<sub>9</sub> is not acetyl.

**[0026]** In further embodiments, R<sub>5</sub> is selected from the group consisting of C<sub>2</sub>-C<sub>8</sub> alkyl, aryl, cycloalkyl, heterocycloalkyl, and heteroaryl, said C<sub>2</sub>-C<sub>8</sub> alkyl, aryl, cycloalkyl, heterocycloalkyl, and heteroaryl being optionally substituted with one or more substituents selected from the group consisting of acyl, alkenyl, alkoxy, alkyl, alkynyl, amido, amino, aryl, aryloxy, cycloalkyl, haloalkoxy, haloalkyl, heteroalkyl, heteroaryl, hydroxy, perhaloalkoxy, and thiol.

**[0027]** In further embodiments, R<sub>1</sub> and R<sub>3</sub> are each hydrogen; R<sub>2</sub> and R<sub>4</sub> are each independently selected from the group consisting of hydrogen, methyl, and fluorine; R<sub>5</sub> is selected from the group consisting of hydrogen, unsubstituted lower alkyl, and phenyl; R<sub>6</sub> is selected from the group consisting of hydrogen, hydroxyl, and methyl; R<sub>7</sub> and R<sub>8</sub> are each hydrogen; and R<sub>9</sub> is selected from the group consisting of hydrogen, acyl, and alkyl, said acyl and alkyl being optionally substituted with amino, hydroxyl, and carboxyl.

**[0028]** In further embodiments, R<sub>2</sub> and R<sub>4</sub> are each hydrogen; R<sub>5</sub> is selected from the group consisting of hydrogen, unsubstituted lower alkyl, and phenyl; R<sub>6</sub> is selected from the group consisting of hydrogen, hydroxyl, and methyl; R<sub>7</sub> and R<sub>8</sub> are each hydrogen; and R<sub>9</sub> is selected from the group consisting of hydrogen, acyl, and alkyl, said acyl and alkyl being optionally substituted with amino, hydroxyl, and carboxyl.

**[0029]** In further embodiments, R<sub>5</sub> is selected from the group consisting of hydrogen, methyl, and ethyl; R<sub>6</sub> is selected from the group consisting of hydrogen, hydroxyl, and methyl; and R<sub>9</sub> is selected from the group consisting of hydrogen, acetyl, and -C(O)CH<sub>2</sub>CH<sub>2</sub>CO<sub>2</sub>H.

**[0030]** In further embodiments, R<sub>5</sub> is selected from the group consisting of unsubstituted C<sub>2</sub>-C<sub>6</sub> alkyl and phenyl; R<sub>6</sub> is selected from the group consisting of hydrogen, hydroxyl, and methyl; and R<sub>9</sub> is selected from the group consisting of hydrogen, acetyl, and -C(O)CH<sub>2</sub>CH<sub>2</sub>CO<sub>2</sub>H.

**[0031]** In further embodiments, R<sub>5</sub> is ethyl.

**[0032]** In further embodiments, said dashed line indicates an optional double bond; R<sub>1</sub>, R<sub>2</sub>, R<sub>3</sub>, and R<sub>4</sub> are each independently selected from the group consisting of hydrogen, unsubstituted lower alkyl, lower haloalkyl, and halogen; R<sub>5</sub> is selected from the group consisting of hydrogen, lower alkyl, aryl, cycloalkyl, heterocycloalkyl, and heteroaryl, said lower alkyl, aryl, cycloalkyl, heterocycloalkyl, and heteroaryl being optionally substituted with one or more substituents selected from the group consisting of acyl, alkenyl, alkoxy, alkyl, alkynyl, amido, amino, aryl, aryloxy, cycloalkyl, haloalkoxy, haloalkyl, heteroalkyl, heteroaryl, hydroxy, perhaloalkoxy, and thiol; R<sub>6</sub> is selected from the group consisting of hydrogen, hydroxyl, and lower alkyl, said lower alkyl being optionally substituted with one or more substituents selected from the group consisting of alkenyl, alkoxy, alkyl, alkynyl, aryl, aryloxy, haloalkoxy, haloalkyl, heteroalkyl, hydroxy, and thiol; R<sub>7</sub> and R<sub>8</sub> are independently selected from the groups consisting of hydrogen, unsubstituted C<sub>2</sub>-C<sub>3</sub> alkyl, or R<sub>7</sub> and R<sub>8</sub> can be taken together to form C<sub>3-6</sub> saturated cycloalkyl; R<sub>9</sub> is selected from the group consisting of hydrogen, acyl, and alkyl, said acyl and alkyl being optionally substituted with one or more substituents selected from the group consisting of acyl, alkenyl, alkoxy, alkyl, alkylamino, alkylthio, alkynyl, amino, aryl, aryloxy, aroyl, carbamate, cyano, cycloalkyl, halogen, haloalkoxy, haloalkyl, heteroalkyl, heterocycloalkyl, heteroaryl, hydrazinyl, hydroxy, mercaptanyl, perhaloalkoxy, sulfonate, alkylsulfonyl, N-sulfonamido, S-sulfonamido, and thiol; if R<sub>1</sub> is hydrogen, methyl, -CH<sub>2</sub>F, or fluoro, R<sub>2</sub>, R<sub>3</sub>, R<sub>4</sub>, R<sub>5</sub>, R<sub>7</sub>, and R<sub>8</sub> are each hydrogen, and R<sub>6</sub> is hydroxyl, then R<sub>9</sub> is not hydrogen, formyl, unsubstituted C<sub>1</sub>-C<sub>5</sub> alkylacyl, or benzoyl; if R<sub>1</sub> is hydrogen, methyl, -CH<sub>2</sub>F, or fluoro, R<sub>2</sub>, R<sub>3</sub>, R<sub>4</sub>, R<sub>7</sub>, and R<sub>8</sub> are each hydrogen, R<sub>5</sub> is methyl, and R<sub>6</sub> is hydroxyl, then R<sub>9</sub> is not hydrogen, formyl, unsubstituted C<sub>1</sub>-C<sub>5</sub> alkylacyl, trifluoroacetyl, -C(O)-adamantyl, or benzoyl; if R<sub>1</sub> is hydrogen, methyl, fluoro, or chloro, R<sub>2</sub>, R<sub>3</sub>, R<sub>4</sub>, R<sub>5</sub>, R<sub>7</sub>, and R<sub>8</sub> are each hydrogen, and R<sub>6</sub> is methyl, then R<sub>9</sub> is not hydrogen, unsubstituted C<sub>1</sub>-C<sub>5</sub> alkylacyl, or benzoyl; if said dashed line indicates a double bond, R<sub>1</sub>, R<sub>2</sub>, R<sub>3</sub>, R<sub>4</sub>, R<sub>5</sub>, R<sub>7</sub>, and R<sub>8</sub> are each hydrogen, and R<sub>6</sub> is ethyl, then R<sub>9</sub> is not acetyl; if said dashed line indicates a double bond, R<sub>1</sub>, R<sub>2</sub>, R<sub>3</sub>, R<sub>4</sub>, R<sub>5</sub>, R<sub>7</sub>, and R<sub>8</sub> are each hydrogen, and R<sub>6</sub> is ethyl, then R<sub>9</sub> is not acetyl; if said dashed line does not indicate a double bond, R<sub>1</sub> is hydrogen or fluoro, and R<sub>2</sub>, R<sub>3</sub>, R<sub>4</sub>, R<sub>5</sub>, R<sub>6</sub>, R<sub>7</sub>,

and R<sub>8</sub> are each hydrogen, then R<sub>9</sub> is not hydrogen or acetyl; if R<sub>1</sub>, R<sub>2</sub>, R<sub>4</sub>, R<sub>5</sub>, R<sub>7</sub>, and R<sub>8</sub> are each hydrogen, R<sub>3</sub> is methyl, and R<sub>6</sub> is hydroxyl, then R<sub>9</sub> is not hydrogen, formyl, unsubstituted C<sub>1</sub>-C<sub>5</sub> alkylacyl, or benzoyl; and if R<sub>1</sub> and R<sub>2</sub> are each fluoro, R<sub>3</sub>, R<sub>4</sub>, R<sub>7</sub>, and R<sub>8</sub> are each hydrogen, R<sub>5</sub> is methyl, and R<sub>6</sub> is hydroxyl, then R<sub>9</sub> is not acetyl.

**[0033]** In further embodiments, R<sub>1</sub> and R<sub>3</sub> are each hydrogen; R<sub>2</sub> and R<sub>4</sub> are each independently selected from the group consisting of hydrogen, methyl, and fluorine; R<sub>5</sub> is selected from the group consisting of hydrogen, unsubstituted lower alkyl, and phenyl; R<sub>6</sub> is selected from the group consisting of hydrogen, hydroxyl, and methyl; R<sub>7</sub> and R<sub>8</sub> are each hydrogen; and R<sub>9</sub> is selected from the group consisting of hydrogen, acyl, and alkyl, said acyl and alkyl being optionally substituted with amino and hydroxyl.

**[0034]** In further embodiments, R<sub>2</sub> and R<sub>4</sub> are each hydrogen; R<sub>5</sub> is selected from the group consisting of hydrogen, unsubstituted lower alkyl, and phenyl; R<sub>6</sub> is selected from the group consisting of hydrogen, hydroxyl, and methyl; R<sub>7</sub> and R<sub>8</sub> are each hydrogen; and R<sub>9</sub> is selected from the group consisting of hydrogen, acyl, and alkyl, said acyl and alkyl being optionally substituted with amino and hydroxyl.

**[0035]** In further embodiments, R<sub>5</sub> is selected from the group consisting of hydrogen, methyl, and ethyl; R<sub>6</sub> is selected from the group consisting of hydrogen, hydroxyl, and methyl; and R<sub>9</sub> is selected from the group consisting of hydrogen and acetyl.

**[0036]** In further embodiments, said dashed line indicates an optional double bond; R<sub>1</sub>, R<sub>2</sub>, R<sub>3</sub>, and R<sub>4</sub> are each independently selected from the group consisting of hydrogen, unsubstituted lower alkyl, lower haloalkyl, and halogen; R<sub>5</sub> is selected from the group consisting of C<sub>2</sub>-C<sub>8</sub> alkyl, aryl, cycloalkyl, heterocycloalkyl, and heteroaryl, said C<sub>2</sub>-C<sub>8</sub> alkyl, aryl, cycloalkyl, heterocycloalkyl, and heteroaryl being optionally substituted with one or more substituents selected from the group consisting of acyl, alkenyl, alkoxy, alkyl, alkynyl, amido, amino, aryl, aryloxy, cycloalkyl, haloalkoxy, haloalkyl, heteroalkyl, heteroaryl, hydroxy, perhaloalkoxy, and thiol; R<sub>6</sub> is selected from the group consisting of hydrogen, hydroxyl, and lower alkyl, said lower alkyl being optionally substituted with one or more substituents selected from the group consisting of alkenyl, alkoxy, alkyl, alkynyl, aryl, aryloxy, haloalkoxy, haloalkyl, heteroalkyl, hydroxy, and thiol; R<sub>7</sub> and R<sub>8</sub> are independently selected from the groups consisting of hydrogen, unsubstituted C<sub>1-3</sub> alkyl, or R<sub>7</sub> and R<sub>8</sub> can be taken together to form oxo or C<sub>3-6</sub> saturated cycloalkyl; and R<sub>9</sub> is selected from the group consisting of hydrogen, acyl, and alkyl, said acyl and alkyl being optionally substituted with one or more substituents selected from the group consisting of acyl, alkenyl, alkoxy, alkyl, alkylamino, alkylthio, alkynyl, amido, amino, aryl, aryloxy, aroyl, carbamate, carboxyl, cyano, cycloalkyl, halogen, haloalkoxy, haloalkyl, heteroalkyl, heterocycloalkyl, heteroaryl, hydrazinyl, hydroxy, mercaptyl, nitro, oxo, perhaloalkoxy, sulfonate, alkylsulfonyl, N-sulfonamido, S-sulfonamido, and thiol.

**[0037]** In further embodiments, R<sub>1</sub> and R<sub>3</sub> are each hydrogen; R<sub>2</sub> and R<sub>4</sub> are each independently selected from the group consisting of hydrogen, methyl, and fluorine; R<sub>5</sub> is selected from the group consisting of unsubstituted C<sub>2</sub>-C<sub>6</sub> alkyl and phenyl; R<sub>6</sub> is selected from the group consisting of hydrogen, hydroxyl, and methyl; R<sub>7</sub> and R<sub>8</sub> are each hydrogen; and R<sub>9</sub> is selected from the group consisting of hydrogen, acyl, and alkyl, said acyl and alkyl being optionally substituted with amino, hydroxyl, and carboxyl.

**[0038]** In further embodiments, R<sub>2</sub> and R<sub>4</sub> are each hydrogen; R<sub>6</sub> is selected from the group consisting of hydrogen, hydroxyl, and methyl; R<sub>7</sub> and R<sub>8</sub> are each hydrogen; and R<sub>9</sub> is selected from the group consisting of hydrogen, acyl, and alkyl, said acyl and alkyl being optionally substituted with amino, hydroxyl, and carboxyl.

**[0039]** In further embodiments, R<sub>6</sub> is selected from the group consisting of hydrogen, hydroxyl, and methyl; and R<sub>9</sub> is selected from the group consisting of hydrogen, acetyl, and -C(O)CH<sub>2</sub>CH<sub>2</sub>CO<sub>2</sub>H.

**[0040]** In further embodiments, R<sub>5</sub> is ethyl.

**[0041]** Certain compounds disclosed herein may possess useful NF-κB modulating activity, and may be used in the treatment or prophylaxis of a disease or condition in which NF-κB plays an active role. Thus, in broad aspect, certain embodiments also provide pharmaceutical compositions comprising one or more compounds disclosed herein together with a pharmaceutically acceptable carrier, as well as methods of making and using the compounds and compositions. Certain embodiments provide methods for modulating NF-κB. Other embodiments provide methods for treating a NF-κB-mediated disorder in a patient in need of such treatment, comprising administering to said patient a therapeutically effective amount of a compound or composition according to the present invention. Also provided is the use of certain compounds disclosed herein for use in the manufacture of a medicament for the treatment of a disease or condition ameliorated by the modulation of NF-κB.

**[0042]** In certain embodiments, said NF-κB-mediated disease is selected from the group consisting of muscular dystrophy, arthritis, traumatic brain injury, spinal cord injury, sepsis, rheumatic disease, cancer atherosclerosis, type 1 diabetes, type 2 diabetes, leptospirosis renal disease, glaucoma, retinal disease, ageing, headache, pain, complex regional pain syndrome, cardiac hypertrophy, muscle wasting, catabolic disorders, obesity, fetal growth retardation, hypercholesterolemia, heart disease, chronic heart failure, ischemia/reperfusion, stroke, cerebral aneurysm, angina pectoris, pulmonary disease, cystic fibrosis, acid-induced lung injury, pulmonary hypertension, asthma, chronic obstructive pulmonary disease, Sjogren's syndrome, hyaline membrane disease, kidney disease, glomerular disease, alcoholic liver disease, gut diseases, peritoneal endometriosis, skin diseases, nasal sinusitis, mesothelioma, anhidrotic ecodermal dysplasia-ID, behcet's disease, incontinentia pigmenti, tuberculosis, asthma, crohn's disease, colitis, ocular allergy,

appendicitis, paget's disease, pancreatitis, periodontitis, endometriosis, inflammatory bowel disease, inflammatory lung disease, silica-induced diseases, sleep apnea, AIDS, HIV-1, autoimmune diseases, antiphospholipid syndrome, lupus, lupus nephritis, familial mediterranean fever, hereditary periodic fever syndrome, psychosocial stress diseases, neuropathological diseases, familial amyloidotic polyneuropathy, inflammatory neuropathy, parkinson's disease, multiple sclerosis, alzheimer's disease, amyotrophic lateral sclerosis, huntington's disease, cataracts, and hearing loss.

**[0043]** In further embodiments, said disease is said NF- $\kappa$ B-mediated disease is asthma or chronic obstructive pulmonary disease

**[0044]** In further embodiments, said NF- $\kappa$ B-mediated is Sjogren's syndrome.

**[0045]** In further embodiments, said NF- $\kappa$ B-mediated is arthritis.

**[0046]** In further embodiments, said NF- $\kappa$ B-mediated is muscular wasting.

**[0047]** In further embodiments, said muscular wasting disease is muscular dystrophy.

**[0048]** In further embodiments, said muscular dystrophy is selected from the group consisting of Duchenne muscular dystrophy, Becker muscular dystrophy, limb girdle muscular dystrophy, congenital muscular dystrophy, facioscapulo-humeral muscular dystrophy, myotonic muscular dystrophy, oculopharyngeal muscular dystrophy, distal muscular dystrophy, and Emery-Dreifuss muscular dystrophy.

**[0049]** In further embodiments, said muscular dystrophy is Duchenne muscular dystrophy.

**[0050]** When ranges of values are disclosed, and the notation "from  $n_1$  ... to  $n_2$ " is used, where  $n_1$  and  $n_2$  are the numbers, then unless otherwise specified, this notation is intended to include the numbers themselves and the range between them. This range may be integral or continuous between and including the end values. By way of example, the range "from 2 to 6 carbons" is intended to include two, three, four, five, and six carbons, since carbons come in integer units. Compare, by way of example, the range "from 1 to 3  $\mu$ M (micromolar)," which is intended to include 1  $\mu$ M, 3  $\mu$ M, and everything in between to any number of significant figures (e.g., 1.255  $\mu$ M, 2.1  $\mu$ M, 2.9999  $\mu$ M, etc.).

**[0051]** The term "about," as used herein, is intended to qualify the numerical values which it modifies, denoting such a value as variable within a margin of error. When no particular margin of error, such as a standard deviation to a mean value given in a chart or table of data, is recited, the term "about" should be understood to mean that range which would encompass the recited value and the range which would be included by rounding up or down to that figure as well, taking into account significant figures.

**[0052]** The term "acyl," as used herein, alone or in combination, refers to a carbonyl attached to an alkenyl, alkyl, aryl, cycloalkyl, heteroaryl, heterocycle, or any other moiety where the atom attached to the carbonyl is carbon. An "acetyl" group refers to a  $-C(O)CH_3$  group. An "alkylcarbonyl" or "alkanoyl" group refers to an alkyl group attached to the parent molecular moiety through a carbonyl group. Examples of such groups include methylcarbonyl and ethylcarbonyl. Examples of acyl groups include formyl, alkanoyl and aroyl.

**[0053]** The term "alkenyl," as used herein, alone or in combination, refers to a straight-chain or branched-chain hydrocarbon group having one or more double bonds and containing from 2 to 20 carbon atoms. In certain embodiments, said alkenyl will comprise from 2 to 6 carbon atoms. The term "alkenylene" refers to a carbon-carbon double bond system attached at two or more positions such as ethenylene  $[(-CH=CH-), (-C::C-)]$ . Examples of suitable alkenyl groups include ethenyl, propenyl, 2-methylpropenyl, 1,4-butadienyl and the like. Unless otherwise specified, the term "alkenyl" may include "alkenylene" groups.

**[0054]** The term "alkoxy," as used herein, alone or in combination, refers to an alkyl ether group, wherein the term alkyl is as defined below. Examples of suitable alkyl ether groups include methoxy, ethoxy, n-propoxy, isopropoxy, n-butoxy, iso-butoxy, sec-butoxy, tert-butoxy, and the like.

**[0055]** The term "alkyl," as used herein, alone or in combination, refers to a straight-chain or branched-chain alkyl group containing from 1 to 20 carbon atoms. In certain embodiments, said alkyl will comprise from 1 to 10 carbon atoms. In further embodiments, said alkyl will comprise from 1 to 6 carbon atoms. Alkyl groups may be optionally substituted as defined herein. Examples of alkyl groups include methyl, ethyl, n-propyl, isopropyl, n-butyl, isobutyl, sec-butyl, tert-butyl, pentyl, iso-amyl, hexyl, octyl, nonyl and the like. The term "alkylene," as used herein, alone or in combination, refers to a saturated aliphatic group derived from a straight or branched chain saturated hydrocarbon attached at two or more positions, such as methylene  $(-CH_2-)$ . Unless otherwise specified, the term "alkyl" may include "alkylene" groups.

**[0056]** The term "alkylamino," as used herein, alone or in combination, refers to an alkyl group attached to the parent molecular moiety through an amino group. Suitable alkylamino groups may be mono- or dialkylated, forming groups such as, for example, N-methylamino, N-ethylamino, N,N-dimethylamino, N,N-ethylmethylamino and the like.

**[0057]** The term "alkylidene," as used herein, alone or in combination, refers to an alkenyl group in which one carbon atom of the carbon-carbon double bond belongs to the moiety to which the alkenyl group is attached.

**[0058]** The term "alkylthio," as used herein, alone or in combination, refers to an alkyl thioether (R-S-) group wherein the term alkyl is as defined above and wherein the sulfur may be singly or doubly oxidized. Examples of suitable alkyl thioether groups include methylthio, ethylthio, n-propylthio, isopropylthio, n-butylthio, iso-butylthio, sec-butylthio, tert-butylthio, methanesulfonyl, ethanesulfinyl, and the like.

**[0059]** The term "alkynyl," as used herein, alone or in combination, refers to a straight-chain or branched chain hy-

drocarbon group having one or more triple bonds and containing from 2 to 20 carbon atoms. In certain embodiments, said alkynyl comprises from 2 to 6 carbon atoms. In further embodiments, said alkynyl comprises from 2 to 4 carbon atoms. The term "alkynylene" refers to a carbon-carbon triple bond attached at two positions such as ethynylene ( $-C\equiv C-$ ,  $-C\equiv C-$ ). Examples of alkynyl groups include ethynyl, propynyl, hydroxypropynyl, butyn-1-yl, butyn-2-yl, pentyn-1-yl, 3-methylbutyn-1-yl, hexyn-2-yl, and the like. Unless otherwise specified, the term "alkynyl" may include "alkynylene" groups.

**[0060]** The terms "amido" and "carbamoyl," as used herein, alone or in combination, refer to an amino group as described below attached to the parent molecular moiety through a carbonyl group, or vice versa. The term "C-amido" as used herein, alone or in combination, refers to a  $-C(=O)-NR_2$  group with R as defined herein. The term "N-amido" as used herein, alone or in combination, refers to a  $RC(=O)NH-$  group, with R as defined herein. The term "acylamino" as used herein, alone or in combination, embraces an acyl group attached to the parent moiety through an amino group. An example of an "acylamino" group is acetylamino ( $CH_3C(O)NH-$ ).

**[0061]** The term "amino," as used herein, alone or in combination, refers to  $-NRR'$ , wherein R and R' are independently selected from the group consisting of hydrogen, alkyl, acyl, heteroalkyl, aryl, cycloalkyl, heteroaryl, and heterocycloalkyl, any of which may themselves be optionally substituted. Additionally, R and R' may combine to form heterocycloalkyl, either of which may be optionally substituted.

**[0062]** The term "aryl," as used herein, alone or in combination, means a carbocyclic aromatic system containing one, two or three rings wherein such polycyclic ring systems are fused together. The term "aryl" embraces aromatic groups such as phenyl, naphthyl, anthracenyl, and phenanthryl.

**[0063]** The term "arylalkenyl" or "aralkenyl," as used herein, alone or in combination, refers to an aryl group attached to the parent molecular moiety through an alkenyl group.

**[0064]** The term "arylalkoxy" or "aralkoxy," as used herein, alone or in combination, refers to an aryl group attached to the parent molecular moiety through an alkoxy group.

**[0065]** The term "arylalkyl" or "aralkyl," as used herein, alone or in combination, refers to an aryl group attached to the parent molecular moiety through an alkyl group.

**[0066]** The term "arylalkynyl" or "aralkynyl," as used herein, alone or in combination, refers to an aryl group attached to the parent molecular moiety through an alkynyl group.

**[0067]** The term "arylalkanoyl" or "aralkanoyl" or "aroyle," as used herein, alone or in combination, refers to an acyl group derived from an aryl-substituted alkanecarboxylic acid such as benzoyl, naphthoyl, phenylacetyl, 3-phenylpropionyl (hydrocinnamoyl), 4-phenylbutyryl, (2-naphthyl)acetyl, 4-chlorohydrocinnamoyl, and the like.

**[0068]** The term aryloxy as used herein, alone or in combination, refers to an aryl group attached to the parent molecular moiety through an oxy.

**[0069]** The terms "benzo" and "benz," as used herein, alone or in combination, refer to the divalent group  $C_6H_4=$  derived from benzene. Examples include benzothiophene and benzimidazole.

**[0070]** The term "carbamate," as used herein, alone or in combination, refers to an ester of carbamic acid ( $-NHCOO-$ ) which may be attached to the parent molecular moiety from either the nitrogen or acid end, and which may be optionally substituted as defined herein.

**[0071]** The term "O-carbamyl" as used herein, alone or in combination, refers to a  $-OC(O)NRR'$  group, with R and R' as defined herein.

**[0072]** The term "N-carbamyl" as used herein, alone or in combination, refers to a  $ROC(O)NR'$  group, with R and R' as defined herein.

**[0073]** The term "carbonyl," as used herein, when alone includes formyl [ $-C(O)H$ ] and in combination is a  $-C(O)-$  group.

**[0074]** The term "carboxyl" or "carboxy," as used herein, refers to  $-C(O)OH$  or the corresponding "carboxylate" anion, such as is in a carboxylic acid salt. An "O-carboxy" group refers to a  $RC(O)O-$  group, where R is as defined herein. A "C-carboxy" group refers to a  $-C(O)OR$  groups where R is as defined herein.

**[0075]** The term "cyano," as used herein, alone or in combination, refers to  $-CN$ .

**[0076]** The term "cycloalkyl," or, alternatively, "carbocycle," as used herein, alone or in combination, refers to a saturated or partially saturated monocyclic, bicyclic or tricyclic alkyl group wherein each cyclic moiety contains from 3 to 12 carbon atom ring members and which may optionally be a benzo fused ring system which is optionally substituted as defined herein. In certain embodiments, said cycloalkyl will comprise from 3 to 7 carbon atoms. In certain embodiments, said cycloalkyl will comprise from 5 to 7 carbon atoms. Examples of such cycloalkyl groups include cyclopropyl, cyclobutyl, cyclopentyl, cyclohexyl, cycloheptyl, tetrahydronaphthyl, indanyl, octahydronaphthyl, 2,3-dihydro-1H-indenyl, adamantyl and the like. "Bicyclic" and "tricyclic" as used herein are intended to include both fused ring systems, such as decahydronaphthalene, octahydronaphthalene as well as the multicyclic (multicentered) saturated or partially unsaturated type. The latter type of isomer is exemplified in general by, bicyclo[1,1,1]pentane, camphor, adamantane, and bicyclo[3,2,1]octane.

**[0077]** The term "ester," as used herein, alone or in combination, refers to a carboxy group bridging two moieties linked at carbon atoms.

**[0078]** The term "ether," as used herein, alone or in combination, refers to an oxy group bridging two moieties linked



at carbon atoms.

**[0079]** The term "halo," or "halogen," as used herein, alone or in combination, refers to fluorine, chlorine, bromine, or iodine.

**[0080]** The term "haloalkoxy," as used herein, alone or in combination, refers to a haloalkyl group attached to the parent molecular moiety through an oxygen atom.

**[0081]** The term "haloalkyl," as used herein, alone or in combination, refers to an alkyl group having the meaning as defined above wherein one or more hydrogens are replaced with a halogen. Specifically embraced are monohaloalkyl, dihaloalkyl and polyhaloalkyl groups. A monohaloalkyl group, for one example, may have an iodo, bromo, chloro or fluoro atom within the group. Dihalo and polyhaloalkyl groups may have two or more of the same halo atoms or a combination of different halo groups. Examples of haloalkyl groups include fluoromethyl, difluoromethyl, trifluoromethyl, chloromethyl, dichloromethyl, trichloromethyl, pentafluoroethyl, heptafluoropropyl, difluorochloromethyl, dichlorofluoromethyl, difluoroethyl, difluoropropyl, dichloroethyl and dichloropropyl. "Haloalkylene" refers to a haloalkyl group attached at two or more positions. Examples include fluoromethylene (-CFH-), difluoromethylene (-CF<sub>2</sub>-), chloromethylene (-CHCl-) and the like.

**[0082]** The term "heteroalkyl," as used herein, alone or in combination, refers to a stable straight or branched chain, or cyclic hydrocarbon group, or combinations thereof, fully saturated or containing from 1 to 3 degrees of unsaturation, consisting of the stated number of carbon atoms and from one to three heteroatoms selected from the group consisting of O, N, and S, and wherein the nitrogen and sulfur atoms may optionally be oxidized and the nitrogen heteroatom may optionally be quaternized. The heteroatom(s) O, N and S may be placed at any interior position of the heteroalkyl group. Up to two heteroatoms may be consecutive, such as, for example, -CH<sub>2</sub>-NH-OCH<sub>3</sub>.

**[0083]** The term "heteroaryl," as used herein, alone or in combination, refers to a 3 to 7 membered unsaturated heteromonocyclic ring, or a fused monocyclic, bicyclic, or tricyclic ring system in which at least one of the fused rings is aromatic, which contains at least one atom selected from the group consisting of O, S, and N. In certain embodiments, said heteroaryl will comprise from 5 to 7 carbon atoms. The term also embraces fused polycyclic groups wherein heterocyclic rings are fused with aryl rings, wherein heteroaryl rings are fused with other heteroaryl rings, wherein heteroaryl rings are fused with heterocycloalkyl rings, or wherein heteroaryl rings are fused with cycloalkyl rings. Examples of heteroaryl groups include pyrrolyl, pyrrolinyl, imidazolyl, pyrazolyl, pyridyl, pyrimidinyl, pyrazinyl, pyridazinyl, triazolyl, pyranlyl, furyl, thienyl, oxazolyl, isoxazolyl, oxadiazolyl, thiazolyl, thiadiazolyl, isothiazolyl, indolyl, isoindolyl, indolizynyl, benzimidazolyl, quinolyl, isoquinolyl, quinoxalynyl, quinazolinyl, indazolyl, benzotriazolyl, benzodioxolyl, benzopyranlyl, benzoxazolyl, benzoxadiazolyl, benzothiazolyl, benzothiadiazolyl, benzofuryl, benzothienyl, chromonyl, coumarinyl, benzopyranlyl, tetrahydroquinolynyl, tetrazolopyridazinyl, tetrahydroisoquinolynyl, thienopyridinyl, furopyridinyl, pyrrolopyridinyl and the like. Exemplary tricyclic heterocyclic groups include carbazolyl, benzindolyl, phenanthrolinyl, dibenzofuranlyl, acridinyl, phenanthridinyl, xanthenyl and the like.

**[0084]** The terms "heterocycloalkyl" and, interchangeably, "heterocycle," as used herein, alone or in combination, each refer to a saturated, partially unsaturated, or fully unsaturated monocyclic, bicyclic, or tricyclic heterocyclic group containing at least one heteroatom as a ring member, wherein each said heteroatom may be independently selected from the group consisting of nitrogen, oxygen, and sulfur. In certain embodiments, said heterocycloalkyl will comprise from 1 to 4 heteroatoms as ring members. In further embodiments, said heterocycloalkyl will comprise from 1 to 2 heteroatoms as ring members. In certain embodiments, said heterocycloalkyl will comprise from 3 to 8 ring members in each ring. In further embodiments, said heterocycloalkyl will comprise from 3 to 7 ring members in each ring. In yet further embodiments, said heterocycloalkyl will comprise from 5 to 6 ring members in each ring. "Heterocycloalkyl" and "heterocycle" are intended to include sulfones, sulfoxides, N-oxides of tertiary nitrogen ring members, and carbocyclic fused and benzo fused ring systems; additionally, both terms also include systems where a heterocycle ring is fused to an aryl group, as defined herein, or an additional heterocycle group. Examples of heterocycle groups include aziridinyl, azetidynyl, 1,3-benzodioxolyl, dihydroisoindolyl, dihydroisoquinolynyl, dihydrocinnolynyl, dihydrobenzodioxinyl, dihydro[1,3]oxazolo[4,5-b]pyridinyl, benzothiazolyl, dihydroindolyl, dihydrodropyridinyl, 1,3-dioxanyl, 1,4-dioxanyl, 1,3-dioxolanyl, isoindolynyl, morpholynyl, piperazinyl, pyrrolidinyl, tetrahydropyridinyl, piperidinyl, thiomorpholynyl, and the like. The heterocycle groups may be optionally substituted unless specifically prohibited.

**[0085]** The term "hydrazinyl" as used herein, alone or in combination, refers to two amino groups joined by a single bond, i.e., -N-N-.

**[0086]** The term "hydroxy," as used herein, alone or in combination, refers to -OH.

**[0087]** The term "hydroxyalkyl," as used herein, alone or in combination, refers to a hydroxy group attached to the parent molecular moiety through an alkyl group.

**[0088]** The term "imino," as used herein, alone or in combination, refers to =N-.

**[0089]** The term "iminohydroxy," as used herein, alone or in combination, refers to =N(OH) and =N-O-.

**[0090]** The phrase "in the main chain" refers to the longest contiguous or adjacent chain of carbon atoms starting at the point of attachment of a group to the compounds of any one of the formulas disclosed herein.

**[0091]** The term "isocyanato" refers to a -NCO group.

**[0092]** The term "isothiocyanato" refers to a -NCS group.

**[0093]** The phrase "linear chain of atoms" refers to the longest straight chain of atoms independently selected from carbon, nitrogen, oxygen and sulfur.

**[0094]** The term "lower," as used herein, alone or in a combination, where not otherwise specifically defined, means containing from 1 to and including 6 carbon atoms.

**[0095]** The term "lower aryl," as used herein, alone or in combination, means phenyl or naphthyl, which may be optionally substituted as provided.

**[0096]** The term "lower heteroaryl," as used herein, alone or in combination, means either 1) monocyclic heteroaryl comprising five or six ring members, of which between one and four said members may be heteroatoms selected from the group consisting of O, S, and N, or 2) bicyclic heteroaryl, wherein each of the fused rings comprises five or six ring members, comprising between them one to four heteroatoms selected from the group consisting of O, S, and N.

**[0097]** The term "lower cycloalkyl," as used herein, alone or in combination, means a monocyclic cycloalkyl having between three and six ring members. Lower cycloalkyls may be unsaturated. Examples of lower cycloalkyl include cyclopropyl, cyclobutyl, cyclopentyl, and cyclohexyl.

**[0098]** The term "lower heterocycloalkyl," as used herein, alone or in combination, means a monocyclic heterocycloalkyl having between three and six ring members, of which between one and four may be heteroatoms selected from the group consisting of O, S, and N. Examples of lower heterocycloalkyls include pyrrolidinyl, imidazolidinyl, pyrazolidinyl, piperidinyl, piperazinyl, and morpholinyl. Lower heterocycloalkyls may be unsaturated.

**[0099]** The term "lower amino," as used herein, alone or in combination, refers to -NRR', wherein R and R' are independently selected from the group consisting of hydrogen, lower alkyl, and lower heteroalkyl, any of which may be optionally substituted. Additionally, the R and R' of a lower amino group may combine to form a five- or six-membered heterocycloalkyl, either of which may be optionally substituted.

**[0100]** The term "mercaptyl" as used herein, alone or in combination, refers to an RS- group, where R is as defined herein.

**[0101]** The term "nitro," as used herein, alone or in combination, refers to -NO<sub>2</sub>.

**[0102]** The terms "oxy" or "oxa," as used herein, alone or in combination, refer to -O-.

**[0103]** The term "oxo," as used herein, alone or in combination, refers to =O.

**[0104]** The term "perhaloalkoxy" refers to an alkoxy group where all of the hydrogen atoms are replaced by halogen atoms.

**[0105]** The term "perhaloalkyl" as used herein, alone or in combination, refers to an alkyl group where all of the hydrogen atoms are replaced by halogen atoms.

**[0106]** The terms "sulfonate," "sulfonic acid," and "sulfonic," as used herein, alone or in combination, refer the -SO<sub>3</sub>H group and its anion as the sulfonic acid is used in salt formation.

**[0107]** The term "sulfanyl," as used herein, alone or in combination, refers to -S-.

**[0108]** The term "sulfinyl," as used herein, alone or in combination, refers to -S(O)-.

**[0109]** The term "sulfonyl," as used herein, alone or in combination, refers to -S(O)<sub>2</sub>-.

**[0110]** The term "N-sulfonamido" refers to a RS(=O)<sub>2</sub>NR'- group with R and R' as defined herein.

**[0111]** The term "S-sulfonamido" refers to a -S(=O)<sub>2</sub>NR', group, with R and R' as defined herein.

**[0112]** The terms "thia" and "thio," as used herein, alone or in combination, refer to a -S- group or an ether wherein the oxygen is replaced with sulfur. The oxidized derivatives of the thio group, namely sulfinyl and sulfonyl, are included in the definition of thia and thio.

**[0113]** The term "thiol," as used herein, alone or in combination, refers to an -SH group.

**[0114]** The term "thiocarbonyl," as used herein, when alone includes thioformyl-C(S)H and in combination is a -C(S)- group.

**[0115]** The term "N-thiocarbamyl" refers to an ROC(S)NR'- group, with R and R' as defined herein.

**[0116]** The term "O-thiocarbamyl" refers to a-OC(S)NRR', group with R and R' as defined herein.

**[0117]** The term "thiocyanato" refers to a-CNS group.

**[0118]** The term "trihalomethanesulfonamido" refers to a X<sub>3</sub>CS(O)<sub>2</sub>NR- group with X is a halogen and R as defined herein.

**[0119]** The term "trihalomethanesulfonyl" refers to a X<sub>3</sub>CS(O)<sub>2</sub>- group where X is a halogen.

**[0120]** The term "trihalomethoxy" refers to a X<sub>3</sub>CO- group where X is a halogen.

**[0121]** The term "trisubstituted silyl," as used herein, alone or in combination, refers to a silicone group substituted at its three free valences with groups as listed herein under the definition of substituted amino. Examples include trimethylsilyl, tertbutyldimethylsilyl, triphenylsilyl and the like.

**[0122]** Any definition herein may be used in combination with any other definition to describe a composite structural group. By convention, the trailing element of any such definition is that which attaches to the parent moiety. For example, the composite group alkylamido would represent an alkyl group attached to the parent molecule through an amido group, and the term alkoxyalkyl would represent an alkoxy group attached to the parent molecule through an alkyl group.

**[0123]** When a group is defined to be "null," what is meant is that said group is absent.

**[0124]** The term "optionally substituted" means the antecedent group may be substituted or unsubstituted. When substituted, the substituents of an "optionally substituted" group may include, without limitation, one or more substituents independently selected from the following groups or a particular designated set of groups, alone or in combination: lower alkyl, lower alkenyl, lower alkynyl, lower alkanoyl, lower heteroalkyl, lower heterocycloalkyl, lower haloalkyl, lower haloalkenyl, lower haloalkynyl, lower perhaloalkyl, lower perhaloalkoxy, lower cycloalkyl, phenyl, aryl, aryloxy, lower alkoxy, lower haloalkoxy, oxo, lower acyloxy, carbonyl, carboxyl, lower alkylcarbonyl, lower carboxyester, lower carbox-amido, cyano, hydrogen, halogen, hydroxy, amino, lower alkylamino, arylamino, amido, nitro, thiol, lower alkylthio, lower haloalkylthio, lower perhaloalkylthio, arylthio, sulfonate, sulfonic acid, trisubstituted silyl, N<sub>3</sub>, SH, SCH<sub>3</sub>, C(O)CH<sub>3</sub>, CO<sub>2</sub>CH<sub>3</sub>, CO<sub>2</sub>H, pyridinyl, thiophene, furanyl, lower carbamate, and lower urea. Two substituents may be joined together to form a fused five-, six-, or seven-membered carbocyclic or heterocyclic ring consisting of zero to three heteroatoms, for example forming methylenedioxy or ethylenedioxy. An optionally substituted group may be unsubstituted (e.g., -CH<sub>2</sub>CH<sub>3</sub>), fully substituted (e.g., -CF<sub>2</sub>CF<sub>3</sub>), monosubstituted (e.g., -CH<sub>2</sub>CH<sub>2</sub>F) or substituted at a level anywhere in-between fully substituted and monosubstituted (e.g., -CH<sub>2</sub>CF<sub>3</sub>). Where substituents are recited without qualification as to substitution, both substituted and unsubstituted forms are encompassed. Where a substituent is qualified as "substituted," the substituted form is specifically intended. Additionally, different sets of optional substituents to a particular moiety may be defined as needed; in these cases, the optional substitution will be as defined, often immediately following the phrase, "optionally substituted with."

**[0125]** The term R or the term R', appearing by itself and without a number designation, unless otherwise defined, refers to a moiety selected from the group consisting of hydrogen, alkyl, cycloalkyl, heteroalkyl, aryl, heteroaryl and heterocycloalkyl, any of which may be optionally substituted. Such R and R' groups should be understood to be optionally substituted as defined herein. Whether an R group has a number designation or not, every R group, including R, R' and R<sup>n</sup> where n=(1, 2, 3, ...n), every substituent, and every term should be understood to be independent of every other in terms of selection from a group. Should any variable, substituent, or term (e.g. aryl, heterocycle, R, etc.) occur more than one time in a formula or generic structure, its definition at each occurrence is independent of the definition at every other occurrence. Those of skill in the art will further recognize that certain groups may be attached to a parent molecule or may occupy a position in a chain of elements from either end as written. Thus, by way of example only, an unsymmetrical group such as -C(O)N(R)- may be attached to the parent moiety at either the carbon or the nitrogen.

**[0126]** Asymmetric centers exist in the compounds disclosed herein. These centers are designated by the symbols "R" or "S," depending on the configuration of substituents around the chiral carbon atom. It should be understood that the invention encompasses all stereochemical isomeric forms, including diastereomeric, enantiomeric, and epimeric forms, as well as d-isomers and l-isomers, and mixtures thereof. Individual stereoisomers of compounds can be prepared synthetically from commercially available starting materials which contain chiral centers or by preparation of mixtures of enantiomeric products followed by separation such as conversion to a mixture of diastereomers followed by separation or recrystallization, chromatographic techniques, direct separation of enantiomers on chiral chromatographic columns, or any other appropriate method known in the art. Starting compounds of particular stereochemistry are either commercially available or can be made and resolved by techniques known in the art. Additionally, the compounds disclosed herein may exist as geometric isomers. The present invention includes all cis, trans, syn, anti, entgegen (E), and zusammen (Z) isomers as well as the appropriate mixtures thereof. Additionally, compounds may exist as tautomers; all tautomeric isomers are provided by this invention. Additionally, the compounds disclosed herein can exist in unsolvated as well as solvated forms with pharmaceutically acceptable solvents such as water, ethanol, and the like. In general, the solvated forms are considered equivalent to the unsolvated forms.

**[0127]** The term "bond" refers to a covalent linkage between two atoms, or two moieties when the atoms joined by the bond are considered to be part of larger substructure. A bond may be single, double, or triple unless otherwise specified. A dashed line between two atoms in a drawing of a molecule indicates that an additional bond may be present or absent at that position.

**[0128]** The term "disease" as used herein is intended to be generally synonymous, and is used interchangeably with, the terms "disorder" and "condition" (as in medical condition), in that all reflect an abnormal condition of the human or animal body or of one of its parts that impairs normal functioning, is typically manifested by distinguishing signs and symptoms, and causes the human or animal to have a reduced duration or quality of life.

**[0129]** The term "NF-κB-mediated disease," refers to a disease in which NF-κB plays an active role in the disease pathology. NF-κB-mediated diseases include diseases in which multiple biological pathways and/or processes in addition to NF-κB-mediated processes contribute to the disease pathology. A NF-κB-mediated disease may be completely or partially mediated by modulating the activity or amount of NF-κB. In particular, a NF-κB-mediated disease is one in which modulation of NF-κB results in some effect on the underlying disease e.g., administration of a NF-κB modulator results in some improvement in at least some of the patients being treated. The term "NF-κB-mediated disease" also refers to the following diseases, even though the compounds disclosed herein exert their effects through biological pathways and/or processes other than NF-κB: muscular dystrophy, arthritis, traumatic brain injury, spinal cord injury, sepsis,

rheumatic disease, cancer atherosclerosis, type 1 diabetes, type 2 diabetes, leptospirosis renal disease, glaucoma, retinal disease, ageing, headache, pain, complex regional pain syndrome, cardiac hypertrophy, muscle wasting, catabolic disorders, obesity, fetal growth retardation, hypercholesterolemia, heart disease, chronic heart failure, ischemia/reperfusion, stroke, cerebral aneurysm, angina pectoris, pulmonary disease, cystic fibrosis, acid-induced lung injury, pulmonary hypertension, asthma, chronic obstructive pulmonary disease, Sjogren's syndrome, hyaline membrane disease, kidney disease, glomerular disease, alcoholic liver disease, gut diseases, peritoneal endometriosis, skin diseases, nasal sinusitis, mesothelioma, anhidrotic ectodermal dysplasia-ID, behcet's disease, incontinentia pigmenti, tuberculosis, asthma, crohn's disease, colitis, ocular allergy, appendicitis, paget's disease, pancreatitis, periodontitis, endometriosis, inflammatory bowel disease, inflammatory lung disease, silica-induced diseases, sleep apnea, AIDS, HIV-1, autoimmune diseases, antiphospholipid syndrome, lupus, lupus nephritis, familial mediterranean fever, hereditary periodic fever syndrome, psychosocial stress diseases, neuropathological diseases, familial amyloidotic polyneuropathy, inflammatory neuropathy, parkinson's disease, multiple sclerosis, alzheimer's disease, amyotrophic lateral sclerosis, huntington's disease, cataracts, and hearing loss.

**[0130]** The term "combination therapy" means the administration of two or more therapeutic agents to treat a therapeutic condition or disorder described in the present disclosure. Such administration encompasses co-administration of these therapeutic agents in a substantially simultaneous manner, such as in a single capsule having a fixed ratio of active ingredients or in multiple, separate capsules for each active ingredient. In addition, such administration also encompasses use of each type of therapeutic agent in a sequential manner. In either case, the treatment regimen will provide beneficial effects of the drug combination in treating the conditions or disorders described herein.

**[0131]** "NF- $\kappa$ B modulator is used herein to refer to a compound that exhibits an  $EC_{50}$  with respect to NF- $\kappa$ B activity of no more than about 100  $\mu$ M and more typically not more than about 50  $\mu$ M, as measured in the NF- $\kappa$ B inhibitor assays described generally hereinbelow. " $EC_{50}$ " is that concentration of modulator which either activates or reduces the activity or increases or decreases the amount of an enzyme (e.g., (NF- $\kappa$ B)) to half-maximal level. Certain compounds disclosed herein have been discovered to exhibit modulatory activity against NF- $\kappa$ B. In certain embodiments, compounds will exhibit an  $EC_{50}$  with respect to NF- $\kappa$ B of no more than about 10  $\mu$ M; in further embodiments, compounds will exhibit an  $EC_{50}$  with respect to NF- $\kappa$ B of no more than about 5  $\mu$ M; in yet further embodiments, compounds will exhibit an  $EC_{50}$  with respect to NF- $\kappa$ B of not more than about 1  $\mu$ M; in yet further embodiments, compounds will exhibit an  $EC_{50}$  with respect to NF- $\kappa$ B of not more than about 200 nM, as measured in the NF- $\kappa$ B assay described herein.

**[0132]** The phrase "therapeutically effective" is intended to qualify the amount of active ingredients used in the treatment of a disease or disorder. This amount will achieve the goal of reducing or eliminating the said disease or disorder.

**[0133]** The term "therapeutically acceptable" refers to those compounds (or salts, prodrugs, tautomers, zwitterionic forms, etc.) which are suitable for use in contact with the tissues of patients without undue toxicity, irritation, and allergic response, are commensurate with a reasonable benefit/risk ratio, and are effective for their intended use.

**[0134]** As used herein, reference to "treatment" of a patient is intended to include prophylaxis. The term "patient" means all mammals including humans. Examples of patients include humans, cows, dogs, cats, goats, sheep, pigs, and rabbits. Preferably, the patient is a human.

**[0135]** The term "prodrug" refers to a compound that is made more active in vivo. Certain compounds disclosed herein may also exist as prodrugs, as described in Hydrolysis in Drug and Prodrug Metabolism : Chemistry, Biochemistry, and Enzymology (Testa, Bernard and Mayer, Joachim M. Wiley-VHCA, Zurich, Switzerland 2003). Prodrugs of the compounds described herein are structurally modified forms of the compound that readily undergo chemical changes under physiological conditions to provide the compound. Additionally, prodrugs can be converted to the compound by chemical or biochemical methods in an ex vivo environment. For example, prodrugs can be slowly converted to a compound when placed in a transdermal patch reservoir with a suitable enzyme or chemical reagent. Prodrugs are often useful because, in some situations, they may be easier to administer than the compound, or parent drug. They may, for instance, be bioavailable by oral administration whereas the parent drug is not. The prodrug may also have improved solubility in pharmaceutical compositions over the parent drug. A wide variety of prodrug derivatives are known in the art, such as those that rely on hydrolytic cleavage or oxidative activation of the prodrug. An example, without limitation, of a prodrug would be a compound which is administered as an ester (the "prodrug"), but then is metabolically hydrolyzed to the carboxylic acid, the active entity. Additional examples include peptidyl derivatives of a compound.

**[0136]** The compounds disclosed herein can exist as therapeutically acceptable salts. The present invention includes compounds listed above in the form of salts, including acid addition salts. Suitable salts include those formed with both organic and inorganic acids. Such acid addition salts will normally be pharmaceutically acceptable. However, salts of non-pharmaceutically acceptable salts may be of utility in the preparation and purification of the compound in question. Basic addition salts may also be formed and be pharmaceutically acceptable. For a more complete discussion of the preparation and selection of salts, refer to Pharmaceutical Salts: Properties, Selection, and Use (Stahl, P. Heinrich. Wiley-VCHA, Zurich, Switzerland, 2002).

**[0137]** The terms "therapeutically acceptable salt," or "salt," as used herein, represents salts or zwitterionic forms of the compounds disclosed herein which are water or oil-soluble or dispersible and therapeutically acceptable as defined

herein. The salts can be prepared during the final isolation and purification of the compounds or separately by reacting the appropriate compound in the form of the free base with a suitable acid. Representative acid addition salts include acetate, adipate, alginate, L-ascorbate, aspartate, benzoate, benzenesulfonate (besylate), bisulfate, butyrate, camphorate, camphorsulfonate, citrate, digluconate, formate, fumarate, gentisate, glutarate, glycerophosphate, glycolate, hemisulfate, heptanoate, hexanoate, hippurate, hydrochloride, hydrobromide, hydroiodide, 2-hydroxyethansulfonate (isethionate), lactate, maleate, malonate, DL-mandelate, mesitylenesulfonate, methanesulfonate, naphthylenesulfonate, nicotinate, 2-naphthalenesulfonate, oxalate, pamoate, pectinate, persulfate, 3-phenylpropionate, phosphonate, picrate, pivalate, propionate, pyroglutamate, succinate, sulfonate, tartrate, L-tartrate, trichloroacetate, trifluoroacetate, phosphate, glutamate, bicarbonate, para-toluenesulfonate (p-tosylate), and undecanoate. Also, basic groups in the compounds disclosed herein can be quaternized with methyl, ethyl, propyl, and butyl chlorides, bromides, and iodides; dimethyl, diethyl, dibutyl, and diamyl sulfates; decyl, lauryl, myristyl, and steryl chlorides, bromides, and iodides; and benzyl and phenethyl bromides. Examples of acids which can be employed to form therapeutically acceptable addition salts include inorganic acids such as hydrochloric, hydrobromic, sulfuric, and phosphoric, and organic acids such as oxalic, maleic, succinic, and citric. Salts can also be formed by coordination of the compounds with an alkali metal or alkaline earth ion. Hence, the present invention contemplates sodium, potassium, magnesium, and calcium salts of the compounds disclosed herein, and the like.

**[0138]** Basic addition salts can be prepared during the final isolation and purification of the compounds by reacting a carboxy group with a suitable base such as the hydroxide, carbonate, or bicarbonate of a metal cation or with ammonia or an organic primary, secondary, or tertiary amine. The cations of therapeutically acceptable salts include lithium, sodium, potassium, calcium, magnesium, and aluminum, as well as nontoxic quaternary amine cations such as ammonium, tetramethylammonium, tetraethylammonium, methylamine, dimethylamine, trimethylamine, triethylamine, diethylamine, ethylamine, tributylamine, pyridine, *N,N*-dimethylaniline, *N*-methylpiperidine, *N*-methylmorpholine, dicyclohexylamine, procaine, dibenzylamine, *N,N*-dibenzylphenethylamine, 1-ephedrine, and *N,N'*-dibenzylethylenediamine. Other representative organic amines useful for the formation of base addition salts include ethylenediamine, ethanolamine, diethanolamine, piperidine, and piperazine.

**[0139]** In certain embodiments, the salts may include hydrochloride, hydrobromide, sulfonate, citrate, tartrate, phosphonate, lactate, pyruvate, acetate, succinate, oxalate, fumarate, malate, oxaloacetate, methanesulfonate, ethanesulfonate, p-toluenesulfonate, benzenesulfonate and isethionate salts of compounds disclosed herein. A salt of a compound can be made by reacting the appropriate compound in the form of the free base with the appropriate acid.

**[0140]** While it may be possible for the compounds of the subject invention to be administered as the raw chemical, it is also possible to present them as a pharmaceutical formulation. Accordingly, provided herein are pharmaceutical formulations which comprise one or more of certain compounds disclosed herein, or one or more pharmaceutically acceptable salts, esters, prodrugs, amides, or solvates thereof, together with one or more pharmaceutically acceptable carriers thereof and optionally one or more other therapeutic ingredients. The carrier(s) must be "acceptable" in the sense of being compatible with the other ingredients of the formulation and not deleterious to the recipient thereof. Proper formulation is dependent upon the route of administration chosen. Any of the well-known techniques, carriers, and excipients may be used as suitable and as understood in the art; e.g., in Remington's Pharmaceutical Sciences. The pharmaceutical compositions disclosed herein may be manufactured in any manner known in the art, e.g., by means of conventional mixing, dissolving, granulating, dragee-making, levigating, emulsifying, encapsulating, entrapping or compression processes.

**[0141]** The formulations include those suitable for oral, parenteral (including subcutaneous, intradermal, intramuscular, intravenous, intraarticular, and intramedullary), intraperitoneal, transmucosal, transdermal, rectal and topical (including dermal, buccal, sublingual and intraocular) administration although the most suitable route may depend upon for example the condition and disorder of the recipient. The formulations may conveniently be presented in unit dosage form and may be prepared by any of the methods well known in the art of pharmacy. Typically, these methods include the step of bringing into association a compound of the subject invention or a pharmaceutically acceptable salt, ester, amide, prodrug or solvate thereof ("active ingredient") with the carrier which constitutes one or more accessory ingredients. In general, the formulations are prepared by uniformly and intimately bringing into association the active ingredient with liquid carriers or finely divided solid carriers or both and then, if necessary, shaping the product into the desired formulation.

**[0142]** Formulations of the compounds disclosed herein suitable for oral administration may be presented as discrete units such as capsules, cachets or tablets each containing a predetermined amount of the active ingredient; as a powder or granules; as a solution or a suspension in an aqueous liquid or a non-aqueous liquid; or as an oil-in-water liquid emulsion or a water-in-oil liquid emulsion. The active ingredient may also be presented as a bolus, electuary or paste.

**[0143]** Pharmaceutical preparations which can be used orally include tablets, push-fit capsules made of gelatin, as well as soft, sealed capsules made of gelatin and a plasticizer, such as glycerol or sorbitol. Tablets may be made by compression or molding, optionally with one or more accessory ingredients. Compressed tablets may be prepared by compressing in a suitable machine the active ingredient in a free-flowing form such as a powder or granules, optionally mixed with binders, inert diluents, or lubricating, surface active or dispersing agents. Molded tablets may be made by

molding in a suitable machine a mixture of the powdered compound moistened with an inert liquid diluent. The tablets may optionally be coated or scored and may be formulated so as to provide slow or controlled release of the active ingredient therein. All formulations for oral administration should be in dosages suitable for such administration. The push-fit capsules can contain the active ingredients in admixture with filler such as lactose, binders such as starches, and/or lubricants such as talc or magnesium stearate and, optionally, stabilizers. In soft capsules, the active compounds may be dissolved or suspended in suitable liquids, such as fatty oils, liquid paraffin, or liquid polyethylene glycols. In addition, stabilizers may be added. Dragee cores are provided with suitable coatings. For this purpose, concentrated sugar solutions may be used, which may optionally contain gum arabic, talc, polyvinyl pyrrolidone, carbopol gel, polyethylene glycol, and/or titanium dioxide, lacquer solutions, and suitable organic solvents or solvent mixtures. Dyestuffs or pigments may be added to the tablets or dragee coatings for identification or to characterize different combinations of active compound doses.

**[0144]** The compounds may be formulated for parenteral administration by injection, e.g., by bolus injection or continuous infusion. Formulations for injection may be presented in unit dosage form, e.g., in ampoules or in multi-dose containers, with an added preservative. The compositions may take such forms as suspensions, solutions or emulsions in oily or aqueous vehicles, and may contain formulatory agents such as suspending, stabilizing and/or dispersing agents. The formulations may be presented in unit-dose or multi-dose containers, for example sealed ampoules and vials, and may be stored in powder form or in a freeze-dried (lyophilized) condition requiring only the addition of the sterile liquid carrier, for example, saline or sterile pyrogen-free water, immediately prior to use. Extemporaneous injection solutions and suspensions may be prepared from sterile powders, granules and tablets of the kind previously described.

**[0145]** Formulations for parenteral administration include aqueous and non-aqueous (oily) sterile injection solutions of the active compounds which may contain antioxidants, buffers, bacteriostats and solutes which render the formulation isotonic with the blood of the intended recipient; and aqueous and non-aqueous sterile suspensions which may include suspending agents and thickening agents. Suitable lipophilic solvents or vehicles include fatty oils such as sesame oil, or synthetic fatty acid esters, such as ethyl oleate or triglycerides, or liposomes. Aqueous injection suspensions may contain substances which increase the viscosity of the suspension, such as sodium carboxymethyl cellulose, sorbitol, or dextran. Optionally, the suspension may also contain suitable stabilizers or agents which increase the solubility of the compounds to allow for the preparation of highly concentrated solutions.

**[0146]** For oral or parenteral use, the compounds may be formulated as nanoparticle preparations. Such nanoparticle preparations can include, for example, nanoshell encapsulations of active compounds, inactive nanoparticles to which active compounds can be tethered, or nanoscale powders of active compounds. Nanoparticle preparations can be used to increase the bioavailability of the active compounds, control the rate of release of the active compounds, or deliver active compounds to a particular location in the body. See A. Dove, "An Easy Pill to Swallow", Drug Discovery & Development Magazine: 11(11), November, 2008, pp. 22-24.

**[0147]** In addition to the formulations described previously, the compounds may also be formulated as a depot preparation. Such long acting formulations may be administered by implantation (for example subcutaneously or intramuscularly) or by intramuscular injection. Thus, for example, the compounds may be formulated with suitable polymeric or hydrophobic materials (for example as an emulsion in an acceptable oil) or ion exchange resins, or as sparingly soluble derivatives, for example, as a sparingly soluble salt.

**[0148]** For buccal or sublingual administration, the compositions may take the form of tablets, lozenges, pastilles, or gels formulated in conventional manner. Such compositions may comprise the active ingredient in a flavored basis such as sucrose and acacia or tragacanth.

**[0149]** The compounds may also be formulated in rectal compositions such as suppositories or retention enemas, e.g., containing conventional suppository bases such as cocoa butter, polyethylene glycol, or other glycerides.

**[0150]** Certain compounds disclosed herein may be administered topically, that is by non-systemic administration. This includes the application of a compound disclosed herein externally to the epidermis or the buccal cavity and the instillation of such a compound into the ear, eye and nose, such that the compound does not significantly enter the blood stream. In contrast, systemic administration refers to oral, intravenous, intraperitoneal and intramuscular administration.

**[0151]** Formulations suitable for topical administration include liquid or semi-liquid preparations suitable for penetration through the skin to the site of inflammation such as gels, liniments, lotions, creams, ointments or pastes, and drops suitable for administration to the eye, ear or nose. The active ingredient for topical administration may comprise, for example, from 0.001% to 10% w/w (by weight) of the formulation. In certain embodiments, the active ingredient may comprise as much as 10% w/w. In other embodiments, it may comprise less than 5% w/w. In certain embodiments, the active ingredient may comprise from 2% w/w to 5% w/w. In other embodiments, it may comprise from 0.1% to 1% w/w of the formulation.

**[0152]** Formulations for topical administration in the mouth, for example buccally or sublingually, include lozenges comprising the active ingredient in a flavored basis such as sucrose and acacia or tragacanth, and pastilles comprising the active ingredient in a basis such as gelatin and glycerin or sucrose and acacia.

**[0153]** For administration by inhalation, compounds may be conveniently delivered from an insufflator, nebulizer pres-

surized packs or other convenient means of delivering an aerosol spray. Pressurized packs may comprise a suitable propellant such as dichlorodifluoromethane, trichlorofluoromethane, dichlorotetrafluoroethane, carbon dioxide or other suitable gas. In the case of a pressurized aerosol, the dosage unit may be determined by providing a valve to deliver a metered amount. Alternatively, for administration by inhalation or insufflation, the compounds according to the invention may take the form of a dry powder composition, for example a powder mix of the compound and a suitable powder base such as lactose or starch. The powder composition may be presented in unit dosage form, in for example, capsules, cartridges, gelatin or blister packs from which the powder may be administered with the aid of an inhalator or insufflator.

**[0154]** Preferred unit dosage formulations are those containing an effective dose, as herein below recited, or an appropriate fraction thereof, of the active ingredient.

**[0155]** It should be understood that in addition to the ingredients particularly mentioned above, the formulations described above may include other agents conventional in the art having regard to the type of formulation in question, for example those suitable for oral administration may include flavoring agents.

**[0156]** Compounds may be administered orally or via injection at a dose of from 0.1 to 500 mg/kg per day. The dose range for adult humans is generally from 5 mg to 2 g/day. Tablets or other forms of presentation provided in discrete units may conveniently contain an amount of one or more compounds which is effective at such dosage or as a multiple of the same, for instance, units containing 5 mg to 500 mg, usually around 10 mg to 200 mg.

**[0157]** The amount of active ingredient that may be combined with the carrier materials to produce a single dosage form will vary depending upon the host treated and the particular mode of administration.

**[0158]** The compounds can be administered in various modes, e.g. orally, topically, or by injection. The precise amount of compound administered to a patient will be the responsibility of the attendant physician. The specific dose level for any particular patient will depend upon a variety of factors including the activity of the specific compound employed, the age, body weight, general health, sex, diets, time of administration, route of administration, rate of excretion, drug combination, the precise disorder being treated, and the severity of the indication or condition being treated. Also, the route of administration may vary depending on the condition and its severity.

**[0159]** In certain instances, it may be appropriate to administer at least one of the compounds described herein (or a pharmaceutically acceptable salt, ester, or prodrug thereof) in combination with another therapeutic agent. By way of example only, if one of the side effects experienced by a patient upon receiving one of the compounds herein is hypertension, then it may be appropriate to administer an anti-hypertensive agent in combination with the initial therapeutic agent. Or, by way of example only, the therapeutic effectiveness of one of the compounds described herein may be enhanced by administration of an adjuvant (i.e., by itself the adjuvant may only have minimal therapeutic benefit, but in combination with another therapeutic agent, the overall therapeutic benefit to the patient is enhanced). Or, by way of example only, the benefit of experienced by a patient may be increased by administering one of the compounds described herein with another therapeutic agent (which also includes a therapeutic regimen) that also has therapeutic benefit. By way of example only, in a treatment for diabetes involving administration of one of the compounds described herein, increased therapeutic benefit may result by also providing the patient with another therapeutic agent for diabetes. In any case, regardless of the disease, disorder or condition being treated, the overall benefit experienced by the patient may simply be additive of the two therapeutic agents or the patient may experience a synergistic benefit.

**[0160]** In any case, the multiple therapeutic agents (at least one of which is a compound disclosed herein) may be administered in any order or even simultaneously. If simultaneously, the multiple therapeutic agents may be provided in a single, unified form, or in multiple forms (by way of example only, either as a single pill or as two separate pills). One of the therapeutic agents may be given in multiple doses, or both may be given as multiple doses. If not simultaneous, the timing between the multiple doses may be any duration of time ranging from a few minutes to four weeks.

**[0161]** Thus, in another aspect, certain embodiments provide methods for treating NF- $\kappa$ B-mediated disorders in a human or animal subject in need of such treatment comprising administering to said subject an amount of a compound disclosed herein effective to reduce or prevent said disorder in the subject, in combination with at least one additional agent for the treatment of said disorder that is known in the art. In a related aspect, certain embodiments provide therapeutic compositions comprising at least one compound disclosed herein in combination with one or more additional agents for the treatment of NF- $\kappa$ B-mediated disorders.

**[0162]** Specific diseases to be treated by the compounds, compositions, and methods disclosed herein include ageing, headache, pain, complex regional pain syndrome, cardiac hypertrophy, muscular dystrophy, muscle wasting, catabolic disorders, type 1 diabetes, type 2 diabetes, obesity, fetal growth retardation, hypercholesterolemia, atherosclerosis, heart disease, chronic heart failure, ischemia/reperfusion, stroke, cerebral aneurysm, angina pectoris, pulmonary disease, cystic fibrosis, acid-induced lung injury, pulmonary hypertension, chronic obstructive pulmonary disease, hyaline membrane disease, kidney disease, glomerular disease, alcoholic liver disease, leptospirosis renal disease, gut diseases, peritoneal endometriosis, skin diseases, nasal sinusitis, mesothelioma, anhidrotic ectodermal dysplasia-ID, be-hcet's disease, incontinentia pigmenti, tuberculosis, asthma, arthritis, crohn's disease, colitis, ocular allergy, glaucoma, appendicitis, paget's disease, pancreatitis, periodonitis, endometriosis, inflammatory bowel disease, inflammatory lung disease, sepsis, silica-induced diseases, sleep apnea, AIDS, HIV-1, autoimmune diseases, antiphospholipid syndrome,

lupus, lupus nephritis, familial mediterranean fever, hereditary periodic fever syndrome, psychosocial stress diseases, neuropathological diseases, familial amyloidotic polyneuropathy, inflammatory neuropathy, traumatic brain injury, spinal cord injury, parkinson's disease, multiple sclerosis, rheumatic disease, alzheimer's disease, amyotrophic lateral sclerosis, huntington's disease, retinal disease, cataracts, hearing loss, and cancer.

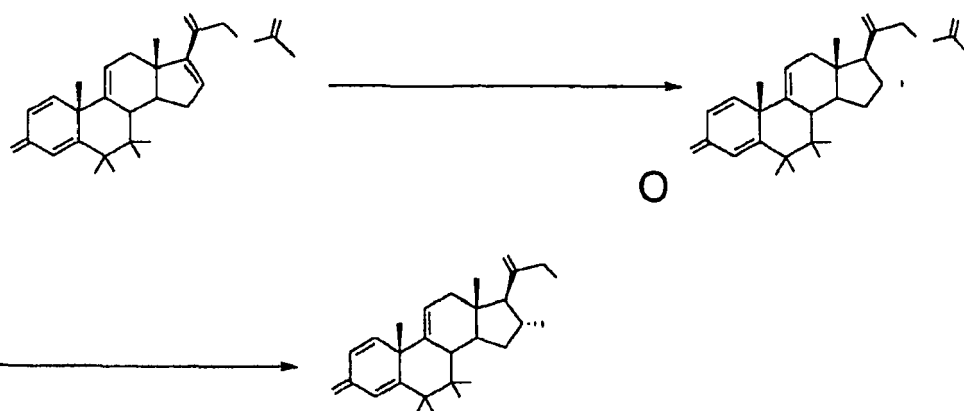
**[0163]** Besides being useful for human treatment, certain compounds and formulations disclosed herein may also be useful for veterinary treatment of companion animals, exotic animals and farm animals, including mammals, rodents, and the like. More preferred animals include horses, dogs, and cats.

**[0164]** All references, patents or applications, U.S. or foreign, cited in the application are hereby incorporated by reference as if written herein in their entireties. Where any inconsistencies arise, material literally disclosed herein controls.

### General Synthetic Methods for Preparing Compounds

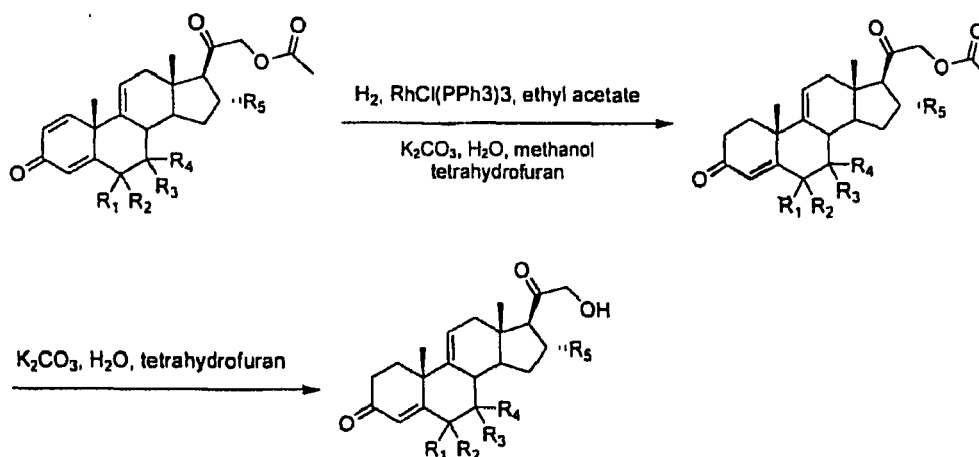
**[0165]** The following schemes can be used to practice the present invention.

#### Scheme I



**[0166]** Examples 6-7, 23, and 28 can be synthesized according to scheme I.

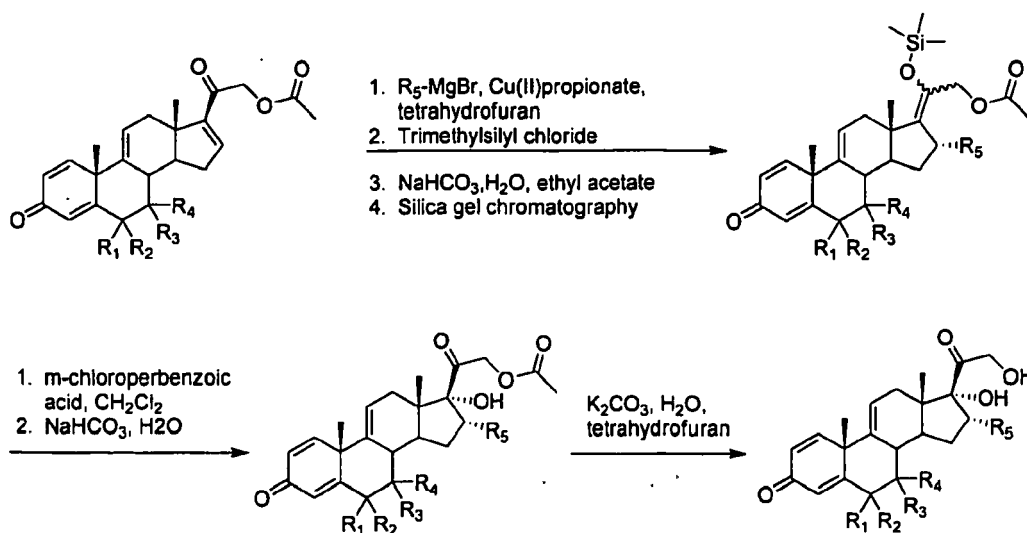
#### Scheme II



**[0167]** Examples 8 and 24-25 can be synthesized according to scheme II.

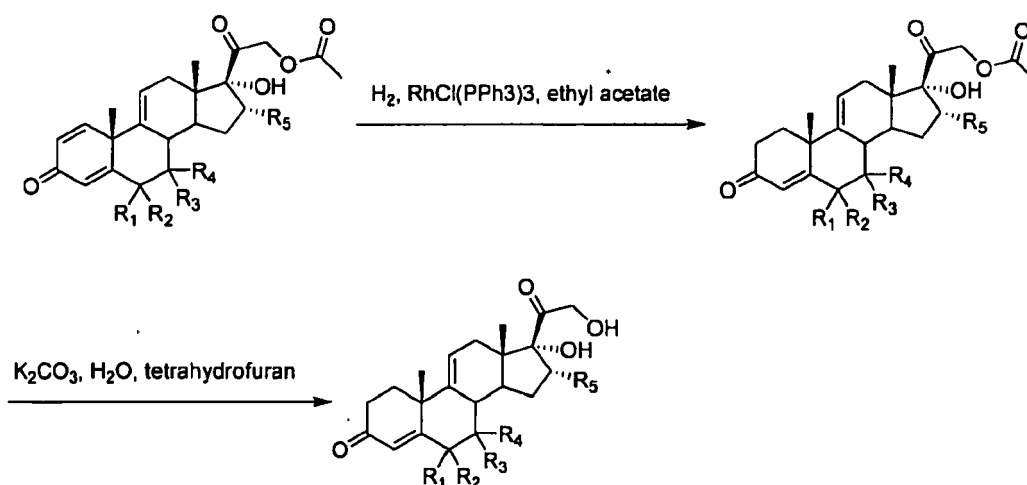
#### Scheme III





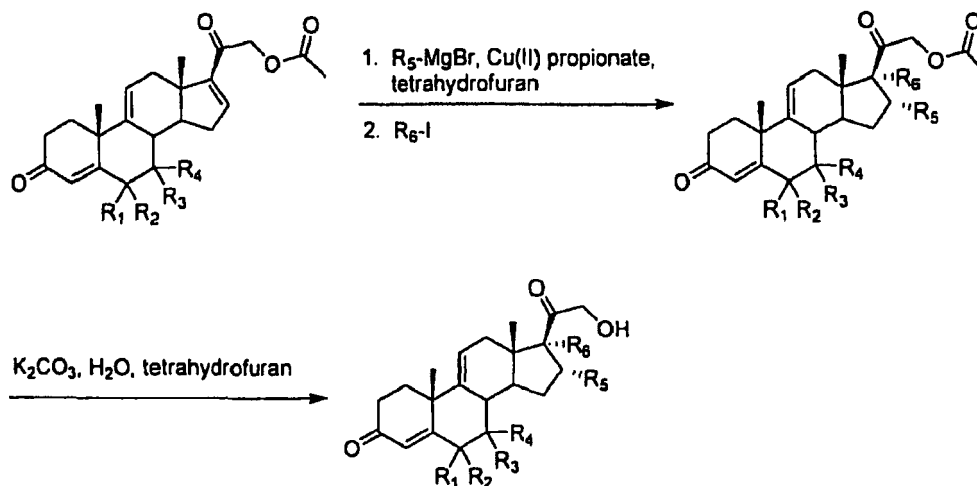
[0168] Examples 15, 22, and 27 can be synthesized according to scheme III.

#### Scheme IV



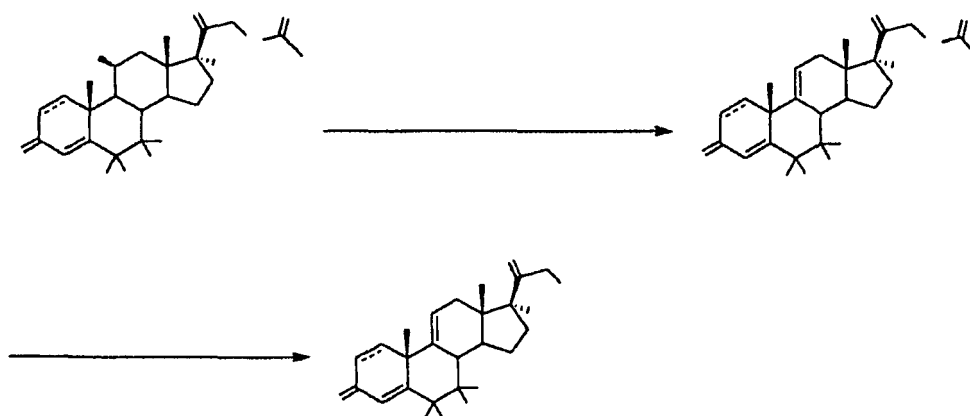
[0169] Examples 19, 21, and 26 can be synthesized according to scheme IV.

#### Scheme V



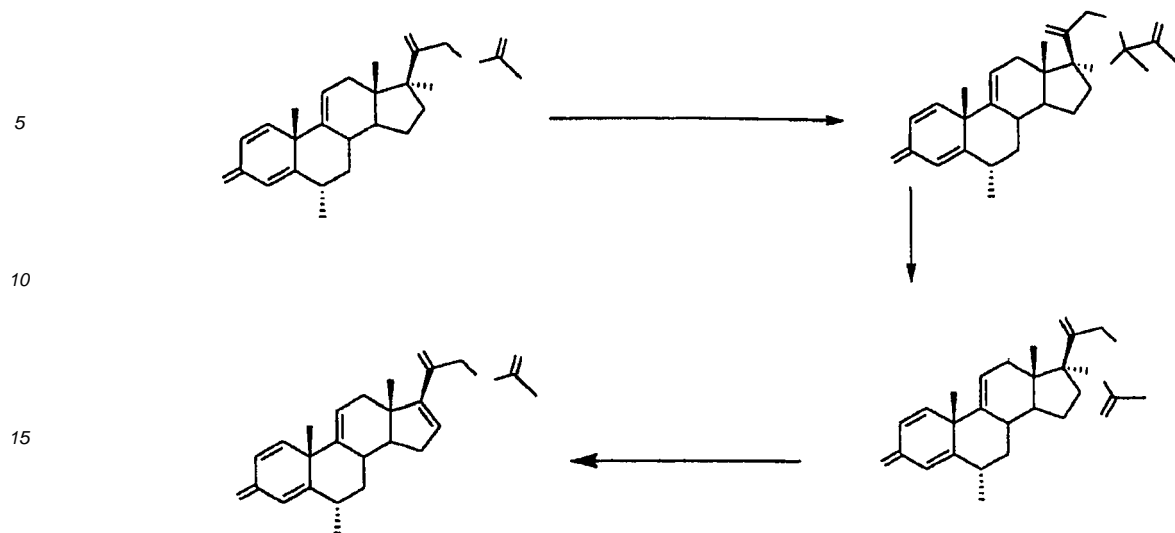
[0170] Example 32 can be synthesized according to scheme V.

### Scheme VI



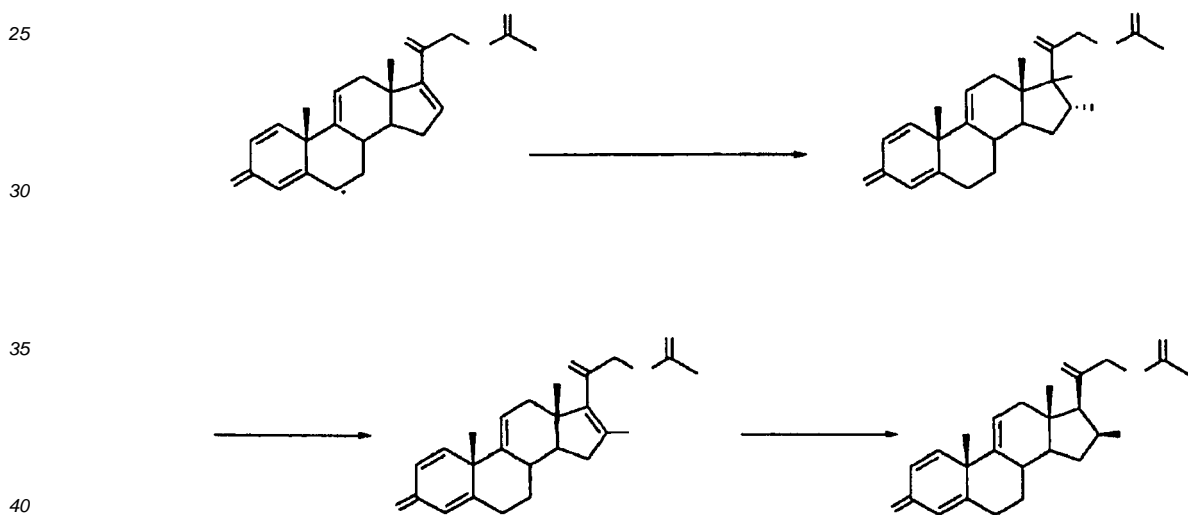
[0171] Examples 1-3 can be synthesized according to scheme VI.

### Scheme VII



20 **[0172]** Preparation 1 can be synthesized according to scheme VII.

**Scheme VIII**



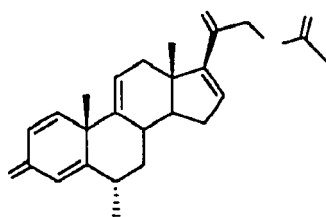
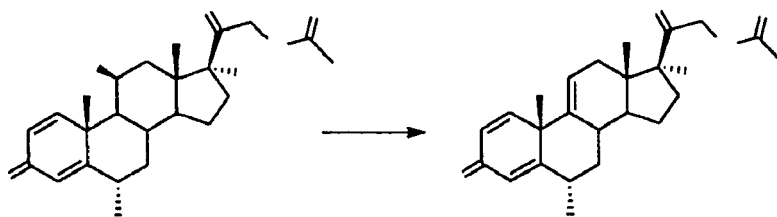
**[0173]** Example 16 can be synthesized according to scheme VIII.

**[0174]** The invention is further illustrated by the following examples. All IUPAC names were generated using CambridgeSoft's ChemDraw 10.0.

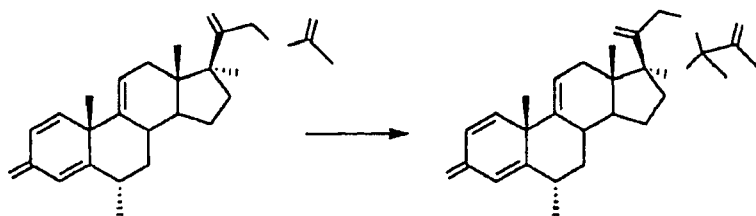
Preparation 1

**2-oxo-2-((6S,10R,13S)-6,10,13-trimethyl-3-oxo-6,7,8,10,12,13,14,15-octahydro-3H-cyclopenta[a]phenanthren-17-yl)ethyl acetate**

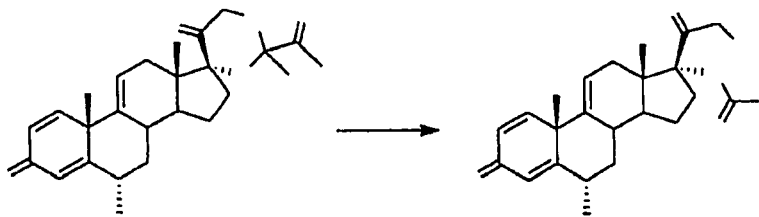
**[0175]**

Step 1**[0176]**

**[0177]** 2-((6S,10R, 13S)-17-hydroxy-6,10,13-trimethyl-3-oxo-6,7,8,10,12,13,14,15,16,17-decahydro-3H-cyclopenta[a]phenanthren-17-yl)-2-oxoethyl acetate: (see Tetrahedron Letters, 2001,42 (14): 2639-2642). Alternatively, methyl prednisolone 21-acetate is dissolved in a mixture of dimethylformamide and tetrahydrofuran and cooled in an ice bath. SO<sub>2</sub> is bubbled into methanesulfonyl chloride and the mixture is added dropwise to the solution containing the solution of methyl prednisolone 21-acetate. The title product can then be isolated by standard aqueous workup.

Step 2**[0178]**

**[0179]** (2'R,4'R,6S,10R,13S)-2'-acetyl-2',6,10,13-tetramethyl-7,8,10,12,13,14,15,16-octahydrospiro[cyclopenta[a]phenanthrene-17,4'-[1,3]dioxane]-3,5'(6H)-dione: 2-((6S,10R,13S)-17-hydroxy-6,10,13-trimethyl-3-oxo-6,7,8,10,12,13,14,15,16,17-decahydro-3H-cyclopenta[a]phenanthren-17-yl)-2-oxoethyl acetate is dissolved in toluene and heated with 1.5 equivalents of ethyl orthoacetate and a trace of pyridinium hydrochloride. Ethanol is distilled off the reaction mixture to drive it to completion.

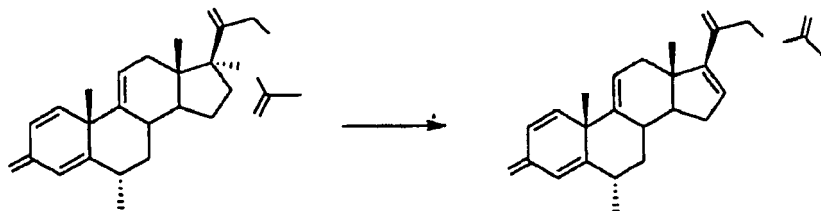
Step 3**[0180]**

**[0181]** (6S, 10R, 13S)-17-(2-hydroxyacetyl)-6,10,13-trimethyl-3-oxo-6,7,8,10,12,13,14,15,16,17-decahydro-3H-cyclopenta[a]phenanthren-17-yl acetate: The reaction mixture from step 3 is concentrated, dissolved in tetrahydrofuran,

and treated with dilute hydrochloric acid. Standard aqueous workup yields the title compound.

#### Step 4

[0182]

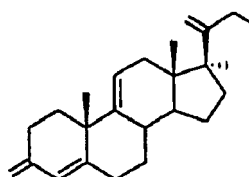


[0183] 2-oxo-2-((6S,10R,13S)-6,10,13-trimethyl-3-oxo-6,7,8,10,12,13,14,15-octahydro-3H-cyclopenta[a]phenanthren-17-yl)ethyl acetate: (6S,10R,13S)-17-(2-hydroxyacetyl)-6,10,13-trimethyl-3-oxo-6,7,8,10,12,13,14,15,16,17-decahydro-3H-cyclopenta[a]phenanthren-17-yl acetate is heated with 2 equivalents of potassium carbonate in dimethyl formamide. Standard aqueous workup yields the title compound.

#### EXAMPLE 1

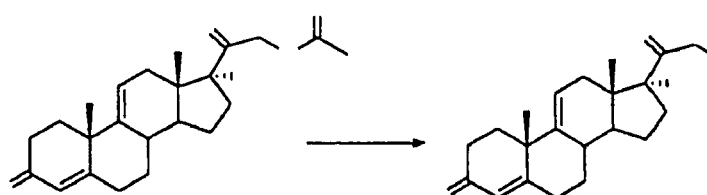
(10S,13S,17R)-17-hydroxy-17-(2-hydroxyacetyl)-10,13-dimethyl-6,7,8,10,12,13,14,15,16,17-decahydro-1H-cyclopenta[a]phenanthren-3(2H)-one

[0184]



#### Step 1

[0185]



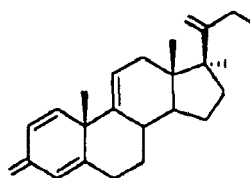
[0186] (10S, 13S,17R)-17-hydroxy-17-(2-hydroxyacetyl)-10,13-dimethyl-6,7,8,10,12,13,14,15,16,17-decahydro-1H-cyclopenta[a]phenanthren-3(2H)-one: Commercially available as Anecortave acetate. The title compound can be synthesized according to the procedure of Example 8, Step 2, substituting 2-((10S,13S,17R)-17-hydroxy-10,13-dimethyl-3-oxo-2,3,6,7,8,10,12,13,14,15,16,17-dodecahydro-1H-cyclopenta[a]phenanthren-17-yl)-2-oxoethyl acetate for 2-oxo-2-((10S, 13S,16R,17S)-10,13,16-trimethyl-3-oxo-2,3,6,7,8,10,12,13,14,15,16,17-dodecahydro-1H-cyclopenta[a]phenanthren-17-yl)ethyl acetate.

#### EXAMPLE 2

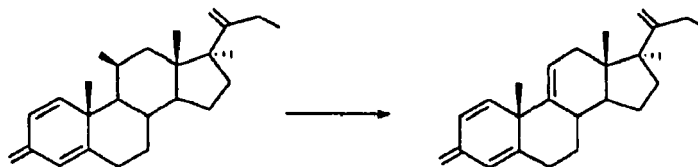
(10S,13S,17R)-17-hydroxy-17-(2-hydroxyacetyl)-10,13-dimethyl-6,7,8,10,12,13,14,15,16,17-decahydro-3H-cyclopenta[a]phenanthren-3-one

[0187]

5



10



15 **[0188]** (10S,13S,17R)-17-hydroxy-17-(2-hydroxyacetyl)-10,13-dimethyl-6,7,8,10,12,13,14,15,16,17-decahydro-3H-cyclopenta[a]phenanthren-3-one: The title compound can be synthesized according to the procedures of Example 3, Step 1 and Example 1, Step 1, substituting prednisolone acetate for hydrocortisone acetate.

### EXAMPLE 3

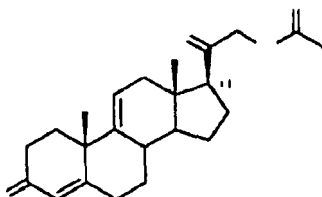
20

**2-((10S,13S,17R)-17-hydroxy-10,13-dimethyl-3-oxo-2,3,6,7,8,10,12,13,14,15,16,17-dodecahydro-1H-cyclopenta[a]phenanthren-17-yl)-2-oxoethyl acetate**

25

**[0189]**

30

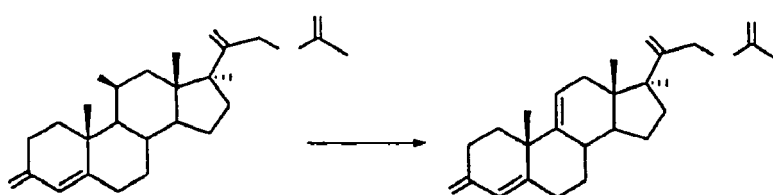


### Step 1

35

**[0190]**

40



45

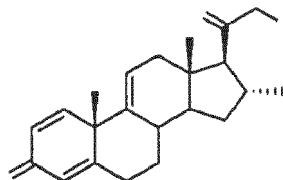
50 **[0191]** 2-((10S,13S,17R)-17-hydroxy-10,13-dimethyl-3-oxo-2,3,6,7,8,10,12,13,14,15,16,17-dodecahydro-1H-cyclopenta[a]phenanthren-17-yl)-2-oxoethyl acetate: The title compound can be synthesized from hydrocortisone acetate according to the procedure disclosed in EP 0097328. 405 g (1 mol) of hydrocortisone acetate is added to a mixture of 2 liters of N,N-dimethylformamide and 350 ml of pyridine, and with stirring at room temperature, 260 g of methanesulfonyl chloride is added. The reaction mixture is heated, maintained at 80 to 85 °C for 1 hour, and then cooled to room temperature. Methanol (7 liters) is added. The precipitated crystals are separated by filtration, washed with methanol and water, and dried under reduced pressure to give the title compound.

55

## EXAMPLE 6

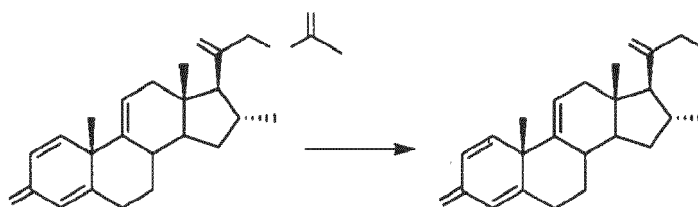
**(10S,13S,16R,17S)-17-(2-hydroxyacetyl)-10,13,16-trimethyl-6,7,8,10,12,13,14,15,16,17-decahydro-3H-cyclopenta[a]phenanthren-3-one**

[0192]



Step 1

[0193]

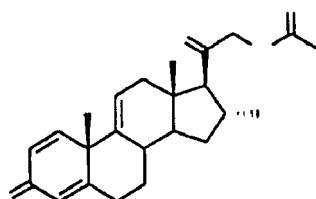


**[0194]** (10S,13S,16R,17S)-17-(2-hydroxyacetyl)-10,13,16-trimethyl-6,7,8,10,12,13,14,15,16,17-decahydro-3H-cyclopenta[a]phenanthren-3-one: A solution of the product from Example 7, step 2 in methylene chloride and methanol (1:3 methylene chloride/methanol) is stirred under an inert atmosphere and cooled in an ice bath. Aqueous potassium carbonate is added by syringe. The reaction is stirred at 5°C for 2 hours. The reaction is then neutralized with 1N HCl and concentrated. After partitioning between water and methylene chloride, the product solution is dried over anhydrous magnesium sulfate, filtered and evaporated to give the title compound.

## EXAMPLE 7

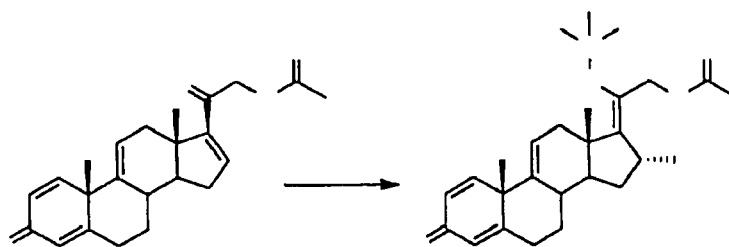
**2-oxo-2-((10S,13S,16R)-10,13,16-trimethyl-3-oxo-6,7,8,10,12,13,14,15,16,17-decahydro-3H-cyclopenta[a]phenanthren-17-yl)ethyl acetate**

[0195]



Step 1

[0196]



**[0197]** 2-((10S,13S,16R)-10,13,16-trimethyl-3-oxo-7,8,12,13,15,16-hexahydro-3H-cyclopenta[a]phenanthren-17(6H,10H,14H)-ylidene)-2-(trimethylsilyloxy)ethyl acetate: (see K.P. Shephard, US 4,975,536; Dec. 4, 1990; Preparation 1, col. 8) Into predried reactor 1 was added 36.64 grams (100 mmole) of 2-((10S,13S)-10,13-dimethyl-3-oxo-6,7,8,10,12,13,14,15-octahydro-3H-cyclopenta[a]phenanthren-17-yl)-2-oxoethyl acetate (commercial product from Pfizer).

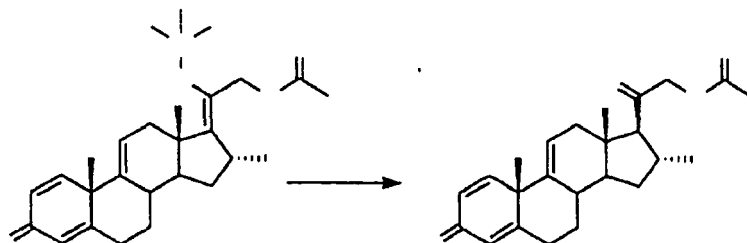
The starting material was dissolved in 200 ml of anhydrous tetrahydrofuran and 200 ml of anhydrous dichloromethane.

Trimethylsilyl imidazole, (20.0 ml, 136 mmole), was added. This solution was cooled to -50°C under a small nitrogen flow. **[0198]** Into predried reactor 2 was added copper 11 propionate (2.10 grams, 10.0 mmole), 150 ml of anhydrous tetrahydrofuran, and anhydrous 1,3-dimethyl-3,4,5,6-tetrahydro-2(1H)-pyrimidinone. The mixture was cooled to -50°C and methyl magnesium chloride (3M, 10.0 ml) was added dropwise over approximately 5 minutes. The mixture was stirred for approximately 10 minutes. The contents of reactor 2 were transferred to reactor 1 via cannula quickly (approximately 30 sec.), and reactor 2 was rinsed with 10 ml of anhydrous tetrahydrofuran and this was also cannulated into reactor 1. A pump was set up with methyl magnesium chloride (3M, 45.0 ml) and pumped into reactor 1 over 45 min (pump setting at 1.0 ml/min). Reactor 1 was stirred further at -50°C for 1 hour, then warmed to -30°C overnight.

**[0199]** Toluene (1L) was added and the temperature brought to 0°C. The mixture was extracted with 2 x 500 ml of 5% acetic acid (cold), then with 200 ml of 25% sodium chloride. The aqueous phases were back extracted with 300 ml of toluene. The combined toluene extracts were dried over magnesium sulfate, filtered, and concentrated to a viscous oil. Yield - 57.8 grams.

## Step 2

**[0200]**

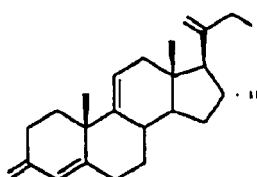


**[0201]** 2-oxo-2-((10S,13S,16R,17S)-10,13,16-trimethyl-3-oxo-6,7,8,10,12,13,14,15,16,17-decahydro-3H-cyclopenta[a]phenanthren-17-yl)ethyl acetate: The crude product from step 1 is dissolved in ethyl acetate, and slurried with aqueous 1N HCl until hydrolysis is complete. The aqueous acid is neutralized with aqueous potassium bicarbonate, and the ethyl acetate phase is dried, filtered, and concentrated to a semi-solid.

## EXAMPLE 8

**(10S,13S,16R,17S)-17-(2-hydroxyacetyl)-10,13,16-trimethyl-6,7,8,10,12,13,14,15,16,17-decahydro-1H-cyclopenta[a]phenanthren-3(2H)-one**

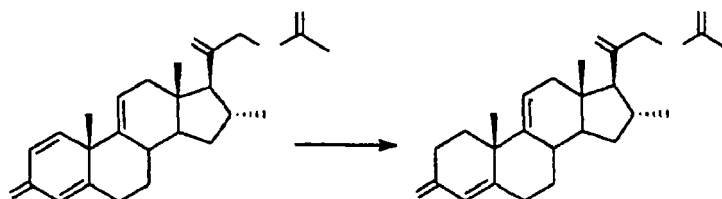
**[0202]**





## Step 1

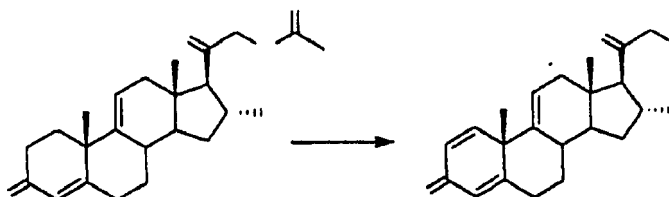
[0203]



**[0204]** 2-oxo-2-((10S,13S,16R,17S)-10,13,16-trimethyl-3-oxo-2,3,6,7,8,10,12,13,14,15,16,17-dodecahydro-1H-cyclopenta[a]phenanthren-17-yl)ethyl acetate: A mixture of 3.3 g (8.6 mM) of 2-oxo-2-((10S,13S,16R,17S)-10,13,16-trimethyl-3-oxo-6,7,8,10,12,13,14,15,16,17-decahydro-3H-cyclopenta[a]phenanthren-17-yl)ethyl acetate, chlorotris(triphenylphosphine)rhodium(I) (Wilkinson's Catalyst, 480 mg, 0.52 mM), triethylsilane (1.4 mL, 1.0 g, 8.8 mM) and methylene chloride (15 mL) was warmed to 40° C and stirred until most of the starting material was gone, as determined by thin layer chromatography. The reaction was evaporated *in vacuo* and chromatographed on fine silica gel (600g) in 10-15% ethyl acetate in methylene chloride. One fraction of 700 mL was collected, followed by twelve 200 mL fractions. A 1.0 g quantity of desired product (30% yield) was obtained by evaporation of fractions 6-12. (Starting material was obtained from fraction 13, 0.7 g, 20% recovery). NMR (500 MHz, CDCl<sub>3</sub>, TMS): δ 0.68(s, 3H), 0.98(d, 3H, *J*=6.5Hz), 1.12(m, 1H), 1.33(s, 3H), 1.47(m, 1H), 1.57(m, 1H), 1.69(m, 1H), 1.99(m, 1H), 2.18(s, 3H), 2.07-2.29(m, 6H), 2.36(d, 1H), 2.50(m, 3H), 2.79(m, 1H), 4.48(d, 1H, *J*=17Hz), 4.73(d, 1H, *J*=17Hz), 5.50(s, 1H), 5.75(s, 1H).

## Step 2

[0205]

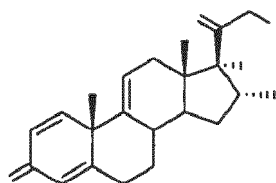


**[0206]** (10S,13S,16R,17S)-17-(2-hydroxyacetyl)-10,13,16-trimethyl-6,7,8,10,12,13,14,15,16,17-decahydro-3H-cyclopenta[a]phenanthren-3-one: A solution of 2-oxo-2-((10S,13S,16R,17S)-10,13,16-trimethyl-3-oxo-2,3,6,7,8,10,12,13,14,15,16,17-dodecahydro-1H-cyclopenta[a]phenanthren-17-yl)ethyl acetate (1.0 g, 2.6 mM) in methylene chloride (5 mL) and methanol (15 mL) was put under an inert atmosphere and cooled in an ice bath. 1 mL of 1 M aqueous potassium carbonate was added by syringe. The reaction was stirred at 5°C for 2 h. The reaction was then neutralized with 1N HCl and concentrated. After partitioning between water and methylene chloride, the product solution was dried over anhydrous magnesium sulfate, filtered and evaporated. Crystallization from ethyl acetate yielded a first crop of 0.33 g product. NMR (500 MHz, CDCl<sub>3</sub>, TMS): δ 0.67(s, 3H), 1.01(d, 3H, *J*=7Hz), 1.13(m, 1H), 1.33(s, 3H), 1.47-1.80(m, 3H), 2.00(m, 1H), 2.06-2.24(m, 6H), 2.37(d, 1H), 2.45-2.60(m, 3H), 2.82(m, 1H), 3.30(m, 1H), 4.20(m, 2H), 5.50(d, 1H, *J*=5Hz), 5.76(s, 1H).

## EXAMPLE 15

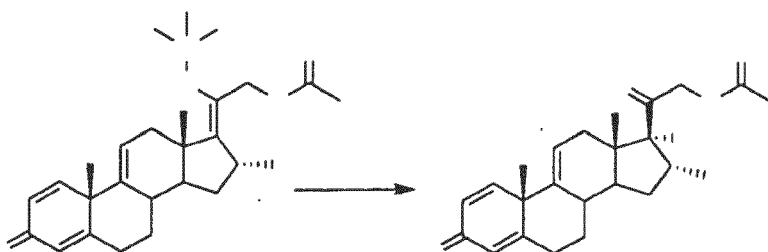
**(10S,13S,16R,17R)-17-hydroxy-17-(2-hydroxyacetyl)-10,13,16-trimethyl-6,7,8,10,12,13,14,15,16,17-decahydro-3H-cyclopenta[a]phenanthren-3-one**

[0207]



## Step 1

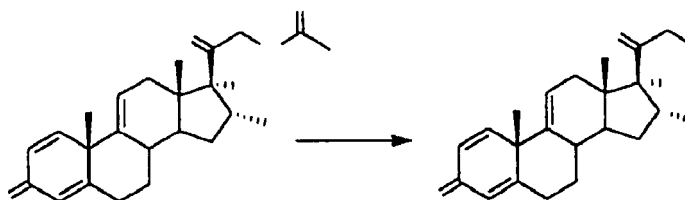
[0208]



[0209] 2-((10S,13S,16R,17R)-17-hydroxy-10,13,16-trimethyl-3-oxo-6,7,8,10,12,13,14,15,16,17-decahydro-3H-cyclopenta[a]phenanthren-17-yl)-2-oxoethyl acetate: (Z)-2-((10S,13S,16R)-10,13,16-trimethyl-3-oxo-7,8,12,13,15,16-hexahydro-3H-cyclopenta[a]phenanthren-17(6H,10H,14H)-ylidene)-2-(trimethylsilyloxy)ethyl acetate is dissolved in methylene chloride and the mixture is cooled to zero degrees Celsius. A solution of m-chloroperbenzoic acid in methylene chloride is added dropwise and the mixture is stirred for 4 hours. The organic phase was washed with aqueous acetic acid and then aqueous bisulfite. The organic phase was concentrated and chromatographed on silica gel to yield the title compound.

## Step 2

[0210]

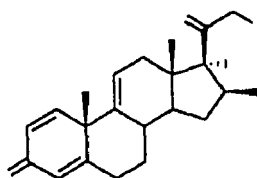


[0211] (10S,13S,16R,17R)-17-hydroxy-17-(2-hydroxyacetyl)-10,13,16-trimethyl-6,7,8,10,12,13,14,15,16,17-decahydro-3H-cyclopenta[a]phenanthren-3-one; Prepared according to Example 8, Step 2 substituting 2-((10S,13S,16R,17R)-17-hydroxy-10,13,16-trimethyl-3-oxo-6,7,8,10,12,13,14,15,16,17-decahydro-3H-cyclopenta[a]phenanthren-17-yl)-2-oxoethyl acetate for 2-oxo-2-((10S,13S,16R,17S)-10,13,16-trimethyl-3-oxo-2,3,6,7,8,10,12,13,14,15,16,17-dodecahydro-1H-cyclopenta[a]phenanthren-17-yl)ethyl acetate.

## EXAMPLE 16

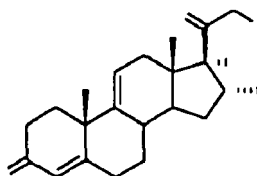
(10S,13S,16S,17R)-17-hydroxy-17-(2-hydroxyacetyl)-10,13,16-trimethyl-6,7,8,10,12,13,14,15,16,17-decahydro-3H-cyclopenta[a]phenanthren-3-one

[0212]



EXAMPLE 19

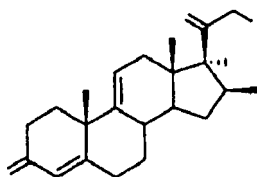
[0213] (10S,13S,16R,17R)-17-hydroxy-17-(2-hydroxyacetyl)-10,13,16-trimethyl-6,7,8,10,12,13,14,15,16,17-decahydro-1H-cyclopenta[a]phenanthren-3(2H)-one



EXAMPLE 20

(10S,13S,16S,17R)-17-hydroxy-17-(2-hydroxyacetyl)-10,13,16-trimethyl-6,7,8,10,12,13,14,15,16,17-decahydro-1H-cyclopenta[a]phenanthren-3(2H)-one

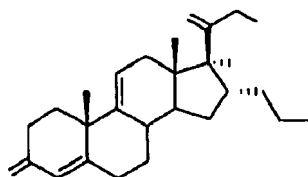
[0214]



EXAMPLE 21

(10S,13S,16R,17R)-17-hydroxy-17-(2-hydroxyacetyl)-10,13-dimethyl-16-propyl-6,7,8,10,12,13,14,15,16,17-decahydro-1H-cyclopenta[a]phenanthren-3(2H)-one

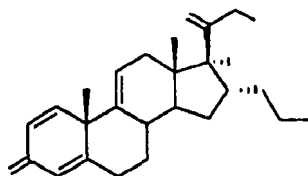
[0215]



EXAMPLE 22

(10S,13S,16R,17R)-17-hydroxy-17-(2-hydroxyacetyl)-10,13-dimethyl-16-propyl-6,7,8,10,12,13,14,15,16,17-decahydro-3H-cyclopenta[a]phenanthren-3-one

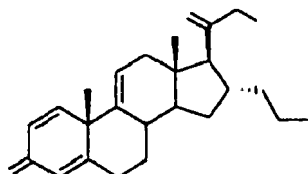
[0216]



EXAMPLE 23

(10S,13S,16R,17S)-17-(2-hydroxyacetyl)-10,13-dimethyl-16-propyl-6,7,8,10,12,13,14,15,16,17-decahydro-3H-cyclopenta[a]phenanthren-3-one

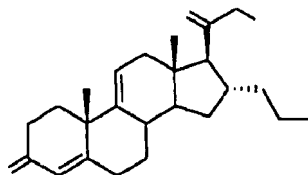
[0217]



EXAMPLE 24

(10S,13S,16R,17S)-17-(2-hydroxyacetyl)-10,13-dimethyl-16-propyl-6,7,8,10,12,13,14,15,16,17-decahydro-1H-cyclopenta[a]phenanthren-3(2H)-one

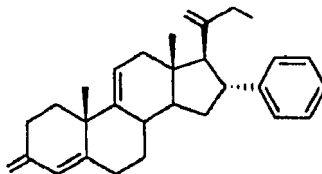
[0218]



EXAMPLE 25

(10S,13S,16R,17S)-17-(2-hydroxyacetyl)-10,13-dimethyl-16-phenyl-6,7,8,10,12,13,14,15,16,17-decahydro-1H-cyclopenta[a]phenanthren-3(2H)-one

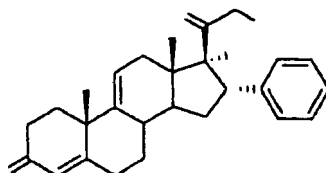
[0219]



EXAMPLE 26

(10S,13S,16S,17R)-17-hydroxy-17-(2-hydroxyacetyl)-10,13-dimethyl-16-phenyl-6,7,8,10,12,13,14,15,16,17-decahydro-1H-cyclopenta[a]phenanthren-3(2H)-one

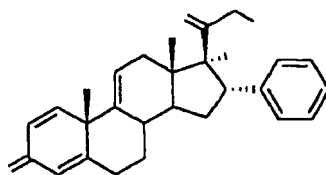
[0220]



## EXAMPLE 27

**(10S,13S,16S,17R)-17-hydroxy-17-(2-hydroxyacetyl)-10,13-dimethyl-16-phenyl-6,7,8,10,12,13,14,15,16,17-decahydro-3H-cyclopenta[a]phenanthren-3-one**

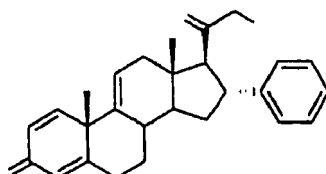
[0221]



## EXAMPLE 28

**(10S,13S,16R,17S)-17-(2-hydroxyacetyl)-10,13-dimethyl-16-phenyl-6,7,8,10,12,13,14,15,16,17-decahydro-3H-cyclopenta[a]phenanthren-3-one**

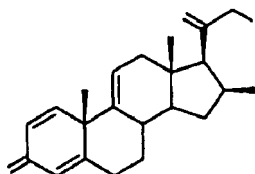
[0222]



## EXAMPLE 29

**(10S,13S,16S,17S)-17-(2-hydroxyacetyl)-10,13,16-trimethyl-6,7,8,10,12,13,14,15,16,17-decahydro-3H-cyclopenta[a]phenanthren-3-one**

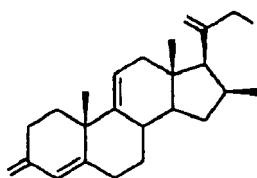
[0223]



## EXAMPLE 30

**(10S,13S,16S,17S)-17-(2-hydroxyacetyl)-10,13,16-trimethyl-6,7,8,10,12,13,14,15,16,17-decahydro-1H-cyclopenta[a]phenanthren-3(2H)-one**

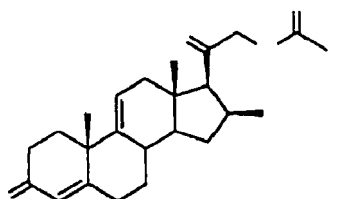
[0224]



## EXAMPLE 31

**2-oxo-2-((10S,13S,16S,17S)-10,13,16-trimethyl-3-oxo-2,3,6,7,8,10,12,13,14,15,16,17-dodecahydro-1H-cyclopenta[a]phenanthren-17-yl)ethyl acetate**

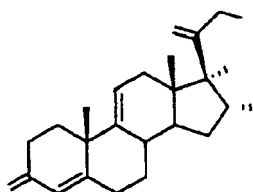
[0225]



## EXAMPLE 32

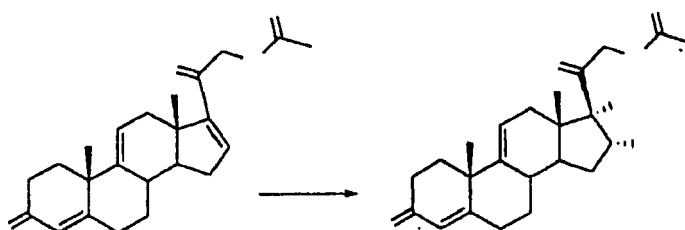
**(10S,13S,16R,17S)-17-(2-hydroxyacetyl)-10,13,16,17-tetramethyl-6,7,8,10,12,13,14,15,16,17-decahydro-1H-cyclopenta[a]phenanthren-3(2H)-one**

[0226]



## Step 1

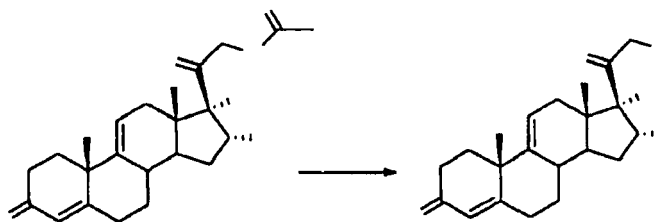
[0227]



**[0228]** 2-oxo-2-((10S,13S,16R,17S)-10,13,16,17-tetramethyl-3-oxo-2,3,6,7,8,10,12,13,14,15,16,17-dodecahydro-1H-cyclopenta[a]phenanthren-17-yl)ethyl acetate: A mixture of 2-((10S,13S)-10,13-dimethyl-3-oxo-2,3,6,7,8,10,12,13,14,15-decahydro-1H-cyclopenta[a]phenanthren-17-yl)-2-oxoethyl acetate (150g) and copper propionate (1.9M in THF (90ml) is cooled in an ice acetone bath. Methyl magnesium chloride (1.96M in THF, 240ml) is added dropwise for 30 min. After 1 hour, the reaction is quenched with methyl iodide (100g) in 200ml THF. The reaction mixture is then partitioned with water and toluene. The separated organic phase is washed with water, dried over sodium sulfate and concentrated. The residue is crystallized from ether and hexane to give the title compound.

## Step 2

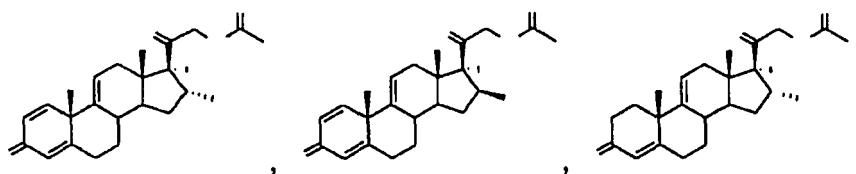
[0229]



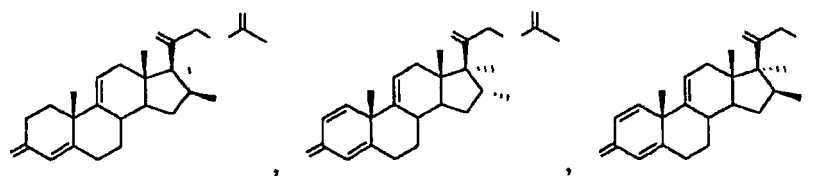
1        0S,13S,16R,17S)-17-(2-hydroxyacetyl)-10,13,16,17-tetramethyl-6,7,8,10,12,13,14,15,16,17-decahydro-1H-cy-  
 15        clopenta[a]phenanthren-3(2H)-one: 2-oxo-2-((10S,13S,16R,17S)-10,13,16,17-tetramethyl-3-oxo-2,3,6,7,8,10,12,13,  
 14,15,16,17-dodecahydro-1H-cyclopenta[a]phenanthren-17-yl)ethyl acetate (144g) is stirred in 1500 ml methanol and  
 treated with sodium methoxide (25%, 5ml) for 30 minutes. The mixture is partitioned between methylene chloride and  
 sodium bicarbonate. The organic phase is separated and washed with sodium bicarbonate, dried over sodium sulfate,  
 and concentrated to give the title compound.

20        [0230] The following compounds can generally be made using the methods described above. It is expected that these  
 compounds when made will have activity similar to those that have been made and tested.

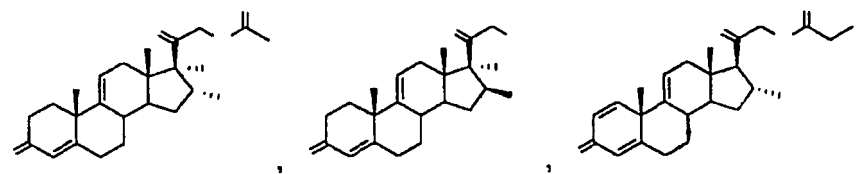
5



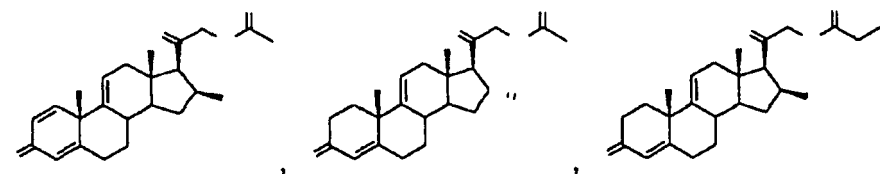
10



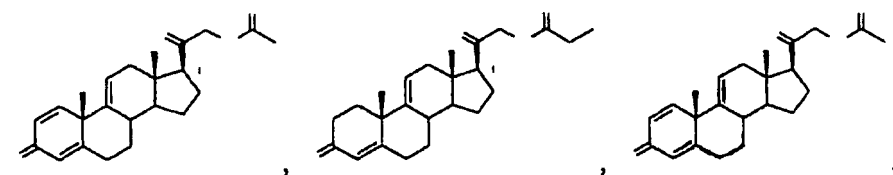
15



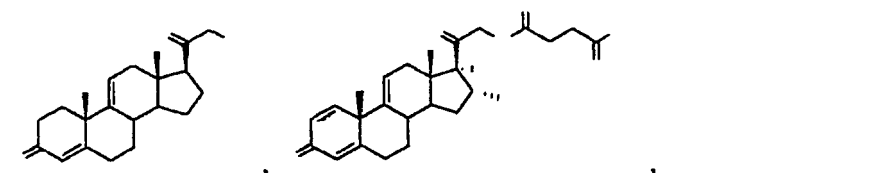
20



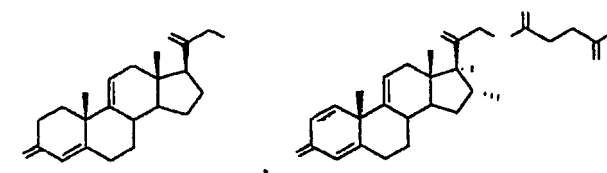
25



30



35



40

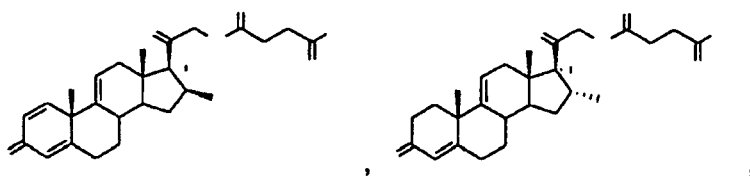
45

50

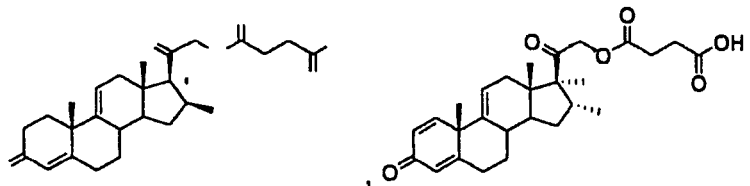
55



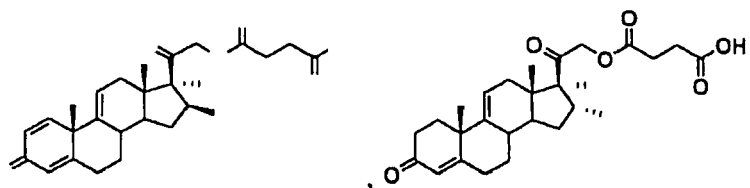
5



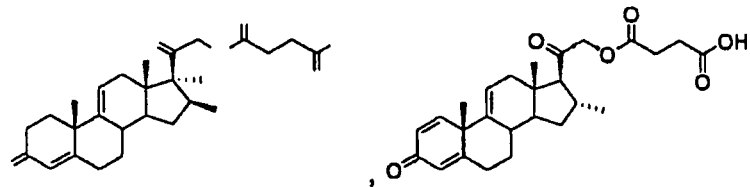
10



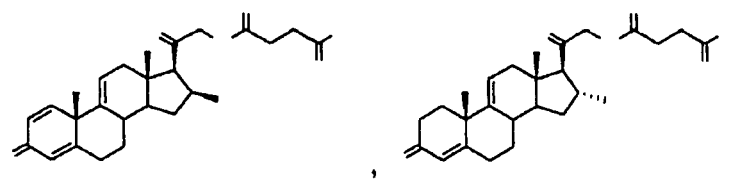
15



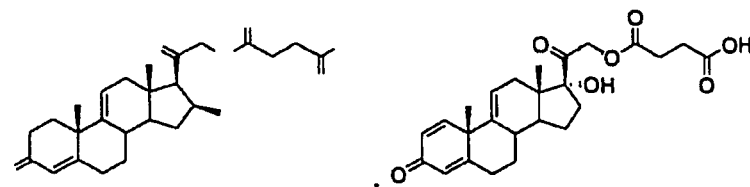
20



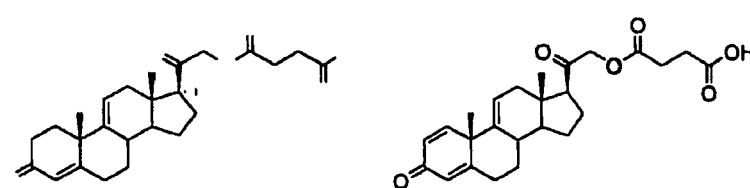
25



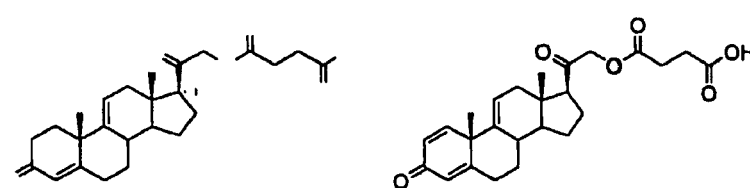
30



35



40

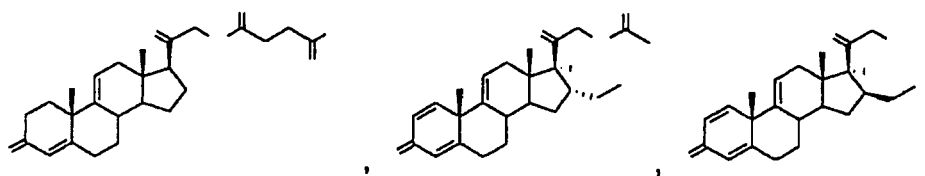


45

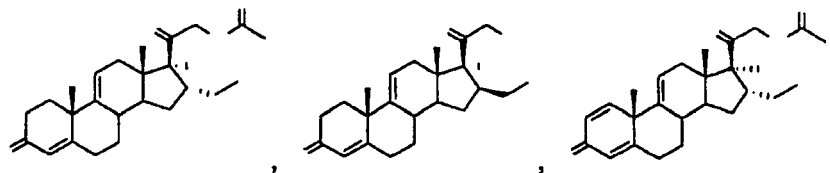
50

55

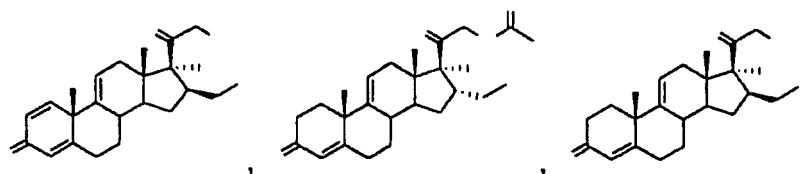
5



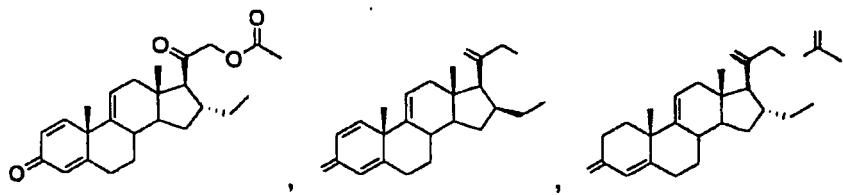
10



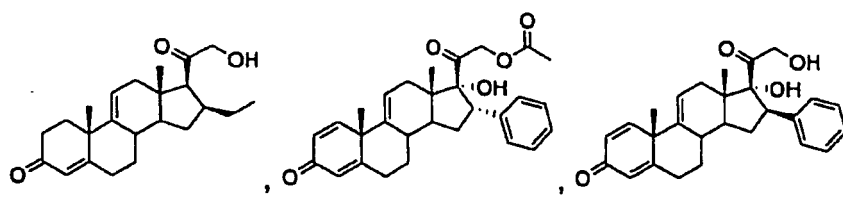
15



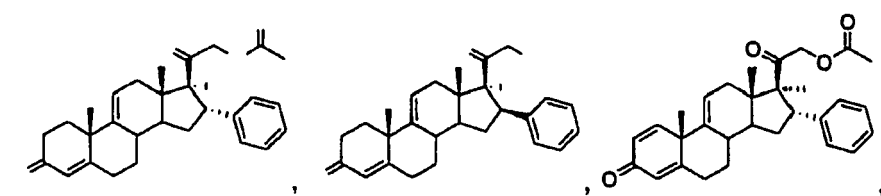
20



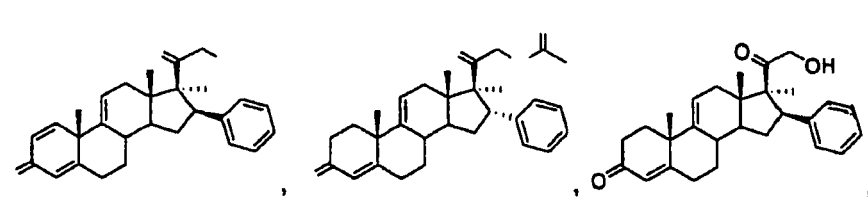
25



30



35



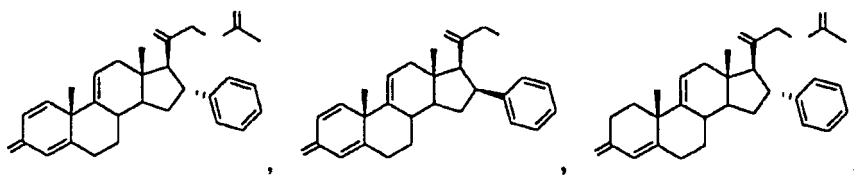
40

45

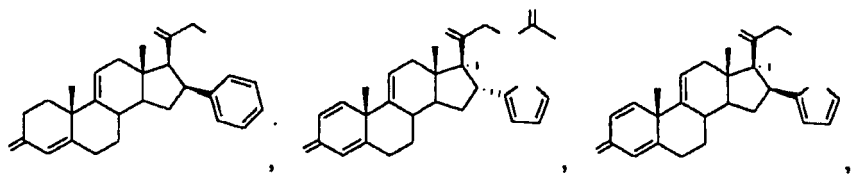
50

55

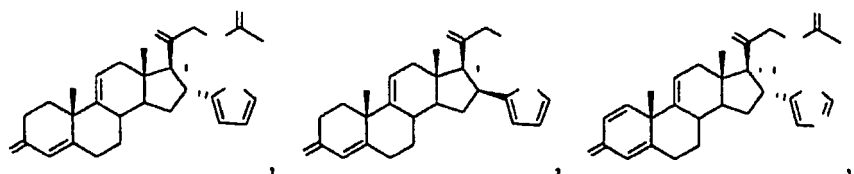
5



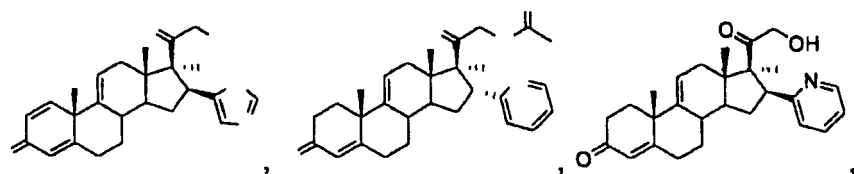
10



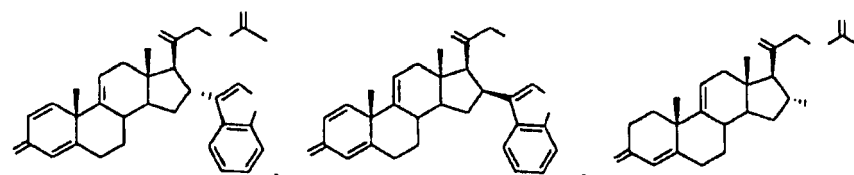
15



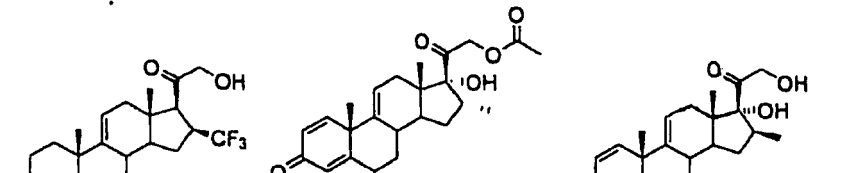
20



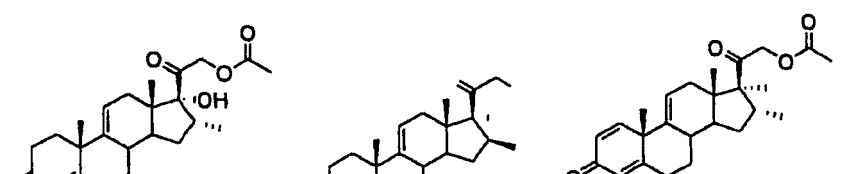
25



30



35



40

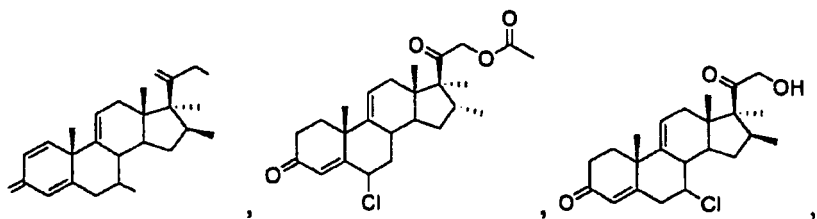


45

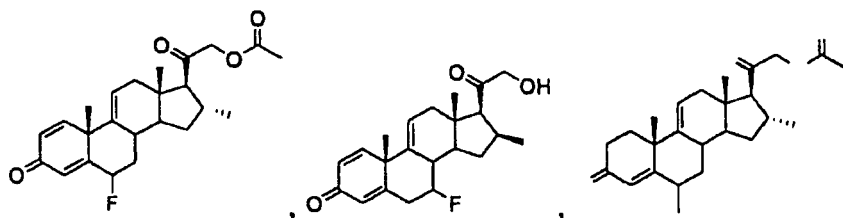
50

55

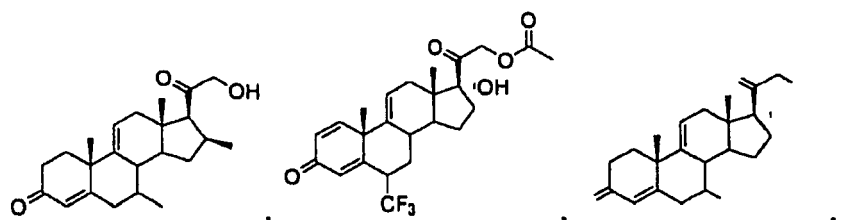
5



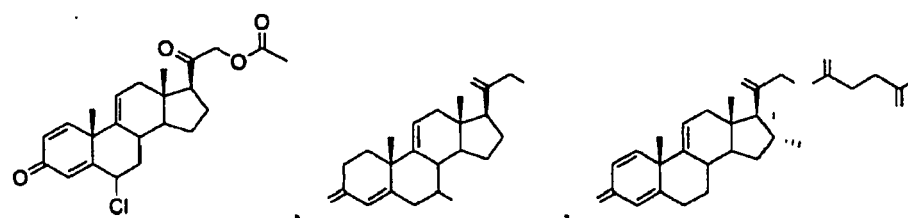
10



15

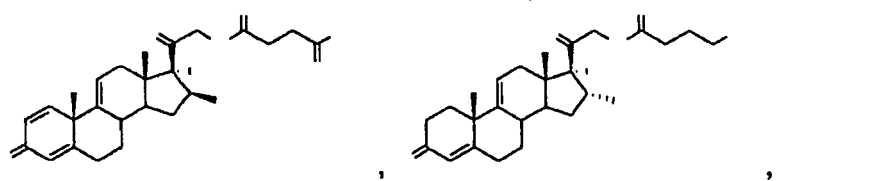


20

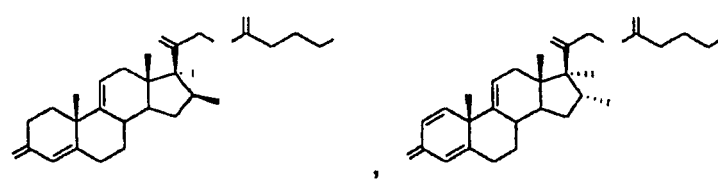


25

30



35

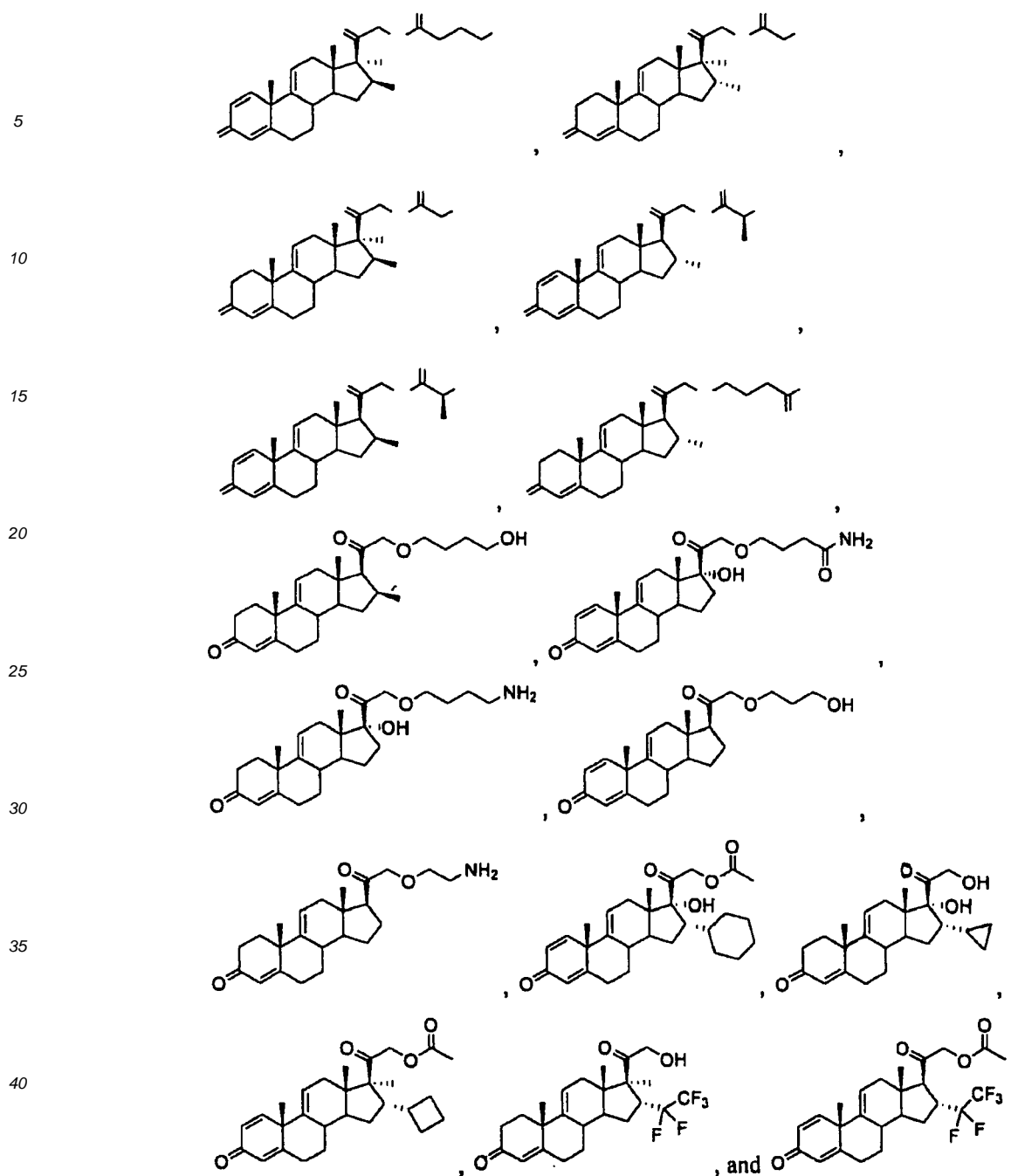


40

45

50

55



**[0231]** The activity of the compounds in Examples 1-7 and 15-16 as NF- $\kappa$ B modulators is illustrated in the following assays. The other compounds listed above, which have not yet been made and/or tested, are predicted to have activity in these assays as well.

#### Biological Activity Assay

##### In vitro NF- $\kappa$ B inhibitor screening assay

**[0232]** C2C 12 skeletal muscle cells stably transfected with a luciferase reporter construct regulated under multiple copies of the NF- $\kappa$ B response element (Panomics, Fremont, CA) were used to screen NF- $\kappa$ B inhibitors. These cells were maintained at 37°C with 5% CO<sub>2</sub> in a tissue culture incubator with Dulbecco's modified Eagle medium (DMEM) medium containing 10% Fetal bovine serum (FBS) (ATCC, Manassas, VA), Penicillin 100 U/ml, Streptomycin 100  $\mu$ g/ml, and 100  $\mu$ g/ml Hygromycin B (Roche, Indianapolis, IN). Screening assays were performed in myoblasts (grown in medium containing 10% FBS) in duplicate 96 well plates at a cell concentration of 5 x 10<sup>4</sup> cells per well in 100ul volume.

## EP 2 805 720 A1

Cells were pretreated with various concentrations (0.01 ug/ml to 10 ug/ml) of compound for 24hr duration before stimulating with tumor necrosis factor- $\alpha$  (TNF- $\alpha$ ) (10 ng/ml) for another 24hrs. Prednisolone was included in every plate tested as a positive control. After the completion of incubation cells were washed twice with PBS and lysed with cell lysis buffer to measure luciferase activity (Promega Corp, Madison, WI) using Centro LB 960 luminometer (Berthold technologies, GmbH & Co, Bad Wildbad, Germany). Relative luminescence units with TNF- $\alpha$  stimulation in the absence of drugs were considered as 100% percent and data was represented as % inhibition relative to TNF- $\alpha$  induced NF-kB activation.

Table 1 - Dose-dependent inhibition of NF-kB in C2C12 skeletal muscle cell luciferase assay

Example #	0.01 ug/mL	0. ug/mL	1 ug/mL	10 ug/mL
1	++	++	++	+++*
2	++	++	++*	+++*
3	+	+	++*	+++*
4	-	-	-	+
5	-	-	+	+
6	++	++*	+++*	++++*
7	+	++*	+++*	++++*
15	++	++*	+++*	++++*
16	+	++*	++*	+++*
- indicates $\geq 100\%$ inhibition + indicates 80-100% inhibition ++ indicates 60-80% inhibition +++ indicates 40-60% inhibition ++++ indicates 20-40% inhibition * indicates $p < 0.01$				

**[0233]** Cell viability was assayed in duplicate plates by MTT (3-[4,5-dimethylthiazol-2-yl]-2,5-diphenyl tetrazolium bromide) (Sigma, Saint Louis, Missouri) as per manufacturer's protocols. Percent cell viability was calculated relative to untreated cells. There was not a significant decrease in cell viability ( $< 80\%$ ) for any of Examples 1-7 and 15-16 at any of the doses (0.01, 0.1, 1, and 10 ug/mL) tested.

### Inhibition of NF-kB nuclear translocation

**[0234]** Inhibition of TNF- $\alpha$  induced NF-kB activation was confirmed by nuclear translocation immunofluorescence assay. C2C12 cells were grown on cover slips and treated with TNF- $\alpha$  and compound at optimal concentrations as described above. Cells were fixed with acetone and stained with a rabbit anti-NF-kB (p60) antibody /anti-rabbit Texas red (Santa Cruz Biotech, Inc, Santa Cruz, and CA) and counterstained with 4', 6-Diamidino-2-phenylindole HCl (DAPI) (Invitrogen, CA) to visualize the nuclei.

Table 2 - Comparison of inhibition of TNF- $\alpha$  induced NF-kB luciferase activity by example compounds and known NF-kB inhibitors in C2C12 myoblasts

Example #	Nuclear translocation inhibition (myoblasts)
1	+
1	+
Prednisone	+
+ indicates that the compound blocked TNF- $\alpha$ induced NF-kB nuclear translocation	

### In vivo mdx mouse model of dystrophy

**[0235]** Separate groups (n=12-14) of mdx mice were treated with prednisolone (5mg/kg/day; per oral in feed), Example

1 (20 and 40 mg/kg/day; per oral in feed) and Example 2 (20 and 40 mg/kg/day; per oral in feed) for 3 months. All mice underwent 30 min biweekly treadmill exercise during the treatment duration to unmask the mild disease phenotype of mdx mouse model.

#### Effect on body weight (BM)

[0236]

Table 3 - Effect of example compounds on body weight and gastrocnemius muscle mass

Treatment	Bodyweight (g)	Gastrocnemius muscle mass (mg)
Untreated	26.58±1.24	142.2±15.83
Prednisolone (5mg/kg)	25.44±1.06*	136.2±10.94*
Example 1 (20mg/kg)	28.18±1.25*	152.2±13.53*
Example 1 40mg/kg)	27.3±1.56	151.2±11.15
Example 2 (20mg/kg)	27.44±2.12	148.5±16.86
Example 2 (40mg/kg)	27.42±1.73	151±15.23
* indicates P<0.05		

#### Effect on in vivo motor coordination and strength

[0237] Motor coordination and strength were assessed using Rota-rod (Ugo Basile, VA, Italy) testing. Briefly, mice were trained on the rota-rod for two days before collecting data. Each acclimatization session consisted of four training sessions, 2 per day and each session lasting 120 seconds at a speed of 5rpm). Each trial consisted of placing the mice on the rod at 10 rpm for 60 seconds (stabilizing period) followed by an acceleration from 10 rpm to 40 rpm within the first 25 seconds until the animal fell from the rod or until 180 seconds are reached. If the animals fell during the stabilizing period, they were placed back on the rod to complete the session. The total testing time was 240 seconds (60 seconds stabilization time and 180 seconds test time). Each trial was performed twice a day (2 hour interval between sessions) for 3 consecutive days. The latency to fall (seconds) was recorded and all six scores were averaged per mouse. The average data was expressed as latency to fall (in seconds) for each group mice at 3 age groups. The ability of untreated mice to stay on the rod did not change significantly with time.

Table 4 - Effect of Example 1 on motor coordination and strength on Rota-rod

TREATMENT	Latency to Fall (sec)		
	12 weeks	24 weeks	36 weeks
Untreated	92.3 ± 7.8	91.2 ± 17.4	90.1 ± 16.6
Prednisolone 5mg/kg	82.6 ± 12.2	104.9 ± 18.7	102.9 ± 23.4
Example 1 20mg/kg	100.4 ± 9.0	91.6 ± 15.9	84.4 ± 16.7
Example 1 40mg/kg	84.4 ± 16.7	123.5 ± 10.8	124.6 ± 14.3

#### Effect on in vitro force contractions:

[0238] The distal tendon of the extensor digitorum longus (EDL) muscle was tied securely to the lever arm of a servomotor/force transducer (model 305B, Aurora Scientific, Richmond Hill, ON, Canada) and the proximal tendon to a tissue clamp. Muscles were stimulated between two platinum electrodes. With supramaximal stimulation of the muscle using single 0.2-ms square stimulation pulses for the EDL, muscle length was adjusted to the length ( $L_0$ ) that resulted in maximal twitch force. With the muscle held at  $L_0$  using stimulation frequencies of 30, 50, 80, 100, 120 and 150Hz, the maximum isometric tetanic force ( $P_0$ ) developed during a 300 ms train of stimulation pulses was recorded for the EDL muscle. The muscle length was then measured with calipers and after removal of the muscle from the bath the mass of the muscle was determined. For each muscle, the optimum fiber length ( $L_f$ ) was calculated by multiplying  $L_0$  by a previously determined  $L_f/L_0$  ratio of 0.45. Total muscle fiber cross-sectional area was determined by dividing the wet

mass by the product of  $L_f$  and the density of mammalian skeletal muscle ( $1.06 \text{ mg/mm}^3$ ). Maximum isometric specific force ( $sP_o$ ) was determined by dividing  $P_o$  by the total muscle fiber cross-sectional area. There was no statistically significant ( $P < 0.05$ ) difference in specific force between untreated and prednisolone groups.

Table 5 - Effect of long term treatment of prednisolone and Example compounds on *in vitro* EDL muscle force contractions.

TREATMENT	Specific Force (kN/m <sup>2</sup> )
Untreated	$150.3 \pm 13.0$
Prednisolone 5mg/kg	$159.8 \pm 10.4$
Example 1 20mg/kg	$167.3 \pm 6.8^*$
Example 1 40mg/kg	$143.7 \pm 14.2$
Example 2 20mg/kg	$165.7 \pm 13.7^*$
Example 2 40mg/kg	$175.0 \pm 12.1^*$
* indicates $P < 0.05$	

#### Histological Evaluations

**[0239]** Hematoxylin and Eosin staining of gastrocnemius muscle of untreated mdx mice show significant degeneration and inflammation. Skeletal muscle from Example 1- and Example 2-treated mice showed significant decrease in inflammation, degeneration, and increase in regenerating muscle fibers in comparison to untreated and prednisolone treated mdx mice. Continuous administration of prednisolone appeared to increase degeneration and decrease in regeneration of dystrophic skeletal muscle.

#### Glucocorticoid Receptor Binding Assay

**[0240]** To determine the receptor binding affinity of example compounds to the glucocorticoid receptor (GR), a ligand binding assay was performed using cDNA expression clones (Baculovirus) for human and mouse glucocorticoid receptor- $\alpha$ . Liver extracts containing different GR constructs were incubated with radiolabeled 3H-Dexamethasone (Amersham Pharmacia Biotech) and test compound in assay buffer (10 mM Tris-HCl, 1.5 mM EDTA, 10% glycerol, 1 mM dithiothreitol, and 20 mM sodium molybdate, pH 7.6). The amount of radioactivity was measured using a scintillation plate reader. Dexamethasone showed competitive binding with 3H-dexamethasone at micromolar concentrations.

Table 5 - Percentage of <sup>3</sup>H Dexamethasone Specific Binding

Concentration (mol/L)	Dexamethasone	Example 1	Example 2	Example 3
$1.67 \times 10^{-5}$	0.0	90.9	88.3	92.5
$1.67 \times 10^{-6}$	0.0	94.2	97.0	103.1
$6.67 \times 10^{-7}$	7.2	95.7	99.6	91.1
$1.67 \times 10^{-7}$	25.4	95.2	96.7	94.8
$6.67 \times 10^{-8}$	46.0	93.7	99.9	94.7
$1.67 \times 10^{-8}$	75.8	92.4	77.6	94.6
$6.67 \times 10^{-9}$	87.0	93.5	100.5	92.4
$1.67 \times 10^{-9}$	102.4	92.2	98.5	94.1
$6.67 \times 10^{-10}$	97.9	91.4	98.0	92.6
$1.67 \times 10^{-10}$	95.8	97.6	93.0	92.3

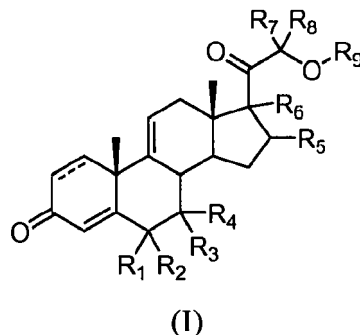
**[0241]** From the foregoing description, one skilled in the art can easily ascertain the essential characteristics of this invention, and without departing from the spirit and scope thereof, can make various changes and modifications of the invention to adapt it to various usages and conditions.



## CLAUSES

[0242] What is claimed is:

1. A compound for use in the manufacture of a medicament for reducing the symptoms of muscular dystrophy, wherein said compound has structural Formula I:



or a salt thereof, wherein:

said dashed line indicates an optional double bond;

R<sub>1</sub>, R<sub>2</sub>, R<sub>3</sub>, and R<sub>4</sub> are each independently selected from the group consisting of hydrogen, unsubstituted lower alkyl, lower haloalkyl, and halogen;

R<sub>5</sub> is selected from the group consisting of hydrogen, lower alkyl, aryl, cycloalkyl, heterocycloalkyl, and heteroaryl, said lower alkyl, aryl, cycloalkyl, heterocycloalkyl, and heteroaryl being optionally substituted with one or more substituents selected from the group consisting of acyl, alkenyl, alkoxy, alkyl, alkynyl, amido, amino, aryl, aryloxy, cycloalkyl, haloalkoxy, haloalkyl, heteroalkyl, heteroaryl, hydroxy, perhaloalkoxy, and thiol;

R<sub>6</sub> is selected from the group consisting of hydrogen, hydroxyl, and lower alkyl, said lower alkyl being optionally substituted with one or more substituents selected from the group consisting of alkenyl, alkoxy, alkyl, alkynyl, aryl, aryloxy, haloalkoxy, haloalkyl, heteroalkyl, hydroxy, and thiol;

R<sub>7</sub> and R<sub>8</sub> are independently selected from the groups consisting of hydrogen, unsubstituted C<sub>1-3</sub> alkyl, or R<sub>7</sub> and R<sub>8</sub> can be taken together to form oxo or C<sub>3-6</sub> saturated cycloalkyl; and

R<sub>9</sub> is selected from the group consisting of hydrogen, acyl, and alkyl, said acyl and alkyl being optionally substituted with one or more substituents selected from the group consisting of acyl, alkenyl, alkoxy, alkyl, alkylamino, alkylthio, alkynyl, amido, amino, aryl, aryloxy, aroyl, carbamate, carboxyl, cyano, cycloalkyl, halogen, haloalkoxy, haloalkyl, heteroalkyl, heterocycloalkyl, heteroaryl, hydrazinyl, hydroxy, mercaptyl, nitro, oxo, perhaloalkoxy, sulfonate, alkylsulfonyl, N-sulfonamido, S-sulfonamido, and thiol.

2. The use as recited in Clause 1, wherein

R<sub>7</sub> and R<sub>8</sub> are independently selected from the groups consisting of hydrogen, unsubstituted C<sub>2-3</sub> alkyl, or R<sub>7</sub> and R<sub>8</sub> can be taken together to form C<sub>3-6</sub> saturated cycloalkyl;

R<sub>9</sub> is selected from the group consisting of hydrogen, acyl, and alkyl, said acyl and alkyl being optionally substituted with one or more substituents selected from the group consisting of acyl, alkenyl, alkoxy, alkyl, alkylamino, alkylthio, alkynyl, amino, aryl, aryloxy, aroyl, carbamate, cyano, cycloalkyl, halogen, haloalkoxy, haloalkyl, heteroalkyl, heterocycloalkyl, heteroaryl, hydrazinyl, hydroxy, mercaptyl, perhaloalkoxy, sulfonate, alkylsulfonyl, N-sulfonamido, S-sulfonamido, and thiol;

if R<sub>1</sub> is hydrogen, methyl, -CH<sub>2</sub>F, or fluoro, R<sub>2</sub>, R<sub>3</sub>, R<sub>4</sub>, R<sub>5</sub>, R<sub>7</sub>, and R<sub>8</sub> are each hydrogen, and R<sub>6</sub> is hydroxyl, then R<sub>9</sub> is not hydrogen, formyl, unsubstituted C<sub>1-5</sub> alkylacyl, or benzoyl;

if R<sub>1</sub> is hydrogen, methyl, -CH<sub>2</sub>F, or fluoro, R<sub>2</sub>, R<sub>3</sub>, R<sub>4</sub>, R<sub>7</sub>, and R<sub>8</sub> are each hydrogen, R<sub>5</sub> is methyl, and R<sub>6</sub> is hydroxyl, then R<sub>9</sub> is not hydrogen, formyl, unsubstituted C<sub>1-5</sub> alkylacyl, trifluoroacetyl, -C(O)-adamantyl, or benzoyl;

if R<sub>1</sub> is hydrogen, methyl, fluoro, or chloro, R<sub>2</sub>, R<sub>3</sub>, R<sub>4</sub>, R<sub>6</sub>, R<sub>7</sub>, and R<sub>8</sub> are each hydrogen, and R<sub>5</sub> is methyl, then R<sub>9</sub> is not hydrogen, unsubstituted C<sub>1-5</sub> alkylacyl, or benzoyl;

if said dashed line indicates a double bond, R<sub>1</sub>, R<sub>2</sub>, R<sub>3</sub>, R<sub>4</sub>, R<sub>7</sub>, and R<sub>8</sub> are each hydrogen, and R<sub>5</sub> and R<sub>6</sub> are each methyl, then R<sub>9</sub> is not hydrogen, acetyl, or benzoyl;

if said dashed line indicates a double bond, R<sub>1</sub>, R<sub>2</sub>, R<sub>3</sub>, R<sub>4</sub>, R<sub>5</sub>, R<sub>7</sub>, and R<sub>8</sub> are each hydrogen, and R<sub>6</sub> is ethyl,

then R<sub>9</sub> is not acetyl;

if said dashed line does not indicate a double bond, R<sub>1</sub> is hydrogen or fluoro, and R<sub>2</sub>, R<sub>3</sub>, R<sub>4</sub>, R<sub>5</sub>, R<sub>6</sub>, R<sub>7</sub>, and R<sub>8</sub> are each hydrogen, then R<sub>9</sub> is not hydrogen or acetyl;

if R<sub>1</sub>, R<sub>2</sub>, R<sub>4</sub>, R<sub>5</sub>, R<sub>7</sub>, and R<sub>8</sub> are each hydrogen, R<sub>3</sub> is methyl, and R<sub>6</sub> is hydroxyl, then R<sub>9</sub> is not hydrogen, formyl, unsubstituted C<sub>1</sub>-C<sub>5</sub> alkylacyl, or benzoyl; and

if R<sub>1</sub> and R<sub>2</sub> are each fluoro, R<sub>3</sub>, R<sub>4</sub>, R<sub>7</sub>, and R<sub>8</sub> are each hydrogen, R<sub>5</sub> is methyl, and R<sub>6</sub> is hydroxyl, then R<sub>9</sub> is not acetyl.

3. The use as recited in Clause 1, wherein R<sub>5</sub> is selected from the group consisting of C<sub>2</sub>-C<sub>8</sub> alkyl, aryl, cycloalkyl, heterocycloalkyl, and heteroaryl, said C<sub>2</sub>-C<sub>8</sub> alkyl, aryl, cycloalkyl, heterocycloalkyl, and heteroaryl being optionally substituted with one or more substituents selected from the group consisting of acyl, alkenyl, alkoxy, alkyl, alkynyl, amido, amino, aryl, aryloxy, cycloalkyl, haloalkoxy, haloalkyl, heteroalkyl, heteroaryl, hydroxy, pcrhaloalkoxy, and thiol.

4. The use as recited in Clause 1, wherein

R<sub>1</sub> and R<sub>3</sub> are each hydrogen;

R<sub>2</sub> and R<sub>4</sub> are each independently selected from the group consisting of hydrogen, methyl, and fluorine;

R<sub>5</sub> is selected from the group consisting of hydrogen, unsubstituted lower alkyl, and phenyl;

R<sub>6</sub> is selected from the group consisting of hydrogen, hydroxyl, and methyl;

R<sub>7</sub> and R<sub>8</sub> are each hydrogen; and

R<sub>9</sub> is selected from the group consisting of hydrogen, acyl, and alkyl, said acyl and alkyl being optionally substituted with amino, hydroxyl, and carboxyl.

5. The use as recited in Clause 4, wherein

R<sub>2</sub> and R<sub>4</sub> are each hydrogen;

R<sub>5</sub> is selected from the group consisting of hydrogen, unsubstituted lower alkyl, and phenyl;

R<sub>6</sub> is selected from the group consisting of hydrogen, hydroxyl, and methyl;

R<sub>7</sub> and R<sub>8</sub> are each hydrogen; and

R<sub>9</sub> is selected from the group consisting of hydrogen, acyl, and alkyl, said acyl and alkyl being optionally substituted with amino, hydroxyl, and carboxyl.

6. The use as recited in Clause 5, wherein

R<sub>5</sub> is selected from the group consisting of hydrogen, methyl, and ethyl;

R<sub>6</sub> is selected from the group consisting of hydrogen, hydroxyl, and methyl; and

R<sub>9</sub> is selected from the group consisting of hydrogen, acetyl, and -C(O)CH<sub>2</sub>CH<sub>2</sub>CO<sub>2</sub>H.

7. The use as recited in Clause 5, wherein

R<sub>5</sub> is selected from the group consisting of unsubstituted C<sub>2</sub>-C<sub>6</sub> alkyl and phenyl;

R<sub>6</sub> is selected from the group consisting of hydrogen, hydroxyl, and methyl; and

R<sub>9</sub> is selected from the group consisting of hydrogen, acetyl, and -C(O)CH<sub>2</sub>CH<sub>2</sub>CO<sub>2</sub>H.

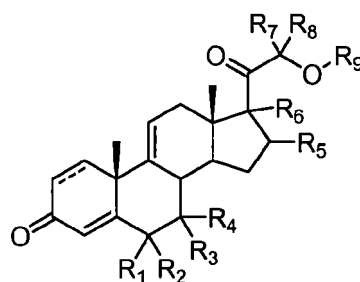
8. The use as recited in Clause 5, wherein R<sub>5</sub> is ethyl.

9. The use as recited in Clause 1, wherein said muscular dystrophy is selected from the group consisting of Duchenne muscular dystrophy, Becker muscular dystrophy, limb girdle muscular dystrophy, congenital muscular dystrophy, facioscapulohumeral muscular dystrophy, myotonic muscular dystrophy, oculopharyngeal muscular dystrophy, distal muscular dystrophy, and Emery-Dreifuss muscular dystrophy.

10. The use as recited in Clause 1, wherein said muscular dystrophy is Duchenne muscular dystrophy.

11. The use as recited in Clause 1, comprising the administration of another therapeutic agent.

12. A compound for use in the manufacture of a medicament for reducing the symptoms of arthritis, wherein said compound has structural Formula I:



(I)

or a salt thereof, wherein:

said dashed line indicates an optional double bond;

$R_1$ ,  $R_2$ ,  $R_3$ , and  $R_4$  are each independently selected from the group consisting of hydrogen, unsubstituted lower alkyl, lower haloalkyl, and halogen;

$R_5$  is selected from the group consisting of hydrogen, lower alkyl, aryl, cycloalkyl, heterocycloalkyl, and heteroaryl, said lower alkyl, aryl, cycloalkyl, heterocycloalkyl, and heteroaryl being optionally substituted with one or more substituents selected from the group consisting of acyl, alkenyl, alkoxy, alkyl, alkynyl, amido, amino, aryl, aryloxy, cycloalkyl, haloalkoxy, haloalkyl, heteroalkyl, heteroaryl, hydroxy, perhaloalkoxy, and thiol;

$R_6$  is selected from the group consisting of hydrogen, hydroxyl, and lower alkyl, said lower alkyl being optionally substituted with one or more substituents selected from the group consisting of alkenyl, alkoxy, alkyl, alkynyl, aryl, aryloxy, haloalkoxy, haloalkyl, heteroalkyl, hydroxy, and thiol;

$R_7$  and  $R_8$  are independently selected from the groups consisting of hydrogen, unsubstituted  $C_{1-3}$  alkyl, or  $R_7$  and  $R_8$  can be taken together to form oxo or  $C_{3-6}$  saturated cycloalkyl; and

$R_9$  is selected from the group consisting of hydrogen, acyl, and alkyl, said acyl and alkyl being optionally substituted with one or more substituents selected from the group consisting of acyl, alkenyl, alkoxy, alkyl, alkylamino, alkylthio, alkynyl, amido, amino, aryl, aryloxy, aroyl, carbamate, carboxyl, cyano, cycloalkyl, halogen, haloalkoxy, haloalkyl, heteroalkyl, heterocycloalkyl, heteroaryl, hydrazinyl, hydroxy, mercaptyl, nitro, oxo, perhaloalkoxy, alkylsulfonyl, N-sulfonamido, S-sulfonamido, and thiol;

if  $R_1$ ,  $R_2$ ,  $R_3$ ,  $R_4$ ,  $R_7$ , and  $R_8$  are each hydrogen,  $R_5$  is methyl, and  $R_6$  is hydroxyl, then  $R_9$  is not  $-C(O)CH_2CH_2CO_2H$ ;

if said dashed line does not indicate a double bond,  $R_1$ ,  $R_2$ ,  $R_3$ ,  $R_4$ ,  $R_5$ ,  $R_7$ , and  $R_8$  are each hydrogen, and  $R_6$  is hydroxyl, then  $R_9$  is not  $-C(O)CH_2CH_2CO_2H$ ;

if said dashed line indicates a double bond,  $R_1$  is methyl,  $R_2$ ,  $R_3$ ,  $R_4$ ,  $R_5$ ,  $R_7$ , and  $R_8$  are each hydrogen, and  $R_6$  is hydroxyl, then  $R_9$  is not  $-C(O)CH_2CH_2CO_2H$ ;

if  $R_1$ ,  $R_2$ ,  $R_3$ ,  $R_4$ ,  $R_5$ ,  $R_7$ , and  $R_8$  are each hydrogen and  $R_6$  is hydroxyl, then  $R_9$  is not hydrogen or acetyl;

if said dashed line does not indicate a double bond,  $R_1$  is fluorine,  $R_2$ ,  $R_3$ ,  $R_4$ ,  $R_7$ , and  $R_8$  are each hydrogen,  $R_5$  is methyl, and  $R_6$  is hydroxyl, then  $R_9$  is not hydrogen or acetyl; and

if said dashed line does not indicate a double bond,  $R_1$  is methyl,  $R_2$ ,  $R_3$ ,  $R_4$ ,  $R_5$ ,  $R_7$ , and  $R_8$  are each hydrogen, and  $R_6$  is hydroxyl, then  $R_9$  is not acetyl.

13. The use as recited in Clause 12, wherein

$R_7$  and  $R_8$  are independently selected from the groups consisting of hydrogen, unsubstituted  $C_2-C_3$  alkyl, or  $R_7$  and  $R_8$  can be taken together to form  $C_{3-6}$  saturated cycloalkyl;

$R_9$  is selected from the group consisting of hydrogen, acyl, and alkyl, said acyl and alkyl being optionally substituted with one or more substituents selected from the group consisting of acyl, alkenyl, alkoxy, alkyl, alkylamino, alkylthio, alkynyl, amino, aryl, aryloxy, aroyl, carbamate, cyano, cycloalkyl, halogen, haloalkoxy, haloalkyl, heteroalkyl, heterocycloalkyl, heteroaryl, hydrazinyl, hydroxy, mercaptyl, perhaloalkoxy, alkylsulfonyl, N-sulfonamido, S-sulfonamido, and thiol;

if  $R_1$  is hydrogen, methyl,  $-CH_2F$ , or fluoro,  $R_2$ ,  $R_3$ ,  $R_4$ ,  $R_5$ ,  $R_7$ , and  $R_8$  are each hydrogen, and  $R_6$  is hydroxyl, then  $R_9$  is not hydrogen, formyl, unsubstituted  $C_1-C_5$  alkylacyl, or benzoyl;

if  $R_1$  is hydrogen, methyl,  $-CH_2F$ , or fluoro,  $R_2$ ,  $R_3$ ,  $R_4$ ,  $R_7$ , and  $R_8$  are each hydrogen,  $R_5$  is methyl, and  $R_6$  is hydroxyl, then  $R_9$  is not hydrogen, formyl, unsubstituted  $C_1-C_5$  alkylacyl, trifluoroacetyl,  $-C(O)$ -adamantyl, or benzoyl;

if  $R_1$  is hydrogen, methyl, fluoro, or chloro,  $R_2$ ,  $R_3$ ,  $R_4$ ,  $R_6$ ,  $R_7$ , and  $R_8$  are each hydrogen, and  $R_5$  is methyl, then  $R_9$  is not hydrogen, unsubstituted  $C_1-C_5$  alkylacyl, or benzoyl;

if said dashed line indicates a double bond,  $R_1$ ,  $R_2$ ,  $R_3$ ,  $R_4$ ,  $R_7$ , and  $R_8$  are each hydrogen, and  $R_5$  and  $R_6$  are each methyl, then  $R_9$  is not hydrogen, acetyl, or benzoyl;

if said dashed line indicates a double bond,  $R_1$ ,  $R_2$ ,  $R_3$ ,  $R_4$ ,  $R_5$ ,  $R_7$ , and  $R_8$  are each hydrogen, and  $R_6$  is ethyl, then  $R_9$  is not acetyl;

if said dashed line does not indicate a double bond,  $R_1$  is hydrogen or fluoro, and  $R_2$ ,  $R_3$ ,  $R_4$ ,  $R_5$ ,  $R_6$ ,  $R_7$ , and  $R_8$  are each hydrogen, then  $R_9$  is not hydrogen or acetyl;

if  $R_1$ ,  $R_2$ ,  $R_4$ ,  $R_5$ ,  $R_7$ , and  $R_8$  are each hydrogen,  $R_3$  is methyl, and  $R_6$  is hydroxyl, then  $R_9$  is not hydrogen, formyl, unsubstituted  $C_1-C_5$  alkylacyl, or benzoyl; and

if  $R_1$  and  $R_2$  are each fluoro,  $R_3$ ,  $R_4$ ,  $R_7$ , and  $R_8$  are each hydrogen,  $R_5$  is methyl, and  $R_6$  is hydroxyl, then  $R_9$  is not acetyl.

14. The use as recited in Clause 12, wherein  $R_5$  is selected from the group consisting of  $C_2-C_8$  alkyl, aryl, cycloalkyl, heterocycloalkyl, and heteroaryl, said  $C_2-C_8$  alkyl, aryl, cycloalkyl, heterocycloalkyl, and heteroaryl being optionally substituted with one or more substituents selected from the group consisting of acyl, alkenyl, alkoxy, alkyl, alkynyl,

amido, amino, aryl, aryloxy, cycloalkyl, haloalkoxy, haloalkyl, heteroalkyl, heteroaryl, hydroxy, perhaloalkoxy, and thiol.

15. The use as recited in Clause 12, wherein

$R_1$  and  $R_3$  are each hydrogen;

$R_2$  and  $R_4$  are each independently selected from the group consisting of hydrogen, methyl, and fluorine;

$R_5$  is selected from the group consisting of hydrogen, unsubstituted lower alkyl, and phenyl;

$R_6$  is selected from the group consisting of hydrogen, hydroxyl, and methyl;  $R_7$  and  $R_8$  are each hydrogen; and

$R_9$  is selected from the group consisting of hydrogen, acyl, and alkyl, said acyl and alkyl being optionally substituted with amino, hydroxyl, and carboxyl.

16. The use as recited in Clause 15, wherein

$R_2$  and  $R_4$  are each hydrogen;

$R_5$  is selected from the group consisting of hydrogen, unsubstituted lower alkyl, and phenyl;

$R_6$  is selected from the group consisting of hydrogen, hydroxyl, and methyl;

$R_7$  and  $R_8$  are each hydrogen; and

$R_9$  is selected from the group consisting of hydrogen, acyl, and alkyl, said acyl and alkyl being optionally substituted with amino, hydroxyl, and carboxyl.

17. The use as recited in Clause 16, wherein

$R_5$  is selected from the group consisting of hydrogen, methyl, and ethyl;

$R_6$  is selected from the group consisting of hydrogen, hydroxyl, and methyl; and

$R_9$  is selected from the group consisting of hydrogen, acetyl, and -C(O)CH<sub>2</sub>CH<sub>2</sub>CO<sub>2</sub>H.

18. The use as recited in Clause 16, wherein

$R_5$  is selected from the group consisting of unsubstituted C<sub>2</sub>-C<sub>6</sub> alkyl and phenyl;

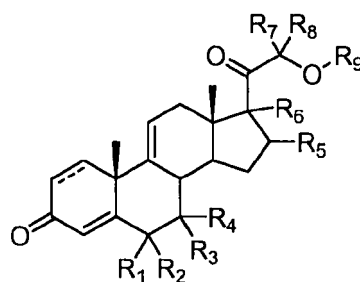
$R_6$  is selected from the group consisting of hydrogen, hydroxyl, and methyl; and

$R_9$  is selected from the group consisting of hydrogen, acetyl, and -C(O)CH<sub>2</sub>CH<sub>2</sub>CO<sub>2</sub>H.

19. The use as recited in Clause 18, wherein  $R_5$  is ethyl.

20. The use as recited in Clause 12, comprising the administration of another therapeutic agent.

21. A compound for use in the manufacture of a medicament for reducing the symptoms of a NF- $\kappa$ B-mediated disease, wherein said compound has structural Formula I:



(I)

or a salt thereof, wherein:

said dashed line indicates an optional double bond;

$R_1$ ,  $R_2$ ,  $R_3$ , and  $R_4$  are each independently selected from the group consisting of hydrogen, unsubstituted lower alkyl, lower haloalkyl, and halogen;

$R_5$  is selected from the group consisting of hydrogen, lower alkyl, aryl, cycloalkyl, heterocycloalkyl, and heteroaryl, said lower alkyl, aryl, cycloalkyl, heterocycloalkyl, and heteroaryl being optionally substituted with one or more substituents selected from the group consisting of acyl, alkenyl, alkoxy, alkyl, alkynyl, amido, amino, aryl, aryloxy, cycloalkyl, haloalkoxy, haloalkyl, heteroalkyl, heteroaryl, hydroxy, perhaloalkoxy, and thiol;

$R_6$  is selected from the group consisting of hydrogen, hydroxyl, and lower alkyl, said lower alkyl being optionally substituted with one or more substituents selected from the group consisting of alkenyl, alkoxy, alkyl, alkynyl, aryl, aryloxy, haloalkoxy, haloalkyl, heteroalkyl, hydroxy, and thiol;

$R_7$  and  $R_8$  are independently selected from the groups consisting of hydrogen, unsubstituted C<sub>2</sub>-C<sub>3</sub> alkyl, or  $R_7$  and  $R_8$  can be taken together to form C<sub>3-6</sub> saturated cycloalkyl;

$R_9$  is selected from the group consisting of hydrogen, acyl, and alkyl, said acyl and alkyl being optionally substituted with one or more substituents selected from the group consisting of acyl, alkenyl, alkoxy, alkyl, alkylamino, alkylthio, alkynyl, amino, aryl, aryloxy, aroyl, carbamate, cyano, cycloalkyl, halogen, haloalkoxy,

haloalkyl, heteroalkyl, heterocycloalkyl, heteroaryl, hydrazinyl, hydroxy, mercaptyl, perhaloalkoxy, sulfonate, alkylsulfonyl, N-sulfonamido, S-sulfonamido, and thiol;

if R<sub>1</sub> is hydrogen, methyl, -CH<sub>2</sub>F, or fluoro, R<sub>2</sub>, R<sub>3</sub>, R<sub>4</sub>, R<sub>5</sub>, R<sub>7</sub>, and R<sub>8</sub> are each hydrogen, and R<sub>6</sub> is hydroxyl, then R<sub>9</sub> is not hydrogen, formyl, unsubstituted C<sub>1</sub>-C<sub>5</sub> alkylacyl, or benzoyl;

if R<sub>1</sub> is hydrogen, methyl, -CH<sub>2</sub>F, or fluoro, R<sub>2</sub>, R<sub>3</sub>, R<sub>4</sub>, R<sub>7</sub>, and R<sub>8</sub> are each hydrogen, R<sub>5</sub> is methyl, and R<sub>6</sub> is hydroxyl, then R<sub>9</sub> is not hydrogen, formyl, unsubstituted C<sub>1</sub>-C<sub>5</sub> alkylacyl, trifluoroacetyl, -C(O)-adamantyl, or benzoyl;

if R<sub>1</sub> is hydrogen, methyl, fluoro, or chloro, R<sub>2</sub>, R<sub>3</sub>, R<sub>4</sub>, R<sub>6</sub>, R<sub>7</sub>, and R<sub>8</sub> are each hydrogen, and R<sub>5</sub> is methyl, then R<sub>9</sub> is not hydrogen, unsubstituted C<sub>1</sub>-C<sub>5</sub> alkylacyl, or benzoyl;

if said dashed line indicates a double bond, R<sub>1</sub>, R<sub>2</sub>, R<sub>3</sub>, R<sub>4</sub>, R<sub>7</sub>, and R<sub>8</sub> are each hydrogen, and R<sub>5</sub> and R<sub>6</sub> are each methyl, then R<sub>9</sub> is not hydrogen, acetyl, or benzoyl;

if said dashed line indicates a double bond, R<sub>1</sub>, R<sub>2</sub>, R<sub>3</sub>, R<sub>4</sub>, R<sub>5</sub>, R<sub>7</sub>, and R<sub>8</sub> are each hydrogen, and R<sub>6</sub> is ethyl, then R<sub>9</sub> is not acetyl;

if said dashed line does not indicate a double bond, R<sub>1</sub> is hydrogen or fluoro, and R<sub>2</sub>, R<sub>3</sub>, R<sub>4</sub>, R<sub>5</sub>, R<sub>6</sub>, R<sub>7</sub>, and R<sub>8</sub> are each hydrogen, then R<sub>9</sub> is not hydrogen or acetyl;

if R<sub>1</sub>, R<sub>2</sub>, R<sub>4</sub>, R<sub>5</sub>, R<sub>7</sub>, and R<sub>8</sub> are each hydrogen, R<sub>3</sub> is methyl, and R<sub>6</sub> is hydroxyl, then R<sub>9</sub> is not hydrogen, formyl, unsubstituted C<sub>1</sub>-C<sub>5</sub> alkylacyl, or benzoyl; and

if R<sub>1</sub> and R<sub>2</sub> are each fluoro, R<sub>3</sub>, R<sub>4</sub>, R<sub>7</sub>, and R<sub>8</sub> are each hydrogen, R<sub>5</sub> is methyl, and R<sub>6</sub> is hydroxyl, then R<sub>9</sub> is not acetyl.

22. The use as recited in Clause 21, wherein

R<sub>1</sub> and R<sub>3</sub> are each hydrogen;

R<sub>2</sub> and R<sub>4</sub> are each independently selected from the group consisting of hydrogen, methyl, and fluorine;

R<sub>5</sub> is selected from the group consisting of hydrogen, unsubstituted lower alkyl, and phenyl;

R<sub>6</sub> is selected from the group consisting of hydrogen, hydroxyl, and methyl;

R<sub>7</sub> and R<sub>8</sub> are each hydrogen; and

R<sub>9</sub> is selected from the group consisting of hydrogen, acyl, and alkyl, said acyl and alkyl being optionally substituted with amino and hydroxyl.

23. The use as recited in Clause 22, wherein

R<sub>2</sub> and R<sub>4</sub> are each hydrogen;

R<sub>5</sub> is selected from the group consisting of hydrogen, unsubstituted lower alkyl, and phenyl;

R<sub>6</sub> is selected from the group consisting of hydrogen, hydroxyl, and methyl;

R<sub>7</sub> and R<sub>8</sub> are each hydrogen; and

R<sub>9</sub> is selected from the group consisting of hydrogen, acyl, and alkyl, said acyl and alkyl being optionally substituted with amino and hydroxyl.

24. The use as recited in Clause 23, wherein

R<sub>5</sub> is selected from the group consisting of hydrogen, methyl, and ethyl;

R<sub>6</sub> is selected from the group consisting of hydrogen, hydroxyl, and methyl; and

R<sub>9</sub> is selected from the group consisting of hydrogen and acetyl.

25. The use as recited in Clause 21, wherein said NF-κB-mediated disease is selected from the group consisting of muscular dystrophy, arthritis, traumatic brain injury, spinal cord injury, sepsis, rheumatic disease, cancer atherosclerosis, type 1 diabetes, type 2 diabetes, leptospirosis renal disease, glaucoma, retinal disease, ageing, headache, pain, complex regional pain syndrome, cardiac hypertrophy, muscle wasting, catabolic disorders, obesity, fetal growth retardation, hypercholesterolemia, heart disease, chronic heart failure, ischemia/reperfusion, stroke, cerebral aneurysm, angina pectoris, pulmonary disease, cystic fibrosis, acid-induced lung injury, pulmonary hypertension, asthma, chronic obstructive pulmonary disease, Sjogren's syndrome, hyaline membrane disease, kidney disease, glomerular disease, alcoholic liver disease, gut diseases, peritoneal endometriosis, skin diseases, nasal sinusitis, mesothelioma, anhidrotic ectodermal dysplasia-ID, behcet's disease, incontinentia pigmenti, tuberculosis, asthma, crohn's disease, colitis, ocular allergy, appendicitis, paget's disease, pancreatitis, periodontitis, endometriosis, inflammatory bowel disease, inflammatory lung disease, silica-induced diseases, sleep apnea, AIDS, HIV-1, autoimmune diseases, antiphospholipid syndrome, lupus, lupus nephritis, familial mediterranean fever, hereditary periodic fever syndrome, psychosocial stress diseases, neuropathological diseases, familial amyloidotic polyneuropathy, inflammatory neuropathy, parkinson's disease, multiple sclerosis, alzheimer's disease, amyotrophic lateral sclerosis, huntington's disease, cataracts, and hearing loss.

26. The use as recited in Clause 21, wherein said NF-κB-mediated disease is asthma or chronic obstructive pulmonary disease.

27. The use as recited in Clause 21, wherein said NF-κB-mediated disease is Sjogren's syndrome.

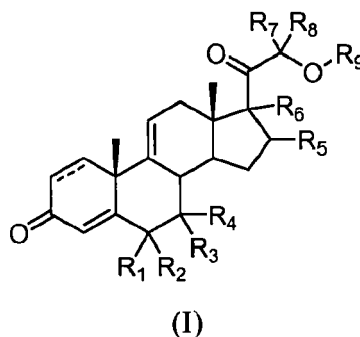
28. The use as recited in Clause 24, wherein said NF-κB-mediated disease is asthma or chronic obstructive pulmonary

disease.

29. The use as recited in Clause 24, wherein said NF- $\kappa$ B-mediated disease is Sjogren's syndrome.

30. The use as recited in Clause 21, comprising the administration of another therapeutic agent.

31. A compound for use in the manufacture of a medicament for reducing the symptoms of a NF- $\kappa$ B-mediated disease, wherein said compound has structural Formula I:



or a salt thereof, wherein:

said dashed line indicates an optional double bond;

$R_1$ ,  $R_2$ ,  $R_3$ , and  $R_4$  are each independently selected from the group consisting of hydrogen, unsubstituted lower alkyl, lower haloalkyl, and halogen;

$R_5$  is selected from the group consisting of  $C_2$ - $C_8$  alkyl, aryl, cycloalkyl, heterocycloalkyl, and heteroaryl, said  $C_2$ - $C_8$  alkyl, aryl, cycloalkyl, heterocycloalkyl, and heteroaryl being optionally substituted with one or more substituents selected from the group consisting of acyl, alkenyl, alkoxy, alkyl, alkynyl, amido, amino, aryl, aryloxy, cycloalkyl, haloalkoxy, haloalkyl, heteroalkyl, heteroaryl, hydroxy, perhaloalkoxy, and thiol;

$R_6$  is selected from the group consisting of hydrogen, hydroxyl, and lower alkyl, said lower alkyl being optionally substituted with one or more substituents selected from the group consisting of alkenyl, alkoxy, alkyl, alkynyl, aryl, aryloxy, haloalkoxy, haloalkyl, heteroalkyl, heteroaryl, hydroxy, and thiol;

$R_7$  and  $R_8$  are independently selected from the groups consisting of hydrogen, unsubstituted  $C_{1-3}$  alkyl, or  $R_7$  and  $R_8$  can be taken together to form oxo or  $C_{3-6}$  saturated cycloalkyl; and

$R_9$  is selected from the group consisting of hydrogen, acyl, and alkyl, said acyl and alkyl being optionally substituted with one or more substituents selected from the group consisting of acyl, alkenyl, alkoxy, alkyl, alkylamino, alkylthio, alkynyl, amido, amino, aryl, aryloxy, aroyl, carbamate, carboxyl, cyano, cycloalkyl, halogen, haloalkoxy, haloalkyl, heteroalkyl, heterocycloalkyl, heteroaryl, hydrazinyl, hydroxy, mercaptyl, nitro, oxo, perhaloalkoxy, sulfonate, alkylsulfonyl, N-sulfonamido, S-sulfonamido, and thiol.

32. The use as recited in Clause 31, wherein

$R_1$  and  $R_3$  are each hydrogen;

$R_2$  and  $R_4$  are each independently selected from the group consisting of hydrogen, methyl, and fluorine;

$R_5$  is selected from the group consisting of unsubstituted  $C_2$ - $C_6$  alkyl and phenyl;

$R_6$  is selected from the group consisting of hydrogen, hydroxyl, and methyl;

$R_7$  and  $R_8$  are each hydrogen; and

$R_9$  is selected from the group consisting of hydrogen, acyl, and alkyl, said acyl and alkyl being optionally substituted with amino, hydroxyl, and carboxyl.

33. The use as recited in Clause 32, wherein

$R_2$  and  $R_4$  are each hydrogen;

$R_6$  is selected from the group consisting of hydrogen, hydroxyl, and methyl;

$R_7$  and  $R_8$  are each hydrogen; and

$R_9$  is selected from the group consisting of hydrogen, acyl, and alkyl, said acyl and alkyl being optionally substituted with amino, hydroxyl, and carboxyl.

34. The use as recited in Clause 33, wherein

$R_6$  is selected from the group consisting of hydrogen, hydroxyl, and methyl; and

$R_9$  is selected from the group consisting of hydrogen, acetyl, and  $-C(O)CH_2CH_2CO_2H$ .

35. The use as recited in Clause 34, wherein  $R_5$  is ethyl.

36. The use as recited in Clause 31, wherein said NF- $\kappa$ B-mediated disease is selected from the group consisting of muscular dystrophy, arthritis, traumatic brain injury, spinal cord injury, sepsis, rheumatic disease, cancer athero-

sclerosis, type 1 diabetes, type 2 diabetes, leptospirosis renal disease, glaucoma, retinal disease, ageing, headache, pain, complex regional pain syndrome, cardiac hypertrophy, muscle wasting, catabolic disorders, obesity, fetal growth retardation, hypercholesterolemia, heart disease, chronic heart failure, ischemia/reperfusion, stroke, cerebral aneurysm, angina pectoris, pulmonary disease, cystic fibrosis, acid-induced lung injury, pulmonary hypertension, asthma, chronic obstructive pulmonary disease, Sjogren's syndrome, hyaline membrane disease, kidney disease, glomerular disease, alcoholic liver disease, gut diseases, peritoneal endometriosis, skin diseases, nasal sinusitis, mesothelioma, anhidrotic ectodermal dysplasia-ID, behcet's disease, incontinentia pigmenti, tuberculosis, asthma, crohn's disease, colitis, ocular allergy, appendicitis, paget's disease, pancreatitis, periodontitis, endometriosis, inflammatory bowel disease, inflammatory lung disease, silica-induced diseases, sleep apnea, AIDS, HIV-1, autoimmune diseases, antiphospholipid syndrome, lupus, lupus nephritis, familial mediterranean fever, hereditary periodic fever syndrome, psychosocial stress diseases, neuropathological diseases, familial amyloidotic polyneuropathy, inflammatory neuropathy, parkinson's disease, multiple sclerosis, alzheimer's disease, amyotrophic lateral sclerosis, huntington's disease, cataracts, and hearing loss.

37. The use as recited in Clause 31, wherein said NF- $\kappa$ B-mediated disease is asthma or chronic obstructive pulmonary disease.

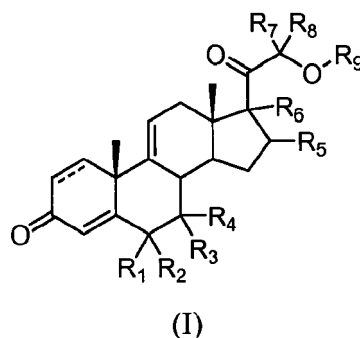
38. The use as recited in Clause 31, wherein said NF- $\kappa$ B-mediated disease is Sjogren's syndrome.

39. The use as recited in Clause 35, wherein said NF- $\kappa$ B-mediated disease is asthma or chronic obstructive pulmonary disease.

40. The use as recited in Clause 35, wherein said NF- $\kappa$ B-mediated disease is Sjogren's syndrome.

41. The use as recited in Clause 31, comprising the administration of another therapeutic agent.

42. A compound of structural Formula I:



or a salt thereof, wherein:

said dashed line indicates an optional double bond;

$R_1$ ,  $R_2$ ,  $R_3$ , and  $R_4$  are each independently selected from the group consisting of hydrogen, unsubstituted lower alkyl, lower haloalkyl, and halogen;

$R_5$  is selected from the group consisting of hydrogen, lower alkyl, aryl, cycloalkyl, heterocycloalkyl, and heteroaryl, said lower alkyl, aryl, cycloalkyl, heterocycloalkyl, and heteroaryl being optionally substituted with one or more substituents selected from the group consisting of acyl, alkenyl, alkoxy, alkyl, alkynyl, amido, amino, aryl, aryloxy, cycloalkyl, haloalkoxy, haloalkyl, heteroalkyl, heteroaryl, hydroxy, perhaloalkoxy, and thiol;

$R_6$  is selected from the group consisting of hydrogen, hydroxyl, and lower alkyl, said lower alkyl being optionally substituted with one or more substituents selected from the group consisting of alkenyl, alkoxy, alkyl, alkynyl, aryl, aryloxy, haloalkoxy, haloalkyl, heteroalkyl, hydroxy, and thiol;

$R_7$  and  $R_8$  are independently selected from the groups consisting of hydrogen, unsubstituted  $C_2$ - $C_3$  alkyl, or  $R_7$  and  $R_8$  can be taken together to form  $C_{3-6}$  saturated cycloalkyl; and

$R_9$  is selected from the group consisting of hydrogen, acyl, and alkyl, said acyl and alkyl being optionally substituted with one or more substituents selected from the group consisting of acyl, alkenyl, alkoxy, alkyl, alkylamino, alkylthio, alkynyl, amino, aryl, aryloxy, aroyl, carbamate, cyano, cycloalkyl, halogen, haloalkoxy, haloalkyl, heteroalkyl, heterocycloalkyl, heteroaryl, hydrazinyl, hydroxy, mercaptanyl, perhaloalkoxy, sulfonate, alkylsulfonyl, N-sulfonamido, S-sulfonamido, and thiol.

if  $R_1$  is hydrogen, methyl,  $-CH_2F$ , or fluoro,  $R_2$ ,  $R_3$ ,  $R_4$ ,  $R_5$ ,  $R_7$ , and  $R_8$  are each hydrogen, and  $R_6$  is hydroxyl, then  $R_9$  is not hydrogen, formyl, unsubstituted  $C_1$ - $C_5$  alkylacyl, or benzoyl;

if  $R_1$  is hydrogen, methyl,  $-CH_2F$ , or fluoro,  $R_2$ ,  $R_3$ ,  $R_4$ ,  $R_7$ , and  $R_8$  are each hydrogen,  $R_5$  is methyl, and  $R_6$  is hydroxyl, then  $R_9$  is not hydrogen, formyl, unsubstituted  $C_1$ - $C_5$  alkylacyl, trifluoroacetyl,  $-C(O)$ -adamantyl, or benzoyl;

if  $R_1$  is hydrogen, methyl, fluoro, or chloro,  $R_2$ ,  $R_3$ ,  $R_4$ ,  $R_6$ ,  $R_7$ , and  $R_8$  are each hydrogen, and  $R_5$  is methyl, then  $R_9$  is not hydrogen, unsubstituted  $C_1$ - $C_5$  alkylacyl, or benzoyl;  
 if said dashed line indicates a double bond,  $R_1$ ,  $R_2$ ,  $R_3$ ,  $R_4$ ,  $R_7$ , and  $R_8$  are each hydrogen, and  $R_5$  and  $R_6$  are each methyl, then  $R_9$  is not hydrogen, acetyl, or benzoyl;  
 if said dashed line indicates a double bond,  $R_1$ ,  $R_2$ ,  $R_3$ ,  $R_4$ ,  $R_5$ ,  $R_7$ , and  $R_8$  are each hydrogen, and  $R_6$  is ethyl, then  $R_9$  is not acetyl;  
 if said dashed line does not indicate a double bond,  $R_1$  is hydrogen or fluoro, and  $R_2$ ,  $R_3$ ,  $R_4$ ,  $R_5$ ,  $R_6$ ,  $R_7$ , and  $R_8$  are each hydrogen, then  $R_9$  is not hydrogen or acetyl;  
 if  $R_1$ ,  $R_2$ ,  $R_4$ ,  $R_5$ ,  $R_7$ , and  $R_8$  are each hydrogen,  $R_3$  is methyl, and  $R_6$  is hydroxyl, then  $R_9$  is not hydrogen, formyl, unsubstituted  $C_1$ - $C_5$  alkylacyl, or benzoyl; and  
 if  $R_1$  and  $R_2$  are each fluoro,  $R_3$ ,  $R_4$ ,  $R_7$ , and  $R_8$  are each hydrogen,  $R_5$  is methyl, and  $R_6$  is hydroxyl, then  $R_9$  is not acetyl.

43. The compound as recited in Clause 42, wherein

$R_1$  and  $R_3$  are each hydrogen;

$R_2$  and  $R_4$  are each independently selected from the group consisting of hydrogen, methyl, and fluorine;

$R_5$  is selected from the group consisting of hydrogen, unsubstituted lower alkyl, and phenyl;

$R_6$  is selected from the group consisting of hydrogen, hydroxyl, and methyl;

$R_7$  and  $R_8$  are each hydrogen; and

$R_9$  is selected from the group consisting of hydrogen, acyl, and alkyl, said acyl and alkyl being optionally substituted with amino and hydroxy.

44. The compound as recited in Clause 43, wherein

$R_2$  and  $R_4$  are each hydrogen;

$R_5$  is selected from the group consisting of hydrogen, unsubstituted lower alkyl, and phenyl;

$R_6$  is selected from the group consisting of hydrogen, hydroxyl, and methyl;

$R_7$  and  $R_8$  are each hydrogen; and

$R_9$  is selected from the group consisting of hydrogen, acyl, and alkyl, said acyl and alkyl being optionally substituted with amino and hydroxy.

45. The compound as recited in Clause 43, wherein

$R_5$  is selected from the group consisting of hydrogen, methyl, and ethyl;

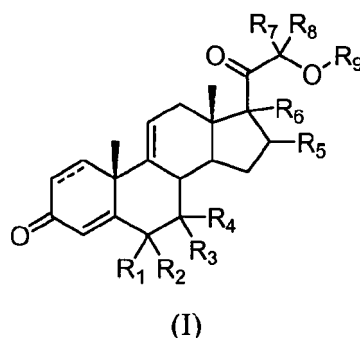
$R_6$  is selected from the group consisting of hydrogen, hydroxyl, and methyl; and

$R_9$  is selected from the group consisting of hydrogen and acetyl.

46. The compound as recited in Clause 45, wherein  $R_5$  is ethyl.

47. A compound as recited in Clause 42 for use as a medicament.

48. A compound having structural Formula I:



or a salt thereof, wherein:

said dashed line indicates an optional double bond;

$R_1$ ,  $R_2$ ,  $R_3$ , and  $R_4$  are each independently selected from the group consisting of hydrogen, unsubstituted lower alkyl, lower haloalkyl, and halogen;

$R_5$  is selected from the group consisting of  $C_2$ - $C_8$  alkyl, aryl, cycloalkyl, heterocycloalkyl, and heteroaryl, said  $C_2$ - $C_8$  alkyl, aryl, cycloalkyl, heterocycloalkyl, and heteroaryl being optionally substituted with one or more substituents selected from the group consisting of acyl, alkenyl, alkoxy, alkyl, alkynyl, amido, amino, aryl, aryloxy, cycloalkyl, haloalkoxy, haloalkyl, heteroalkyl, heteroaryl, hydroxy, perhaloalkoxy, and thiol;

$R_6$  is selected from the group consisting of hydrogen, hydroxyl, and lower alkyl, said lower alkyl being optionally



substituted with one or more substituents selected from the group consisting of alkenyl, alkoxy, alkyl, alkynyl, aryl, aryloxy, haloalkoxy, haloalkyl, heteroalkyl, hydroxy, and thiol;

$R_7$  and  $R_8$  are independently selected from the groups consisting of hydrogen, unsubstituted  $C_{1-3}$  alkyl, or  $R_7$  and  $R_8$  can be taken together to form oxo or  $C_{3-6}$  saturated cycloalkyl; and

$R_9$  is selected from the group consisting of hydrogen, acyl, and alkyl, said acyl and alkyl being optionally substituted with one or more substituents selected from the group consisting of acyl, alkenyl, alkoxy, alkyl, alkylamino, alkylthio, alkynyl, amido, amino, aryl, aryloxy, aroyl, carbamate, carboxyl, cyano, cycloalkyl, halogen, haloalkoxy, haloalkyl, heteroalkyl, heterocycloalkyl, heteroaryl, hydrazinyl, hydroxy, mercaptyl, nitro, oxo, per-haloalkoxy, sulfonate, alkylsulfonyl, N-sulfonamido, S-sulfonamido, and thiol.

49. The compound as recited in Clause 48, wherein  $R_5$  is selected from unsubstituted  $C_2-C_6$  alkyl and phenyl.

50. The compound as recited in Clause 49, wherein

$R_1$  and  $R_3$  are each hydrogen;

$R_2$  and  $R_4$  are each independently selected from the group consisting of hydrogen, methyl, and fluorine;

$R_6$  is selected from the group consisting of hydrogen, hydroxyl, and methyl;

$R_7$  and  $R_8$  are each hydrogen; and

$R_9$  is selected from the group consisting of hydrogen, acyl, and alkyl, said acyl and alkyl being optionally substituted with amino and hydroxy.

51. The compound as recited in Clause 50, wherein

$R_2$  and  $R_4$  are each hydrogen;

$R_6$  is selected from the group consisting of hydrogen, hydroxyl, and methyl;

$R_7$  and  $R_8$  are each hydrogen; and

$R_9$  is selected from the group consisting of hydrogen, acyl, and alkyl, said acyl and alkyl being optionally substituted with amino and hydroxy.

52. The compound as recited in Clause 51, wherein

$R_5$  is ethyl or phenyl;

$R_6$  is selected from the group consisting of hydrogen, hydroxyl, and methyl; and

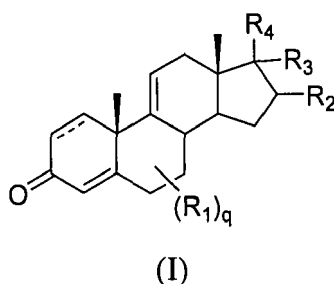
$R_9$  is selected from the group consisting of hydrogen and acetyl.

53. The compound as recited in Clause 52, wherein  $R_5$  is ethyl.

54. A compound as recited in Clause 48 for use as a medicament.

## Claims

1. A compound for use in reducing the symptoms of muscular dystrophy, wherein said compound has structural Formula I:



wherein:

said dashed line indicates an optional double bond;

each  $R_1$  is hydrogen;

$R_2$  is selected from the group consisting of hydrogen and methyl;

$R_3$  is selected from the group consisting of hydrogen, hydroxyl, and methyl;

or  $R_2$  and  $R_3$  may be taken together to form a double bond;

$R_4$  is  $-(CO)_n(C(R_5)(R_6))_m(R_7)$ ;

$R_5$  and  $R_6$  are independently selected from the groups consisting of hydrogen and  $C_{1-3}$  alkyl;

$R_7$  is selected from the group consisting of  $-N(R_8)(R_9)$  and  $-OR_{10}$ ;

$R_8$ , and  $R_9$  are each independently selected from the group consisting of hydrogen, lower alkyl, and  $-(C(R_5)_2)_pR_{11}$ ; or  $R_8$  and  $R_9$  may be taken together to form a heterocycloalkyl;  
 $R_{10}$  is selected from the group consisting of hydrogen, acyl, lower alkyl, and  $-(C(R_5)_2)_pR_{11}$ ;  
 $R_{11}$  is selected from the group consisting of hydroxyl and amino;  
 5 n is 0 or 1;  
 m is an integer between 1 and 3;  
 p is an integer between 1 and 3; and  
 q is an integer between 1 and 4.

10 2. The compound as recited in Claim 1, wherein said muscular dystrophy is selected from the group consisting of Duchenne muscular dystrophy, Becker muscular dystrophy, limb girdle muscular dystrophy, congenital muscular dystrophy, facioscapulohumeral muscular dystrophy, myotonic muscular dystrophy, oculopharyngeal muscular dystrophy, distal muscular dystrophy, and Emery-Dreifuss muscular dystrophy.

15 3. The compound as recited in Claim 2, wherein said muscular dystrophy is Duchenne muscular dystrophy.



## EUROPEAN SEARCH REPORT

 Application Number  
EP 14 17 3342

DOCUMENTS CONSIDERED TO BE RELEVANT			
Category	Citation of document with indication, where appropriate, of relevant passages	Relevant to claim	CLASSIFICATION OF THE APPLICATION (IPC)
X	WO 2006/007910 A1 (SANTHERA PHARMACEUTICALS CH [CH]; MEIER THOMAS [CH]; MAGYAR JOSEF P [C]) 26 January 2006 (2006-01-26) * Example 51 on page 34 in combination with claims 9,16 *	1-3	INV. A61K31/575 A61P21/00 A61P19/02 A61P11/06
X	VERNIER A ET AL: "Antioxidant lazardoids enhance differentiation of C2 skeletal muscle cells", NEUROSCIENCE LETTERS, LIMERICK, IE, vol. 186, no. 2-3, 1 January 1995 (1995-01-01), pages 177-180, XP002347343, ISSN: 0304-3940, DOI: 10.1016/0304-3940(95)11283-3 * Compounds U-7006F and U-74389F *	1-3	
X	METZINGER L ET AL: "Lazardoids enhance skeletal myogenesis in primary cultures of dystrophin-deficient mdx mice", JOURNAL OF NEUROLOGICAL SCIENCES, ELSEVIER SCIENTIFIC PUBLISHING CO, AMSTERDAM, NL, vol. 126, no. 2, 1 November 1994 (1994-11-01), pages 138-145, XP025440188, ISSN: 0022-510X, DOI: 10.1016/0022-510X(94)90263-1 [retrieved on 1994-11-01] * Compound U-74389F *	1-3	TECHNICAL FIELDS SEARCHED (IPC) A61K A61P
The present search report has been drawn up for all claims			
Place of search Munich		Date of completion of the search 10 October 2014	Examiner Albayrak, Timur
CATEGORY OF CITED DOCUMENTS X : particularly relevant if taken alone Y : particularly relevant if combined with another document of the same category A : technological background O : non-written disclosure P : intermediate document		T : theory or principle underlying the invention E : earlier patent document, but published on, or after the filing date D : document cited in the application L : document cited for other reasons & : member of the same patent family, corresponding document	

 1  
EPO FORM 1503 03.82 (P04C01)

**ANNEX TO THE EUROPEAN SEARCH REPORT  
ON EUROPEAN PATENT APPLICATION NO.**

EP 14 17 3342

5

This annex lists the patent family members relating to the patent documents cited in the above-mentioned European search report.  
The members are as contained in the European Patent Office EDP file on  
The European Patent Office is in no way liable for these particulars which are merely given for the purpose of information.

10-10-2014

10

Patent document cited in search report	Publication date	Patent family member(s)	Publication date
WO 2006007910 A1	26-01-2006	AU 2005263369 A1	26-01-2006
		CA 2574135 A1	26-01-2006
		EP 1618881 A1	25-01-2006
		EP 1776122 A1	25-04-2007
		US 2007259837 A1	08-11-2007
		WO 2006007910 A1	26-01-2006
-----			

20

25

30

35

40

45

50

55

EPO FORM P0459

For more details about this annex : see Official Journal of the European Patent Office, No. 12/82

## REFERENCES CITED IN THE DESCRIPTION

*This list of references cited by the applicant is for the reader's convenience only. It does not form part of the European patent document. Even though great care has been taken in compiling the references, errors or omissions cannot be excluded and the EPO disclaims all liability in this regard.*

## Patent documents cited in the description

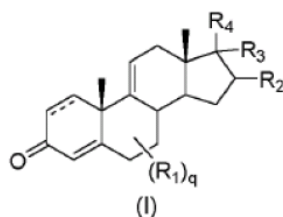
- US 61056715 B [0002]
- US 6030834 A, Pots [0009]
- US 5939302 A, Woronicz [0009]
- US 20070225315 A [0012]
- EP 0097328 A [0191]
- US 4975536 A, K.P. Shephard [0197]

## Non-patent literature cited in the description

- **MAY ; GHOSH.** *Semin. Cancer. Biol.*, 1997, vol. 8, 63-73 [0007]
- **MAY ; GHOSH.** *Immunol. Today*, 1998, vol. 19, 80-88 [0007]
- **GHOSH et al.** *Annu. Rev. Immunol.*, 1998, vol. 16, 225-260 [0007]
- **DIDONATO et al.** *Nature*, 1997, vol. 388, 548-554 [0009]
- **TAKEDA et al.** *Science*, 1999, vol. 284, 313-316 [0009]
- **ZANDI et al.** *Cell*, 1997, vol. 91, 243-252 [0009]
- **TRAENCKNER et al.** *EMBO J.*, 1995, vol. 14, 2876-2883 [0010]
- **DIDONATO et al.** *Mol. Cell. Biol.*, 1996, vol. 16, 1295-1304 [0010]
- **YAMAOKE et al.** *Cell*, 1998, vol. 93, 1231-1240 [0011]
- **ROTHWARF et al.** *Nature*, 1998, vol. 395, 287-300 [0011]
- **TESTA ; BERNARD ; MAYER.** *Hydrolysis in Drug and Prodrug Metabolism : Chemistry, Biochemistry, and Enzymology.* Joachim M. Wiley-VHCA, 2003 [0135]
- **STAHL, P. HEINRICH.** *Pharmaceutical Salts: Properties, Selection, and Use.* Wiley-VCHA, 2002 [0136]
- **A. DOVE.** *An Easy Pill to Swallow. Drug Discovery & Development Magazine*, November 2008, vol. 11 (11), 22-24 [0146]
- *Tetrahedron Letters*, 2001, vol. 42 (14), 2639-2642 [0177]

## 摘要

本发明指向一种用于减轻肌肉营养不良症状的化合物，其中该化合物具有结构式 I:



其中:

该短划线表示可选的双键

各  $R_1$  为氢基;

$R_2$  选自包括氢基及甲基的基团;

$R_3$  选自包括氢基、羟基及甲基的基团;

或可用  $R_2$  及  $R_3$  共同形成一个双键;

$R_4$  为  $-(CO)_n(C(R_5)(R_6))_m(R_7)$ ;

$R_5$  及  $R_6$  单独选自包括氢基及  $C_{1-3}$  烷基的基团;

$R_7$  选自包括  $-N(R_8)(R_9)$  及  $-OR_{10}$  的基团;

$R_8$  及  $R_9$  为各自单独选自包括氢基、低烷基及  $-(C(R_5)_2)_pR_{11}$  的基团; 或

可用  $R_8$  及  $R_9$  共同形成一个杂环烷基;

$R_{10}$  选自包括氢基、酰基、低烷基及  $-(C(R_5)_2)_pR_{11}$  的基团;

$R_{11}$  选自包括羟基及氨基的基团;

$n$  为 0 或 1;

$m$  为一个 1 至 3 的整数;

$p$  为一个 1 至 3 的整数; 以及

$q$  为一个 1 至 4 的整数。