



US00D403143S

United States Patent [19]
Gillespie

[11] **Patent Number: Des. 403,143**

[45] **Date of Patent: **Dec. 29, 1998**

[54] **SHOE SOLE DESIGN**

D. 379,862 6/1997 Morgan D2/957
D. 384,494 10/1997 Clancy D2/916

[75] Inventor: **Kevin H. Gillespie**, Jamaica Plain,
Mass.

Primary Examiner—Celia Murphy
Attorney, Agent, or Firm—Fish & Richardson P.C.

[73] Assignee: **SRL, Inc.**, Wilmington, Del.

[**] Term: **14 Years**

[57] **CLAIM**

[21] Appl. No.: **83,827**

The ornamental design for a shoe sole design, as shown and described.

[22] Filed: **Feb. 13, 1998**

DESCRIPTION

[51] **LOC (6) Cl.** **02-04**

FIG. 1 is a perspective view of a shoe sole showing my new design;

[52] **U.S. Cl.** **D2/952; D2/953; D2/954**

FIG. 2 is a bottom plan view thereof;

[58] **Field of Search** D2/897, 902, 906,
D2/908, 914, 916, 919, 946-960, 962,
964; D12/147; 36/85, 101, 103, 104, 106,
113-115, 124, 126, 127-130, 3 B, 11.5,
12-15, 22 R, 25 R, 30 R, 32 R, 32 A, 33,
172

FIG. 3 is a left side elevational view thereof;

FIG. 4 is a right side elevational view thereof;

FIG. 5 is a front elevational view thereof; and,

FIG. 6 is a rear elevational view thereof.

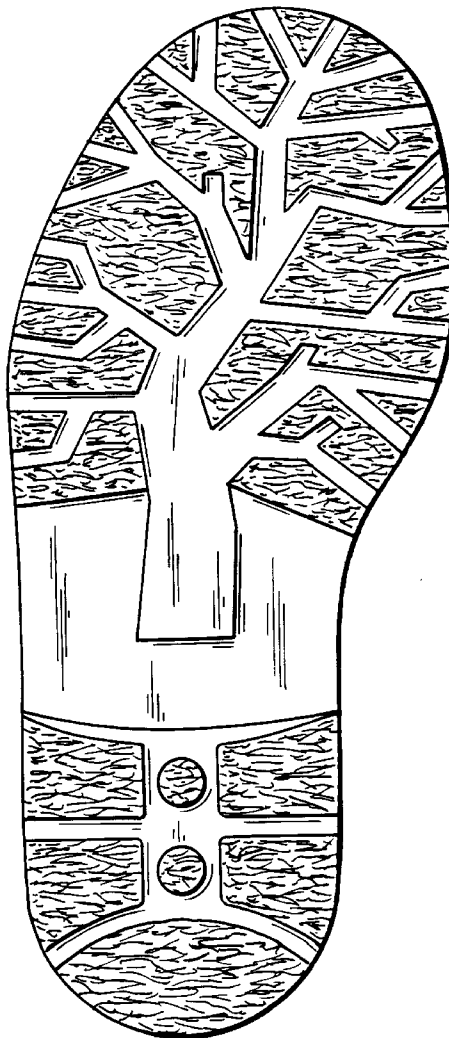
[56] **References Cited**

A top view of the shoe sole design has not been shown because it is not an element of the claimed design.

U.S. PATENT DOCUMENTS

D. 343,053 1/1994 Blissett D2/957

1 Claim, 3 Drawing Sheets



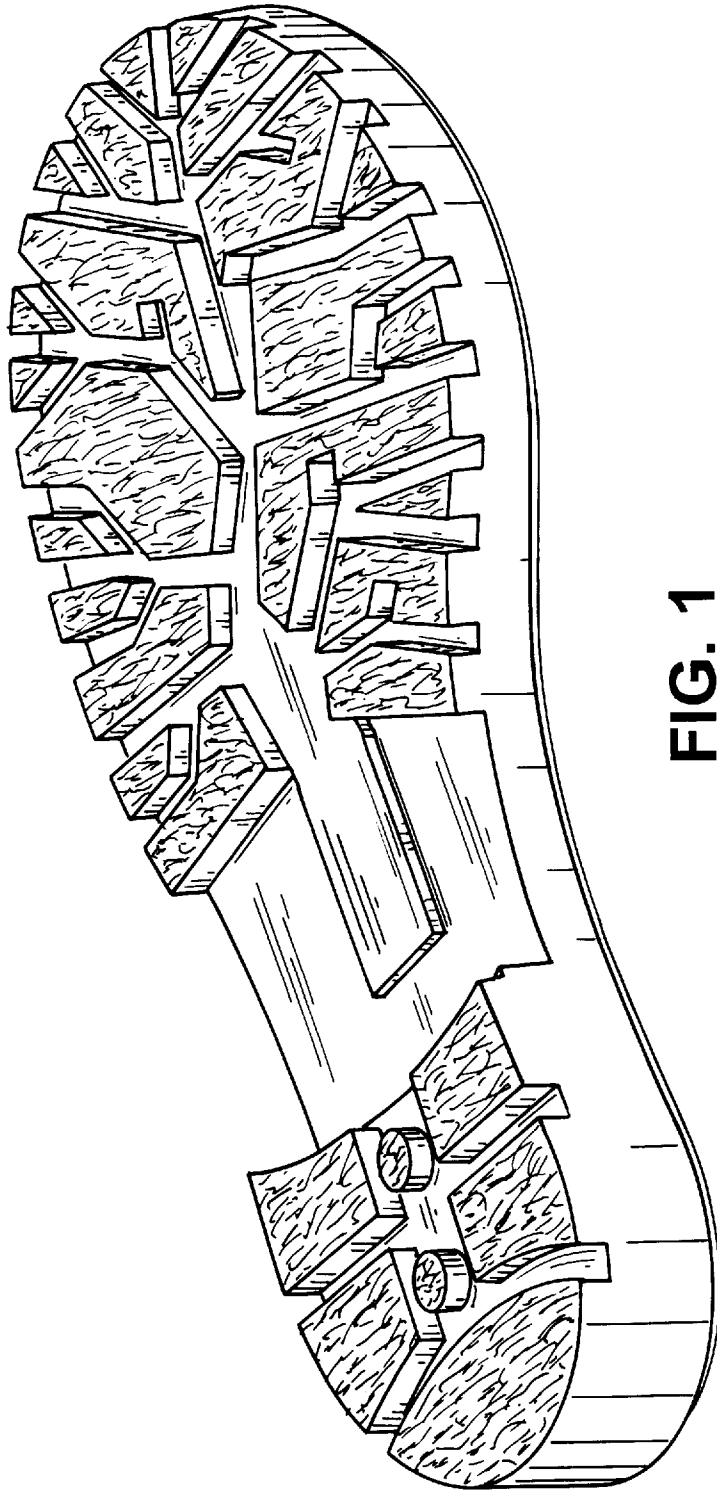


FIG. 1

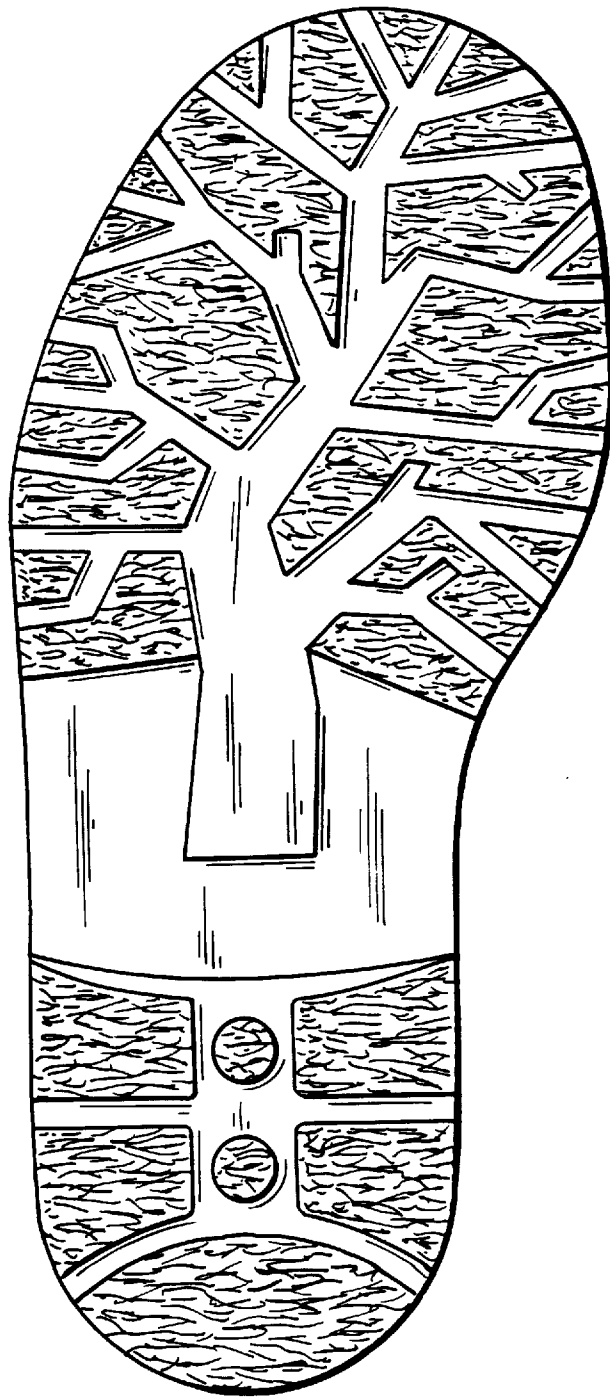


FIG. 2

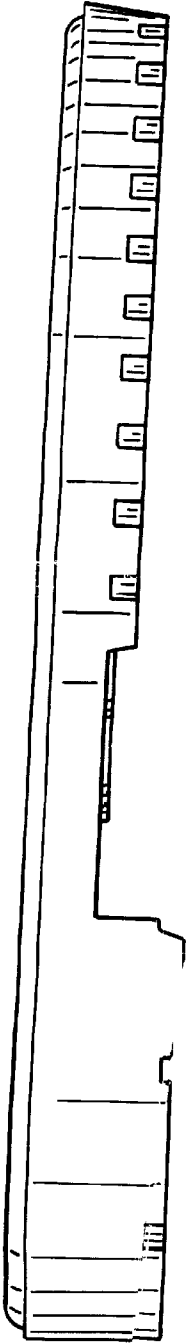


FIG. 3

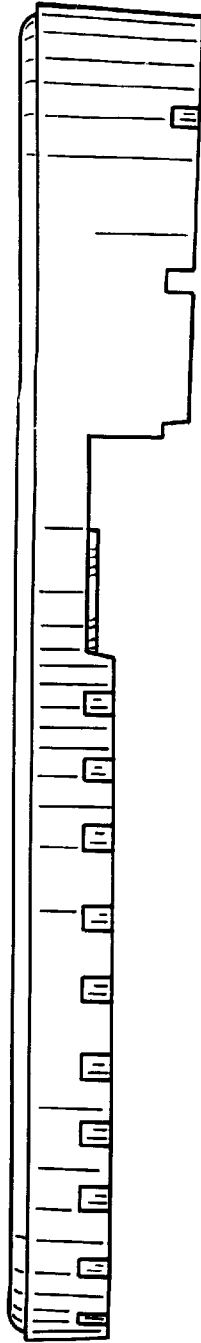


FIG. 4




FIG. 5




FIG. 6