



(43) International Publication Date  
25 September 2014 (25.09.2014)

- (51) **International Patent Classification:**  
*A61K 31/55* (2006.01) *C07D 285/00* (2006.01)
- (21) **International Application Number:**  
PCT/US2014/022987
- (22) **International Filing Date:**  
11 March 2014 (11.03.2014)
- (25) **Filing Language:** English
- (26) **Publication Language:** English
- (30) **Priority Data:**  
61/788,687 15 March 2013 (15.03.2013) US
- (71) **Applicant: MERCK SHARP & DOHME CORP.**  
[US/US]; 126 East Lincoln Avenue, Rahway, New Jersey  
07065-0907 (US).
- (72) **Inventors; and**
- (71) **Applicants (for US only): KHAN, Tanweer, A.** [IN/US];  
2000 Galloping Hill Road, Kenilworth, New Jersey 07033  
(US). **SCOTT, Jack, D.** [US/US]; 2000 Galloping Hill  
Road, Kenilworth, New Jersey 07033 (US). **CUMMING,  
Jared, N.** [US/US]; 2000 Galloping Hill Road, Kenil-  
worth, New Jersey 07033 (US).
- (74) **Common Representative: MERCK SHARP & DOHME  
CORP.;** 126 East Lincoln Avenue, Rahway, New Jersey  
07065-0907 (US).
- (81) **Designated States (unless otherwise indicated, for every  
kind of national protection available):** AE, AG, AL, AM,

AO, AT, AU, AZ, BA, BB, BG, BH, BN, BR, BW, BY,  
BZ, CA, CH, CL, CN, CO, CR, CU, CZ, DE, DK, DM,  
DO, DZ, EC, EE, EG, ES, FI, GB, GD, GE, GH, GM, GT,  
HN, HR, HU, ID, IL, IN, IR, IS, JP, KE, KG, KN, KP, KR,  
KZ, LA, LC, LK, LR, LS, LT, LU, LY, MA, MD, ME,  
MG, MK, MN, MW, MX, MY, MZ, NA, NG, NI, NO, NZ,  
OM, PA, PE, PG, PH, PL, PT, QA, RO, RS, RU, RW, SA,  
SC, SD, SE, SG, SK, SL, SM, ST, SV, SY, TH, TJ, TM,  
TN, TR, TT, TZ, UA, UG, US, UZ, VC, VN, ZA, ZM,  
ZW.

- (84) **Designated States (unless otherwise indicated, for every  
kind of regional protection available):** ARIPO (BW, GH,  
GM, KE, LR, LS, MW, MZ, NA, RW, SD, SL, SZ, TZ,  
UG, ZM, ZW), Eurasian (AM, AZ, BY, KG, KZ, RU, TJ,  
TM), European (AL, AT, BE, BG, CH, CY, CZ, DE, DK,  
EE, ES, FI, FR, GB, GR, HR, HU, IE, IS, IT, LT, LU, LV,  
MC, MK, MT, NL, NO, PL, PT, RO, RS, SE, SI, SK, SM,  
TR), OAPI (BF, BJ, CF, CG, CL, CM, GA, GN, GQ, GW,  
KM, ML, MR, NE, SN, TD, TG).

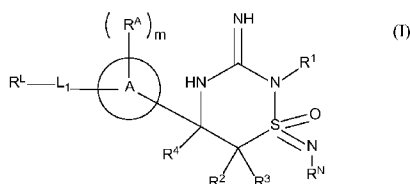
**Declarations under Rule 4.17:**

- as to applicant's entitlement to apply for and be granted a patent (Rule 4.17(ii))
- as to the applicant's entitlement to claim the priority of the earlier application (Rule 4.17(iii))

**Published:**

- with international search report (Art. 21(3))

(54) **Title:** S-IMINO-S-OXO IMINOTHIADIAZINE COMPOUNDS AS BACE INHIBITORS, COMPOSITIONS, AND THEIR USE



(57) **Abstract:** In its many embodiments, the present invention provides provides certain S-imino-S-oxo iminothiadiazine compounds, including compounds Formula (I): or a tautomers and/or stereoisomers thereof, and pharmaceutically acceptable salts of said compounds, said tautomeros and said stereoisomers, wherein R<sup>N</sup>, R<sup>1</sup>, R<sup>2</sup>, R<sup>3</sup>, R<sup>4</sup>, ring A, R<sup>A</sup>, m, L<sub>1</sub>, and R<sup>L</sup> are as defined herein. The novel compounds of the invention are useful as BACE inhibitors and may be useful for the treatment and prevention of various pathologies related thereto. Pharmaceutical compositions comprising one or more such compounds (alone and in combination with one or more other active agents), and methods for their preparation and use, including for the possible treatment of Alzheimer's disease, are also disclosed.

WO 2014/150340 A1

**S-IMINO-S-OXO IMINOTHIADIAZINE COMPOUNDS AS BACE INHIBITORS,  
COMPOSITIONS, AND THEIR USE**

**FIELD OF THE INVENTION**

This invention provides certain *S*-imino-*S*-oxo iminothiadiazine compounds, and  
5 compositions comprising these compounds, as inhibitors of BACE, which may be useful for  
treating or preventing pathologies related thereto.

**BACKGROUND**

Amyloid beta peptide (“A $\beta$ ”) is a primary component of  $\beta$  amyloid fibrils and plaques,  
which are regarded as having a role in an increasing number of pathologies. Examples of such  
10 pathologies include, but are not limited to, Alzheimer’s disease, Down’s syndrome,  
Parkinson’s disease, memory loss (including memory loss associated with Alzheimer’s disease  
and Parkinson’s disease), attention deficit symptoms (including attention deficit symptoms  
associated with Alzheimer’s disease (“AD”), Parkinson’s disease, and Down’s syndrome),  
dementia (including pre-senile dementia, senile dementia, dementia associated with  
15 Alzheimer’s disease, Parkinson’s disease, and Down’s syndrome), progressive supranuclear  
palsy, cortical basal degeneration, neurodegeneration, olfactory impairment (including  
olfactory impairment associated with Alzheimer’s disease, Parkinson’s disease, and Down’s  
syndrome),  $\beta$ -amyloid angiopathy (including cerebral amyloid angiopathy), hereditary cerebral  
hemorrhage, mild cognitive impairment (“MCI”), glaucoma, amyloidosis, type II diabetes,  
20 hemodialysis ( $\beta$ 2 microglobulins and complications arising therefrom), neurodegenerative  
diseases such as scrapie, bovine spongiform encephalitis, Creutzfeld-Jakob disease, traumatic  
brain injury and the like.

A $\beta$  peptides are short peptides which are made from the proteolytic break-down of the  
transmembrane protein called amyloid precursor protein (“APP”). A $\beta$  peptides are made from  
25 the cleavage of APP by  $\beta$ -secretase activity at a position near the N-terminus of A $\beta$ , and by  
gamma-secretase activity at a position near the C-terminus of A $\beta$ . (APP is also cleaved by  $\alpha$ -  
secretase activity, resulting in the secreted, non-amyloidogenic fragment known as soluble  
APP $\alpha$ .) Beta site APP Cleaving Enzyme (“BACE-1”) is regarded as the primary aspartyl  
protease responsible for the production of A $\beta$  by  $\beta$ -secretase activity. The inhibition of  
30 BACE-1 has been shown to inhibit the production of A $\beta$ .

AD is estimated to afflict more than 20 million people worldwide and is believed to be  
the most common cause of dementia. AD is a disease characterized by degeneration and loss

- 2 -

of neurons and also by the formation of senile plaques and neurofibrillary tangles. Presently, treatment of Alzheimer's disease is limited to the treatment of its symptoms rather than the underlying causes. Symptom-improving agents approved for this purpose include, for example, N-methyl-D-aspartate receptor antagonists such as memantine (Namenda®, Forest  
5 Pharmaceuticals, Inc.), cholinesterase inhibitors such as donepezil (Aricept®, Pfizer), rivastigmine (Exelon®, Novartis), galantamine (Razadyne Reminyl®), and tacrine (Cognex®).

In AD, A $\beta$  peptides, formed through  $\beta$ -secretase and *gamma*-secretase activity, can form tertiary structures that aggregate to form amyloid fibrils. A $\beta$  peptides have also been  
10 shown to form A $\beta$  oligomers (sometimes referred to as “A $\beta$  aggregates” or “Abeta oligomers”). A $\beta$  oligomers are small multimeric structures composed of 2 to 12 A $\beta$  peptides that are structurally distinct from A $\beta$  fibrils. Amyloid fibrils can deposit outside neurons in dense formations known as senile plaques, neuritic plaques, or diffuse plaques in regions of the brain important to memory and cognition. A $\beta$  oligomers are cytotoxic when injected in the  
15 brains of rats or in cell culture. This A $\beta$  plaque formation and deposition and/or A $\beta$  oligomer formation, and the resultant neuronal death and cognitive impairment, are among the hallmarks of AD pathophysiology. Other hallmarks of AD pathophysiology include intracellular neurofibrillary tangles comprised of abnormally phosphorylated tau protein, and neuroinflammation.

Evidence suggests that A $\beta$ , A $\beta$  fibrils, aggregates, oligomers, and/or plaque play a causal role in AD pathophysiology. (Ohno et al., *Neurobiology of Disease*, No. 26 (2007), 134-145). Mutations in the genes for APP and presenilins 1/2 (PS1/2) are known to cause familial AD and an increase in the production of the 42-amino acid form of A $\beta$  is regarded as causative. A $\beta$  has been shown to be neurotoxic in culture and in vivo. For example, when  
25 injected into the brains of aged primates, fibrillar A $\beta$  causes neuronal cell death around the injection site. Other direct and circumstantial evidence of the role of A $\beta$  in Alzheimer etiology has also been published.

BACE-1 has become an accepted therapeutic target for the treatment of Alzheimer's disease. For example, McConlogue et al., *J. Bio. Chem.*, Vol. 282, No. 36 (Sept. 2007), have  
30 shown that partial reductions of BACE-1 enzyme activity and concomitant reductions of A $\beta$  levels lead to a dramatic inhibition of A $\beta$ -driven AD-like pathology, making  $\beta$ -secretase a target for therapeutic intervention in AD. Ohno et al. *Neurobiology of Disease*, No. 26 (2007),

- 3 -

134-145, report that genetic deletion of BACE-1 in 5XFAD mice abrogates A $\beta$  generation, blocks amyloid deposition, prevents neuron loss found in the cerebral cortex and subiculum (brain regions manifesting the most severe amyloidosis in 5XFAD mice), and rescues memory deficits in 5XFAD mice. The group also reports that A $\beta$  is ultimately responsible for neuron death in AD and concludes that BACE-1 inhibition has been validated as an approach for the treatment of AD. Roberds et al., Human Mol. Genetics, 2001, Vol. 10, No. 12, 1317-1324, established that inhibition or loss of  $\beta$ -secretase activity produces no profound phenotypic defects while inducing a concomitant reduction in A $\beta$ . Luo et al., Nature Neuroscience, Vol. 4, No. 3, March 2001, report that mice deficient in BACE-1 have normal phenotype and abolished  $\beta$ -amyloid generation.

More recently, Jonsson, et al. have reported in Nature, Vol. 488, pp. 96-99 (Aug. 2012), that a coding mutation (A673T) in the APP gene protects against Alzheimer's disease and cognitive decline in the elderly without Alzheimer's disease. More specifically, the A allele of rs63750847, a single nucleotide polymorphism (SNP), results in an alanine to threonine substitution at position 673 in APP (A673T). This SNP was found to be significantly more common in a healthy elderly control group than in an Alzheimer's disease group. The A673T substitution is adjacent to the aspartyl protease *beta*-site in APP, and results in an approximately 40% reduction in the formation of amyloidogenic peptides in a heterologous cell expression system *in vitro*. Jonsson, et al. report that an APP-derived peptide substrate containing the A673T mutation is processed 50% less efficiently by purified human BACE1 enzyme when compared to a wild-type peptide. Jonsson et al. indicate that the strong protective effect of the APP-A673T substitution against Alzheimer's disease provides proof of principle for the hypothesis that reducing the *beta*-cleavage of APP may protect against the disease.

BACE-1 has also been identified or implicated as a therapeutic target for a number of other diverse pathologies in which A $\beta$  or A $\beta$  fragments have been identified to play a causative role. One such example is in the treatment of AD-type symptoms of patients with Down's syndrome. The gene encoding APP is found on chromosome 21, which is also the chromosome found as an extra copy in Down's syndrome. Down's syndrome patients tend to acquire AD at an early age, with almost all those over 40 years of age showing Alzheimer's-type pathology. This is thought to be due to the extra copy of the APP gene found in these patients, which leads to overexpression of APP and therefore to increased levels of A $\beta$  causing

- 4 -

the prevalence of AD seen in this population. Furthermore, Down's patients who have a duplication of a small region of chromosome 21 that does not include the APP gene do not develop AD pathology. Thus, it is thought that inhibitors of BACE-1 could be useful in reducing Alzheimer's type pathology in Down's syndrome patients.

5           Another example is in the treatment of glaucoma (Guo et al., PNAS, Vol. 104, No. 33, August 14, 2007). Glaucoma is a retinal disease of the eye and a major cause of irreversible blindness worldwide. Guo et al. report that A $\beta$  colocalizes with apoptotic retinal ganglion cells (RGCs) in experimental glaucoma and induces significant RGC cell loss in vivo in a dose- and time-dependent manner. The group report having demonstrated that targeting  
10 different components of the A $\beta$  formation and aggregation pathway, including inhibition of  $\beta$ -secretase alone and together with other approaches, can effectively reduce glaucomatous RGC apoptosis in vivo. Thus, the reduction of A $\beta$  production by the inhibition of BACE-1 could be useful, alone or in combination with other approaches, for the treatment of glaucoma.

          Another example is in the treatment of olfactory impairment. Getchell et al.,  
15 Neurobiology of Aging, 24 (2003), 663-673, have observed that the olfactory epithelium, a neuroepithelium that lines the posterior-dorsal region of the nasal cavity, exhibits many of the same pathological changes found in the brains of AD patients, including deposits of A $\beta$ , the presence of hyperphosphorylated tau protein, and dystrophic neurites among others. Other evidence in this connection has been reported by Bacon AW, et al., Ann NY Acad Sci 2002;  
20 855:723-31; Crino PB, Martin JA, Hill WD, et al., Ann Otol Rhinol Laryngol, 1995;104:655-61; Davies DC, et al., Neurobiol Aging, 1993;14:353-7; Devanand DP, et al., Am J Psychiatr, 2000;157:1399-405; and Doty RL, et al., Brain Res Bull, 1987;18:597-600. It is reasonable to suggest that addressing such changes by reduction of A $\beta$  by inhibition of BACE-1 could help to restore olfactory sensitivity in patients with AD.

25           For compounds which are inhibitors of BACE-2, another example is in the treatment of type-II diabetes, including diabetes associated with amyloidogenesis. BACE-2 is expressed in the pancreas. BACE-2 immunoreactivity has been reported in secretory granules of beta cells, co-stored with insulin and IAPP, but lacking in the other endocrine and exocrine cell types. Stoffel et al., WO2010/063718, disclose the use of BACE-2 inhibitors in the treatment of  
30 metabolic diseases such as Type-II diabetes. The presence of BACE-2 in secretory granules of beta cells suggests that it may play a role in diabetes-associated amyloidogenesis. (Finzi, G. Franzi, et al., Ultrastruct Pathol. 2008 Nov-Dec;32(6):246-51.)

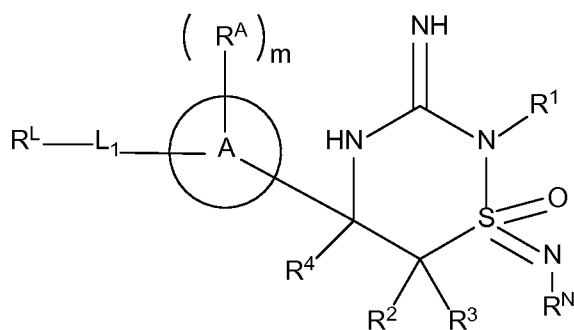
- 5 -

Other diverse pathologies characterized by the formation and deposition of A $\beta$  or fragments thereof, and/or by the presence of amyloid fibrils, oligomers, and/or plaques, include neurodegenerative diseases such as scrapie, bovine spongiform encephalitis, traumatic brain injury (“TBI”), Creutzfeld-Jakob disease and the like, type II diabetes (which is characterized by the localized accumulation of cytotoxic amyloid fibrils in the insulin producing cells of the pancreas), and amyloid angiopathy. In this regard reference can be made to the patent literature. For example, Kong et al., US2008/0015180, disclose methods and compositions for treating amyloidosis with agents that inhibit A $\beta$  peptide formation. As another example, Loane, et al. report the targeting of amyloid precursor protein secretases as therapeutic targets for traumatic brain injury. (Loane et al., “Amyloid precursor protein secretases as therapeutic targets for traumatic brain injury”, Nature Medicine, Advance Online Publication, published online March 15, 2009.) Still other diverse pathologies characterized by the inappropriate formation and deposition of A $\beta$  or fragments thereof, and/or by the presence of amyloid fibrils, and/or for which inhibitor(s) of BACE-1 is expected to be of therapeutic value are discussed further hereinbelow.

#### SUMMARY OF THE INVENTION

The present invention provides certain *S*-imino-*S*-oxo iminothiadiazine compounds, which are collectively or individually referred to herein as “compound(s) of the invention”, as described herein. The compounds of the invention are useful as inhibitors of BACE-1 and/or BACE-2.

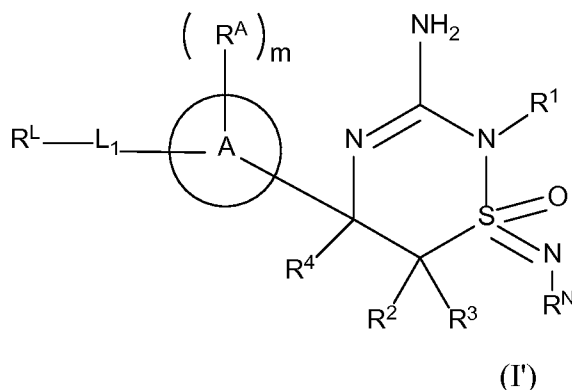
In one embodiment, the compounds of the invention have the structural Formula (I):



(I)

or a tautomer thereof having the structural Formula (I')

- 6 -



or pharmaceutically acceptable salt thereof, wherein:

$R^N$  is selected from the group consisting of alkyl, haloalkyl, and heteroalkyl, wherein  
5 said heteroalkyl is optionally substituted with halogen;

$R^1$  is selected from the group consisting of H, alkyl, heteroalkyl, cycloalkyl,  
and -alkyl-cycloalkyl, wherein each said alkyl, heteroalkyl, cycloalkyl, and -alkyl-cycloalkyl,  
is optionally substituted with one or more halogen;

$R^2$  is selected from the group consisting of H, halogen, alkyl, heteroalkyl, cycloalkyl,  
10 and -alkyl-cycloalkyl, wherein each said alkyl, heteroalkyl, cycloalkyl, and -alkyl-cycloalkyl is  
optionally substituted with one or more halogen;

$R^3$  is selected from the group consisting of H, halogen, alkyl, heteroalkyl, cycloalkyl,  
and -alkyl-cycloalkyl, wherein each said alkyl, heteroalkyl, cycloalkyl, and -alkyl-cycloalkyl is  
optionally substituted with one or more halogen;

$R^4$  is selected from the group consisting of H, alkyl, heteroalkyl,  
15 cycloalkyl, -alkyl-cycloalkyl, heterocycloalkyl, and -alkyl-heterocycloalkyl, wherein each said  
alkyl, heteroalkyl, cycloalkyl, -alkyl-cycloalkyl, heterocycloalkyl, and -alkyl-heterocycloalkyl  
is optionally substituted with one or more halogen;

ring A is selected from the group consisting of aryl, monocyclic heteroaryl, and a  
20 multicyclic group;

m is 0 or more;

each  $R^A$  (when present) is independently selected from the group consisting of:  
halogen, oxo, -OH, -CN, -SF<sub>5</sub>, -OSF<sub>5</sub>, -Si(R<sup>5A</sup>)<sub>3</sub>, -N(R<sup>6A</sup>)<sub>2</sub>, -OR<sup>6A</sup>, -SR<sup>6A</sup>, alkyl, heteroalkyl,  
alkenyl, alkynyl, cycloalkyl, -alkyl-cycloalkyl, heterocycloalkyl, and -alkyl-heterocycloalkyl,

- 7 -

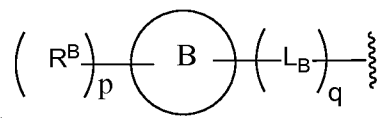
wherein said alkyl, heteroalkyl, alkenyl, alkynyl, cycloalkyl, -alkyl-cycloalkyl, heterocycloalkyl, and -alkyl-heterocycloalkyl of  $R^A$  are each optionally independently unsubstituted or substituted with one or more groups independently selected from  $R^8$ ;

$-L_1-$  is a divalent moiety selected from the group consisting

5 of -NHC(O)- and -C(O)NH-;

$R^L$  is selected from the group consisting of alkyl and heteroalkyl, wherein said alkyl and heteroalkyl of  $R^L$  are each optionally unsubstituted or substituted with one or more halogen;

or, alternatively,  $R^L$  is a moiety having the formula



10 wherein  $q$  is 0 or 1;

$-L_B-$  (when present) is a divalent moiety selected from the group consisting of lower alkyl and lower heteroalkyl, wherein each said lower alkyl and lower heteroalkyl is optionally substituted with one or more halogen;

15 ring  $B$  is selected from the group consisting of aryl, monocyclic heteroaryl, monocyclic cycloalkyl, monocyclic cycloalkenyl, monocyclic heterocycloalkyl, monocyclic heterocycloalkenyl, and a multicyclic group;

$p$  is 0 or more; and

each  $R^B$  (when present) is independently selected from the group consisting of:

20 halogen, oxo, -OH, -  
 CN,  $-SF_5$ ,  $-OSF_5$ ,  $-Si(R^{5B})_3$ ,  $-N(R^{6B})_2$ ,  $-NR^{7B}C(O)R^{6B}$ ,  $-NR^{7B}S(O)_2R^{6B}$ ,  $-NR^{7B}S(O)_2N(R^{6B})_2$ ,  $-NR^{7B}C(O)N(R^{6B})_2$ ,  $-NR^{7B}C(O)OR^{6B}$ ,  $-C(O)R^{6B}$ ,  $-C(O)OR^{6B}$ ,  $-C(O)N(R^{6B})_2$ ,  $-S(O)R^{6B}$ ,  $-S(O)_2R^{6B}$ ,  $-S(O)_2N(R^{6B})_2$ ,  $-OR^{6B}$ ,  $-SR^{6B}$ , alkyl, heteroalkyl, alkenyl, alkynyl, cycloalkyl, -alkyl-cycloalkyl, heterocycloalkyl, -alkyl-heterocycloalkyl, aryl, -alkyl-aryl, heteroaryl, and -alkyl-heteroaryl,

25 wherein said alkyl, heteroalkyl, alkenyl, alkynyl, cycloalkyl, -alkyl-cycloalkyl, heterocycloalkyl, -alkyl-heterocycloalkyl, aryl, -alkyl-aryl, heteroaryl, and -alkyl-heteroaryl, of  $R^B$  are each optionally independently unsubstituted or substituted with one or more groups independently selected from  $R^9$ ;

- 8 -

each R<sup>5A</sup> and R<sup>5B</sup> (when present) is independently selected from the group consisting of alkyl, heteroalkyl, cycloalkyl, -alkyl-cycloalkyl, heterocycloalkyl, and -alkyl-heterocycloalkyl,

5 wherein each said alkyl, heteroalkyl, cycloalkyl, -alkyl-cycloalkyl, heterocycloalkyl, and -alkyl-heterocycloalkyl of R<sup>5A</sup> and R<sup>5B</sup> is unsubstituted or substituted with one or more halogen;

each R<sup>6A</sup> (when present) is independently selected from the group consisting of H, alkyl, -alkyl-OH, alkenyl, alkynyl, heteroalkyl, -heteroalkyl-OH, cycloalkyl, -alkyl-cycloalkyl, heterocycloalkyl, and -alkyl-heterocycloalkyl

10 wherein each said alkyl, -alkyl-OH, alkenyl, alkynyl, heteroalkyl, -heteroalkyl-OH, cycloalkyl, -alkyl-cycloalkyl, heterocycloalkyl, -alkyl-heterocycloalkyl, aryl, -alkyl-aryl, heteroaryl, and -alkyl-heteroaryl of R<sup>6A</sup> is unsubstituted or substituted with one or more groups independently selected from halogen, alkyl, cycloalkyl, heteroalkyl, haloalkyl, alkoxy, heteroalkoxy, and haloalkoxy;

15 each R<sup>6B</sup> (when present) is independently selected from the group consisting of H, alkyl, -alkyl-OH, alkenyl, alkynyl, heteroalkyl, -heteroalkyl-OH, cycloalkyl, -alkyl-cycloalkyl, heterocycloalkyl, -alkyl-heterocycloalkyl, aryl, -alkyl-aryl, heteroaryl, and -alkyl-heteroaryl,

20 wherein each said alkyl, -alkyl-OH, alkenyl, alkynyl, heteroalkyl, -heteroalkyl-OH, cycloalkyl, -alkyl-cycloalkyl, heterocycloalkyl, -alkyl-heterocycloalkyl, aryl, -alkyl-aryl, heteroaryl, and -alkyl-heteroaryl of R<sup>6B</sup> is unsubstituted or substituted with one or more groups independently selected from halogen, alkyl, cycloalkyl, heteroalkyl, haloalkyl, alkoxy, heteroalkoxy, and haloalkoxy;

each R<sup>7B</sup> (when present) is independently selected from the group consisting of H, alkyl, heteroalkyl, cycloalkyl, -alkyl-cycloalkyl, heterocycloalkyl, and -alkyl-heterocycloalkyl,

25 wherein each said alkyl, heteroalkyl, -heteroalkyl-OH, cycloalkyl, -alkyl-cycloalkyl, heterocycloalkyl, and -alkyl-heterocycloalkyl of R<sup>7B</sup> is unsubstituted or substituted with one or more halogen;

30 each R<sup>8</sup> (when present) is independently selected from the group consisting of halogen, lower alkyl, lower heteroalkyl, lower alkoxy, lower cycloalkyl, and lower heterocycloalkyl, wherein each said lower alkyl, lower heteroalkyl, lower alkoxy, lower cycloalkyl, and lower heterocycloalkyl of R<sup>8</sup> is optionally substituted with halogen; and

- 9 -

each R<sup>9</sup> (when present) is independently selected from the group consisting of halogen, -OH, -CN, -SF<sub>5</sub>, -OSF<sub>5</sub>, alkyl, -alkyl-OH, heteroalkyl, -heteroalkyl-OH, alkoxy, -O-heteroalkyl, cycloalkyl, -alkyl-cycloalkyl, -O-cycloalkyl, -O-alkyl-cycloalkyl, -heterocycloalkyl, -alkyl-heterocycloalkyl, -O-heterocycloalkyl and -O-alkyl-heterocycloalkyl, wherein each said alkyl, -alkyl-OH, heteroalkyl, -heteroalkyl-OH, alkoxy, -O-heteroalkyl, cycloalkyl, -alkyl-cycloalkyl, -O-cycloalkyl, -O-alkyl-cycloalkyl, -heterocycloalkyl, -alkyl-heterocycloalkyl, -O-heterocycloalkyl and -O-alkyl-heterocycloalkyl are optionally substituted with one or more halogen.

In other embodiments, the invention provides compositions, including pharmaceutical compositions, comprising one or more compounds of the invention (e.g., one compound of the invention), or a tautomer thereof, or a pharmaceutically acceptable salt or solvate of said compound(s) and/or said tautomer(s), optionally together with one or more additional therapeutic agents, optionally in an acceptable (e.g., pharmaceutically acceptable) carrier or diluent.

Additional embodiments in which the compounds of the invention may be useful include various methods of treating, preventing, ameliorating, and/or delaying the onset of an A $\beta$  pathology and/or a symptom or symptoms thereof, comprising administering a composition comprising an effective amount of one or more compounds of the invention, or a tautomer thereof, or pharmaceutically acceptable salt or solvate of said compound(s) and/or said tautomer(s), to a patient in need thereof. Such methods optionally additionally comprise administering an effective amount of one or more additional therapeutic agents suitable for treating the patient being treated.

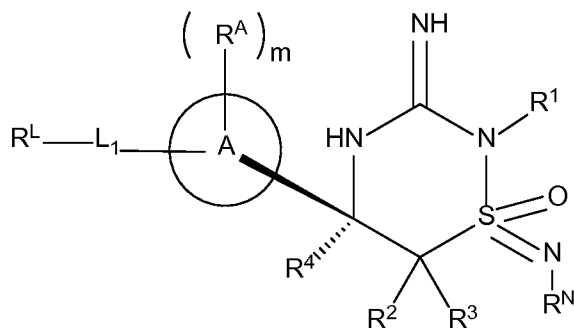
These and other embodiments of the invention, which are described in detail below or will become readily apparent to those of ordinary skill in the art, are included within the scope of the invention.

#### DETAILED DESCRIPTION

For each of the following embodiments, any variable not explicitly defined in the embodiment is as defined in Formula (I) or (IA). In each of the embodiments described herein, each variable is selected independently of the other unless otherwise noted.

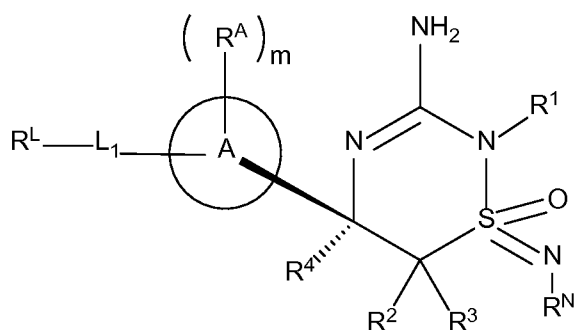
In one embodiment, the compounds of the invention have the structural Formula (IA):

- 10 -



(IA)

5 or a tautomer thereof having the structural Formula (IA'):



(IA')

or pharmaceutically acceptable salt thereof, wherein each variable is as described in

10 Formula (I).

In one embodiment, in each of Formulas (I), (I'), (IA), and (IA'):

R<sup>N</sup> is selected from the group consisting of methyl, ethyl, -CH<sub>2</sub>-cyclopropyl, and -CH<sub>2</sub>CH<sub>2</sub>OCH<sub>3</sub>.

In one embodiment, in each of Formulas (I), (I'), (IA), and (IA'):

15 R<sup>N</sup> is selected from the group consisting of methyl and ethyl.

In one embodiment, in each of Formulas (I), (I'), (IA), and (IA'):

R<sup>N</sup> is selected from the group consisting of methyl.

In one embodiment, in each of Formulas (I), (I'), (IA), and (IA'):

20 R<sup>1</sup> is selected from the group consisting of H, methyl, ethyl, cyclopropyl, -CH<sub>2</sub>-cyclopropyl, and -CH<sub>2</sub>CH<sub>2</sub>OCH<sub>3</sub>.

- 11 -

In one embodiment, in each of Formulas (I), (I'), (IA), and (IA'):

$R^1$  is selected from the group consisting of H, methyl, and ethyl.

In one embodiment, in each of Formulas (I), (I'), (IA), and (IA'):

$R^1$  is selected from the group consisting of H and methyl.

5 In one embodiment, in each of Formulas (I), (I'), (IA), and (IA'):

$R^1$  is methyl.

In one embodiment, in each of Formulas (I), (I'), (IA), and (IA'):

$R^1$  is selected from the group consisting of methyl and ethyl.

10 In one embodiment, in each of Formulas (I), (IA), and (IA'),  $R^2$  is selected from the group consisting of H, fluoro, methyl, ethyl, propyl, butyl, cyclopropyl,  $-\text{CH}_2\text{-cyclopropyl}$ , and  $-\text{CH}_2\text{OCH}_3$ .

In one embodiment, in each of Formulas (I), (IA), and (IA'),  $R^2$  is selected from the group consisting of H and methyl.

15 In one embodiment, in each of Formulas (I), (IA), and (IA'),  $R^2$  is H.

In one embodiment, in each of Formulas (I), (IA), and (IA'),  $R^3$  is selected from the group consisting of H, fluoro, methyl, ethyl, propyl, butyl, cyclopropyl,  $-\text{CH}_2\text{-cyclopropyl}$ , and  $-\text{CH}_2\text{OCH}_3$ .

20 In one embodiment, in each of Formulas (I), (IA), and (IA'),  $R^3$  is selected from the group consisting of H and methyl.

In one embodiment, in each of Formulas (I), (IA), and (IA'),  $R^3$  is H.

25 In one embodiment, in each of Formulas (I), (IA), and (IA'),  $R^2$  is selected from the group consisting of H, fluoro, methyl, ethyl, propyl, butyl, cyclopropyl,  $-\text{CH}_2\text{-cyclopropyl}$ , and  $-\text{CH}_2\text{OCH}_3$ ; and  $R^3$  is H.

In one embodiment, in each of Formulas (I), (IA), and (IA'),  $R^2$  is selected from the group consisting of H and methyl; and  $R^3$  is H.

In one embodiment, in each of Formulas (I), (IA), and (IA'),  $R^2$  is H and  $R^3$  is H.

30

- 12 -

In one embodiment, in each of Formulas (I), (IA), and (IA'), R<sup>4</sup> is selected from the group consisting of H, methyl, ethyl, cyclopropyl, -CH<sub>2</sub>-cyclopropyl, -CH<sub>2</sub>F, -CHF<sub>2</sub>, -CF<sub>3</sub>, and -CH<sub>2</sub>OCH<sub>3</sub>.

5 In one embodiment, in each of Formulas (I), (IA), and (IA'), R<sup>4</sup> is selected from the group consisting of methyl, cyclopropyl, -CH<sub>2</sub>F, and -CHF<sub>2</sub>.

In one embodiment, in each of Formulas (I), (IA), and (IA'), R<sup>4</sup> is selected from the group consisting of methyl and -CHF<sub>2</sub>.

In one embodiment, in each of Formulas (I), (IA), and (IA'), R<sup>4</sup> is methyl.

In one embodiment, in each of Formulas (I), (IA), and (IA'):

10 R<sup>4</sup> is selected from the group consisting of methyl and -CHF<sub>2</sub>; and one of R<sup>2</sup> and R<sup>3</sup> is H and the other is selected from the group consisting of H and methyl.

In one embodiment, in each of Formulas (I), (IA), and (IA'):

15 R<sup>4</sup> is selected from the group consisting of methyl and -CHF<sub>2</sub>; R<sup>2</sup> is selected from the group consisting of H and methyl; and R<sup>3</sup> is H.

In one embodiment, in each of Formulas (I), (IA), and (IA'):

20 R<sup>4</sup> is selected from the group consisting of methyl and -CHF<sub>2</sub>; R<sup>2</sup> is H; and R<sup>3</sup> is H.

In one embodiment, in each of Formulas (I), (IA), and (IA'):

R<sup>1</sup> is selected from the group consisting of methyl and ethyl; R<sup>2</sup> is H; R<sup>3</sup> is H;

25 R<sup>4</sup> is selected from the group consisting of methyl and -CHF<sub>2</sub>; and R<sup>N</sup> is selected from the group consisting of methyl and ethyl.

Each of the following alternative embodiments is contemplated to apply to each of the above embodiments.

In one embodiment, in each of Formulas (I), (I'), (IA), and (IA'):

30 ring A is selected from the group consisting of phenyl, pyridazinyl, pyridyl, pyrimidinyl, pyrazinyl, triazinyl, and tetrazinyl.

In one embodiment, in each of Formulas (I), (I'), (IA), and (IA'):

- 13 -

ring A is selected from the group consisting of phenyl, pyridazinyl, pyridyl, pyrimidinyl, and pyrazinyl.

In one embodiment, in each of Formulas (I), (I'), (IA), and (IA'):

ring A is selected from the group consisting of phenyl and pyridyl.

5 In one embodiment, in each of Formulas (I), (I'), (IA), and (IA'):

each R<sup>A</sup> (when present) is independently selected from the group consisting of halogen, oxo, -CN, -SF<sub>5</sub>, -NHCH<sub>3</sub>, -N(CH<sub>3</sub>)<sub>2</sub>, -OCH<sub>3</sub>, -OCH<sub>2</sub>CH<sub>3</sub>, -O-cyclopropyl, -O-CH<sub>2</sub>-cyclopropyl, -CH<sub>2</sub>OCH<sub>3</sub>, -S(CH<sub>3</sub>), methyl, ethyl, cyclopropyl, -CH<sub>2</sub>-cyclopropyl, -CF<sub>3</sub>, -CHF<sub>2</sub>, -CH<sub>2</sub>F, -OCF<sub>3</sub>, and -OCHF<sub>2</sub>.

10 In one embodiment, in each of Formulas (I), (I'), (IA), and (IA'):

each R<sup>A</sup> (when present) is independently selected from the group consisting of fluoro, chloro, bromo, -CN, -OCH<sub>3</sub>, -CH<sub>2</sub>OCH<sub>3</sub>, methyl, cyclopropyl, -CF<sub>3</sub>, -CHF<sub>2</sub>, -CH<sub>2</sub>F, -OCF<sub>3</sub>, and -OCHF<sub>2</sub>.

In one embodiment, in each of Formulas (I), (I'), (IA), and (IA'):

15 each R<sup>A</sup> (when present) is independently selected from the group consisting of fluoro, chloro, -CN, -OCH<sub>3</sub>, -CH<sub>2</sub>OCH<sub>3</sub>, methyl, cyclopropyl, -CF<sub>3</sub>, -CHF<sub>2</sub>, and -CH<sub>2</sub>F.

In one embodiment, in each of Formulas (I), (I'), (IA), and (IA'):

ring A is selected from the group consisting of phenyl, pyridazinyl, pyridyl, pyrimidinyl, pyrazinyl, triazinyl, and tetrazinyl;

20 m is 0, 1, or 2; and

each R<sup>A</sup> (when present) is independently selected from the group consisting of halogen, oxo, -CN, -SF<sub>5</sub>, -NHCH<sub>3</sub>, -N(CH<sub>3</sub>)<sub>2</sub>, -OCH<sub>3</sub>, -OCH<sub>2</sub>CH<sub>3</sub>, -O-cyclopropyl, -O-CH<sub>2</sub>-cyclopropyl, -CH<sub>2</sub>OCH<sub>3</sub>, -S(CH<sub>3</sub>), methyl, ethyl, cyclopropyl, -CH<sub>2</sub>-cyclopropyl, -CF<sub>3</sub>, -CHF<sub>2</sub>, -CH<sub>2</sub>F, -OCF<sub>3</sub>, and -OCHF<sub>2</sub>.

25 It shall be understood that the phrase "m is 0 or more" means m is an integer from 0 up to the number that corresponds to the maximum number of substitutable hydrogen atoms of the ring to which R<sup>A</sup> is shown attached.

Thus, in embodiments wherein ring A is a moiety having 4 substitutable hydrogen atoms, m is 0, 1, 2, 3, or 4. In an alternative of such embodiments wherein ring A is a moiety having 4 substitutable hydrogen atoms, m is 0, 1, 2, or 3. In an alternative of such  
30 embodiments wherein ring A is a moiety having 4 substitutable hydrogen atoms, m is 0, 1, or 2. In an alternative of such embodiments wherein ring A is a moiety having 4 substitutable

- 14 -

hydrogen atoms, m is 0 or 1. In alternative of such embodiments wherein ring A is a moiety having 4 substitutable hydrogen atoms, m is 0.

In embodiments wherein ring A is a moiety having 3 substitutable hydrogen atoms, m is 0, 1, 2, or 3. In an alternative of such embodiments wherein ring A is a moiety having 3 substitutable hydrogen atoms, m is 0, 1, or 2. In an alternative of such embodiments wherein ring A is a moiety having 3 substitutable hydrogen atoms, m is 0 or 1. In alternative of such embodiments wherein ring A is a moiety having 3 substitutable hydrogen atoms, m is 0.

In embodiments wherein ring A is a moiety having 2 substitutable hydrogen atoms, m is 0, 1, or 2. In an alternative of such embodiments wherein ring A is a moiety having 2 substitutable hydrogen atoms, m is 0 or 1. In alternative of such embodiments wherein ring A is a moiety having 2 substitutable hydrogen atoms, m is 0.

In embodiments wherein ring A is a moiety having 1 substitutable hydrogen atom, m is 0 or 1. In an alternative of such embodiments wherein ring A is a moiety having 1 substitutable hydrogen atoms, m is 0.

In one embodiment, in each of Formulas (I), (I'), (IA), and (IA'):

$R^L$  is selected from the group consisting of lower alkyl and lower heteroalkyl, wherein said lower alkyl and lower heteroalkyl of  $R^L$  are each optionally unsubstituted or substituted with one or more halogen.

In one embodiment, in each of Formulas (I), (I'), (IA), and (IA'):

$R^L$  is selected from the group consisting of methyl, ethyl, propyl, butyl,  $-CF_3$ ,  $-CHF_2$ ,  $-CH_2F$ ,  $-CH_2CF_3$ ,  $-CF_2CH_3$ ,  $-CH_2OCH_3$ ,  $-CH_2OCH_2CH_3$ ,  $-CH_2CH_2OCH_3$ ,  $-CH_2SCH_3$ ,  $-CH_2SCH_2CH_3$ ,  $-CH_2CH_2SCH_3$ ,  $-CH_2N(CH_3)_2$ ,  $-CH_2NHCH_3$ ,  $-CH_2CH_2N(CH_3)_2$ ,  $-CH_2OCF_3$ , and  $-CH_2OCHF_2$ .

In one embodiment, in each of Formulas (I), (I'), (IA), and (IA'):  $R^L$  is selected from the group consisting of methyl, ethyl,  $-CF_3$ ,  $-CHF_2$ ,  $-CH_2F$ ,  $-CH_2CF_3$ ,  $-CF_2CH_3$ ,  $-CH_2OCH_3$ ,  $-CH_2OCH_2CH_3$ ,  $-CH_2SCH_3$ ,  $-CH_2N(CH_3)_2$ ,  $-CH_2OCF_3$ , and  $-CH_2OCHF_2$ .

In one embodiment, in each of Formulas (I), (I'), (IA), and (IA'):  $R^L$  is selected from the group consisting of methyl, ethyl,  $-CF_3$ ,  $-CHF_2$ ,  $-CH_2F$ ,  $-CH_2CF_3$ ,  $-CF_2CH_3$ ,  $-CH_2OCH_3$ ,  $-CH_2OCF_3$ , and  $-CH_2OCHF_2$ .

In one embodiment, in each of Formulas (I), (I'), (IA), and (IA'):

- 15 -

$R^L$  is a moiety having the formula  $\left( R^B \right)_p \text{---} \text{B} \text{---} \left( L_B \right)_q \text{---}$ ,

wherein  $q$ ,  $L_B$ , ring  $B$ ,  $p$ , and  $R^B$  are each as defined in Formula (I).

In some embodiments, in each of Formulas (I), (I'), (IA), and (IA'):

$q$  is 0. In such embodiments,  $-L_B-$  is absent;  $R^L$  is a moiety having the formula

5  $\left( R^B \right)_p \text{---} \text{B} \text{---}$ ; and ring  $B$  and  $-L_1-$  are directly connected as

shown:  $\left( R^B \right)_p \text{---} \text{B} \text{---} L_1 \text{---}$ .

In some embodiments in each of Formulas (I), (I'), (IA), and (IA'):

$q$  is 1; and

$R^L$  is a moiety having the formula  $\left( R^B \right)_p \text{---} \text{B} \text{---} L_B \text{---}$ , wherein:

10  $-L_B-$  is a divalent moiety selected from the group consisting of  $-\text{CH}_2-$ ,  $-\text{CF}_2-$ ,  $-\text{CH}_2\text{CH}_2-$ ,  $-\text{OCH}_2-$ , and  $-\text{OCF}_2-$ .

In some embodiments in each of Formulas (I), (I'), (IA), and (IA'):

$q$  is 1; and

$R^L$  is a moiety having the formula  $\left( R^B \right)_p \text{---} \text{B} \text{---} L_B \text{---}$ , wherein:

15  $-L_B-$  is a divalent moiety selected from the group consisting of  $-\text{CH}_2-$ ,  $-\text{CF}_2-$ , and  $-\text{CH}_2\text{CH}_2-$ .

In some embodiments in each of Formulas (I), (I'), (IA), and (IA'):

$q$  is 1; and

$R^L$  is a moiety having the formula  $\left( R^B \right)_p \text{---} \text{B} \text{---} L_B \text{---}$ , wherein:

20  $-L_B-$  is  $-\text{CH}_2-$ .

In one embodiment, in each of Formulas (I), (I'), (IA), and (IA'):

- 16 -

$R^L$  is a moiety having the formula  $\left( R^B \right)_p \text{---} \textcircled{B} \text{---} \left( L_B \right)_q$ , wherein:

ring B is selected from the group consisting of azetidiny, benzimidazolyl, benzoisothiazolyl, benzoisoxazolyl, benzothiazolyl, benzoxazolyl, cyclobutyl, cyclohexyl, cyclopentyl, cyclopropyl, dihydroindenyl, dihydrooxazolyl, furanyl, imidazolyl, imidazopyridinyl, imidazopyrimidinyl, indenyl, indolyl, isothiazolyl, isoxazolyl, morpholinyl, oxadiazolyl, oxazolyl, oxetanyl, phenyl, piperazinyl, piperidinyl, pyrazinyl, pyrazolyl, pyrazolopyridinyl, pyrazolopyrimidinyl, pyridazinyl, pyridyl, pyrimidinyl, pyrazolopyridinyl, pyrrolidinyl, pyrrolyl, pyrrolopyridinyl, pyrrolopyrimidinyl, tetrahydrofuranyl, tetrahydropyranyl, tetrazolyl, thiadiazolyl, thiazolyl, thienyl, thienylpyridine, thiomorpholinyl, thiomorpholinyl dioxide, and triazolyl.

In one embodiment, in each of Formulas (I), (I'), (IA), and (IA'):

$R^L$  is a moiety having the formula  $\left( R^B \right)_p \text{---} \textcircled{B} \text{---} \left( L_B \right)_q$ , wherein:

ring B is selected from the group consisting of cyclobutyl, cyclopropyl, furanyl, indolyl, isothiazolyl, isoxazolyl, oxadiazolyl, oxazolyl, oxetanyl, phenyl, pyrazinyl, pyrazolyl, pyridazinyl, pyridyl, pyrimidinyl, pyrrolyl, tetrahydrofuranyl, tetrahydropyranyl, thiadiazolyl, thiazolyl, and thienyl.

In one embodiment, in each of Formulas (I), (I'), (IA), and (IA'):

$R^L$  is a moiety having the formula  $\left( R^B \right)_p \text{---} \textcircled{B} \text{---} \left( L_B \right)_q$ , wherein:

ring B is selected from the group consisting of furanyl, indolyl, isothiazolyl, isoxazolyl, oxadiazolyl, oxazolyl, phenyl, pyrazinyl, pyrazolyl, pyridazinyl, pyridyl, pyrimidinyl, pyrrolyl, thiadiazolyl, thiazolyl, and thienyl.

In one embodiment, in each of Formulas (I), (I'), (IA), and (IA'):

$R^L$  is a moiety having the formula  $\left( R^B \right)_p \text{---} \textcircled{B} \text{---} \left( L_B \right)_q$ , wherein:

ring B is selected from the group consisting of isoxazolyl, oxadiazolyl, oxazolyl, phenyl, pyridinyl, pyrazinyl, pyrimidinyl, and pyrazolyl.

- 17 -

In one embodiment, in each of Formulas (I), (I'), (IA), and (IA'):

$R^L$  is a moiety having the formula  $\left( R^B \right)_p \text{---} \text{B} \text{---} \left( L_B \right)_q$ , wherein:

each  $R^B$  group (when present) is independently selected from the group consisting of halogen, oxo, -OH, -CN, -SF<sub>5</sub>, -

5 NH<sub>2</sub>, -NH(CH<sub>3</sub>), -N(CH<sub>3</sub>)<sub>2</sub>, -NHC(O)CH<sub>3</sub>, -N(CH<sub>3</sub>)C(O)CH<sub>3</sub>, -NHS(O)<sub>2</sub>CH<sub>3</sub>, -N(CH<sub>3</sub>)S(O)<sub>2</sub>CH<sub>3</sub>, -C(O)OCH<sub>3</sub>, -C(O)OCH<sub>2</sub>CH<sub>3</sub>, -C(O)N(CH<sub>3</sub>)<sub>2</sub>, -C(O)NHCH<sub>3</sub>, -S(O)<sub>2</sub>CH<sub>3</sub>, -S(O)<sub>2</sub>N(CH<sub>3</sub>)<sub>2</sub>, -S(O)<sub>2</sub>NHCH<sub>3</sub>, -OCH<sub>3</sub>, -OCH<sub>2</sub>CH<sub>3</sub>, -O-cyclopropyl, -O-CH<sub>2</sub>-cyclopropyl, -OCH<sub>2</sub>-C≡C-H, -OCH<sub>2</sub>-C≡C-CH<sub>3</sub>, -S(CH<sub>3</sub>), methyl, ethyl, propyl,

cyclopropyl, -CH<sub>2</sub>-cyclopropyl, -CH<sub>2</sub>OCH<sub>3</sub>, -CH<sub>2</sub>OCH<sub>2</sub>CH<sub>3</sub>,

10 -C≡C-CH<sub>3</sub>, -CF<sub>3</sub>, -CHF<sub>2</sub>, -CH<sub>2</sub>F, -OCF<sub>3</sub>, -OCH<sub>2</sub>CF<sub>3</sub>, -OCHF<sub>2</sub>, -OCH<sub>2</sub>F, -OCH<sub>2</sub>CH<sub>2</sub>F,

phenyl, pyridyl, oxadiazoyl, isoxazoyl, oxazoyl, and pyrrolyl,

wherein each said phenyl, pyridyl, oxadiazoyl, isoxazoyl, oxazoyl, and pyrrolyl is optionally substituted with from 1 to 3 substituents independently selected from the group consisting of F, Cl, -CN, -CH<sub>3</sub>, -OCH<sub>3</sub>, and -CF<sub>3</sub>.

15 In one embodiment, in each of Formulas (I), (I'), (IA), and (IA'):

$R^L$  is a moiety having the formula  $\left( R^B \right)_p \text{---} \text{B} \text{---} \left( L_B \right)_q$ , wherein:

each  $R^B$  group (when present) is independently selected from the group consisting of fluoro, chloro, bromo, -OH, -CN, -SF<sub>5</sub>, -

20 NH<sub>2</sub>, -NH(CH<sub>3</sub>), -N(CH<sub>3</sub>)<sub>2</sub>, -NHC(O)CH<sub>3</sub>, -N(CH<sub>3</sub>)C(O)CH<sub>3</sub>, -NHS(O)<sub>2</sub>CH<sub>3</sub>, -N(CH<sub>3</sub>)S(O)<sub>2</sub>CH<sub>3</sub>, -C(O)OCH<sub>3</sub>, -C(O)OCH<sub>2</sub>CH<sub>3</sub>, -C(O)N(CH<sub>3</sub>)<sub>2</sub>, -C(O)NHCH<sub>3</sub>, -S(O)<sub>2</sub>CH<sub>3</sub>, -S(O)<sub>2</sub>N(CH<sub>3</sub>)<sub>2</sub>, -S(O)<sub>2</sub>NHCH<sub>3</sub>, -OCH<sub>3</sub>, -OCH<sub>2</sub>CH<sub>3</sub>, -O-cyclopropyl, -O-CH<sub>2</sub>-cyclopropyl, -OCH<sub>2</sub>-C≡C-H, -OCH<sub>2</sub>-C≡C-CH<sub>3</sub>, -S(CH<sub>3</sub>), methyl, ethyl, propyl,

cyclopropyl, -CH<sub>2</sub>-cyclopropyl, -CH<sub>2</sub>OCH<sub>3</sub>, -CH<sub>2</sub>OCH<sub>2</sub>CH<sub>3</sub>,

-C≡C-CH<sub>3</sub>, -CF<sub>3</sub>, -CHF<sub>2</sub>, -CH<sub>2</sub>F, -OCF<sub>3</sub>, -OCH<sub>2</sub>CF<sub>3</sub>, -OCHF<sub>2</sub>, -OCH<sub>2</sub>F, and -OCH<sub>2</sub>CH<sub>2</sub>F.

25 In one embodiment, in each of Formulas (I), (I'), (IA), and (IA'):

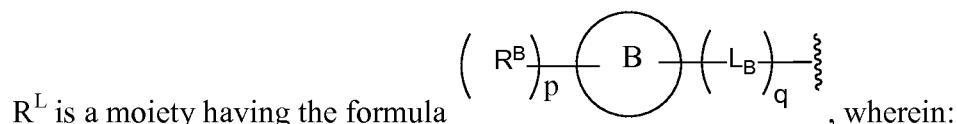
$R^L$  is a moiety having the formula  $\left( R^B \right)_p \text{---} \text{B} \text{---} \left( L_B \right)_q$ , wherein:

- 18 -

each R<sup>B</sup> group (when present) is independently selected from the group consisting of fluoro, chloro, bromo, -CN, -S(O)<sub>2</sub>CH<sub>3</sub>, -OCH<sub>3</sub>, -O-cyclopropyl, -O-CH<sub>2</sub>-cyclopropyl, —OCH<sub>2</sub>-C≡C-H, —OCH<sub>2</sub>-C≡C-CH<sub>3</sub>, methyl, cyclopropyl, -CH<sub>2</sub>-cyclopropyl, -CH<sub>2</sub>OCH<sub>3</sub>, —C≡C-CH<sub>3</sub>, -CF<sub>3</sub>, -CHF<sub>2</sub>, -CH<sub>2</sub>F, -OCF<sub>3</sub>, -OCHF<sub>2</sub>, -OCH<sub>2</sub>F, and -OCH<sub>2</sub>CH<sub>2</sub>F.

5

In one embodiment, in each of Formulas (I), (I'), (IA), and (IA'):



q is 0 or 1;

10 -L<sub>B</sub>- (when present) is a divalent moiety selected from the group consisting of -CH<sub>2</sub>-, -CF<sub>2</sub>-, -CH<sub>2</sub>CH<sub>2</sub>-, -OCH<sub>2</sub>-, and -OCF<sub>2</sub>-;

ring B is selected from the group consisting of azetidiny, benzimidazolyl, benzisothiazolyl, benzisoxazolyl, benzothiazolyl, benzoxazolyl, cyclobutyl, cyclohexyl, cyclopentyl, cyclopropyl, dihydroindenyl, dihydrooxazolyl, furanyl, imidazolyl, imidazopyridinyl, imidazopyrimidinyl, indenyl, indolyl, isothiazolyl, isoxazolyl, morpholinyl, 15 oxadiazolyl, oxazolyl, oxetanyl, phenyl, piperazinyl, piperidinyl, pyrazinyl, pyrazolyl, pyrazolopyridinyl, pyrazolopyrimidinyl, pyridazinyl, pyridyl, pyrimidinyl, pyrazolopyridinyl, pyrrolidinyl, pyrrolyl, pyrrolopyridinyl, pyrrolopyrimidinyl, tetrahydrofuranyl, tetrahydropyranyl, tetrazolyl, thiadiazolyl, thiazolyl, thienyl, thienylpyridine, thiomorpholinyl, thiomorpholinyl dioxide, and triazolyl;

20 p is 0 or more; and

each R<sup>B</sup> group (when present) is independently selected from the group consisting of halogen, oxo, -OH, -CN, -SF<sub>5</sub>, -NH<sub>2</sub>, -NH(CH<sub>3</sub>), -N(CH<sub>3</sub>)<sub>2</sub>, -NHC(O)CH<sub>3</sub>, -N(CH<sub>3</sub>)C(O)CH<sub>3</sub>, -NHS(O)<sub>2</sub>CH<sub>3</sub>, -N(CH<sub>3</sub>)S(O)<sub>2</sub>CH<sub>3</sub>, -C(O)OCH<sub>3</sub>, -C(O)OCH<sub>2</sub>CH<sub>3</sub>, -C(O)N(CH<sub>3</sub>)<sub>2</sub>, -C(O)NHCH<sub>3</sub>, -S(O)<sub>2</sub>CH<sub>3</sub>, -S(O)<sub>2</sub>N(CH<sub>3</sub>)<sub>2</sub>, -S(O)<sub>2</sub>NHCH<sub>3</sub>, -OCH<sub>3</sub>, -OCH<sub>2</sub>CH<sub>3</sub>, -O-cyclopropyl, -O-CH<sub>2</sub>-cyclopropyl, —OCH<sub>2</sub>-C≡C-H, —OCH<sub>2</sub>-C≡C-CH<sub>3</sub>, -S(CH<sub>3</sub>), methyl, ethyl, propyl, cyclopropyl, -CH<sub>2</sub>-cyclopropyl, -CH<sub>2</sub>OCH<sub>3</sub>, -CH<sub>2</sub>OCH<sub>2</sub>CH<sub>3</sub>, —C≡C-CH<sub>3</sub>, -CF<sub>3</sub>, -CHF<sub>2</sub>, -CH<sub>2</sub>F, -OCF<sub>3</sub>, -OCH<sub>2</sub>CF<sub>3</sub>, -OCHF<sub>2</sub>, -OCH<sub>2</sub>F, -OCH<sub>2</sub>CH<sub>2</sub>F, phenyl, pyridyl, oxadiazolyl, isoxazolyl, oxazolyl, and pyrrolyl,

25

- 19 -

wherein each said phenyl, pyridyl, oxadiazoyl, isoxazoyl, oxazoyl, and pyrrolyl is optionally substituted with from 1 to 3 substituents independently selected from the group consisting of F, Cl, CN, -CH<sub>3</sub>, -OCH<sub>3</sub>, and -CF<sub>3</sub>.

In an alternative of the immediately preceding embodiment, q is 0.

5 In another alternative of the immediately preceding embodiment, q is 1; and -L<sub>B</sub>- is a divalent moiety selected from the group consisting of -CH<sub>2</sub>-, -CF<sub>2</sub>-, and -CH<sub>2</sub>CH<sub>2</sub>-.

In another alternative of the immediately preceding embodiment, q is 1; and -L<sub>B</sub>- is -CH<sub>2</sub>-.

10

In one embodiment, in each of Formulas (I), (I'), (IA), and (IA'):

R<sup>L</sup> is a moiety having the formula  $\left( R^B \right)_p \text{---} \text{B} \text{---} \left( \text{---} L_B \text{---} \right)_q$ , wherein:

q is 0 or 1;

15 -L<sub>B</sub>- (when present) is a divalent moiety selected from the group consisting of -CH<sub>2</sub>-, -CF<sub>2</sub>-, -CH<sub>2</sub>CH<sub>2</sub>-, -OCH<sub>2</sub>-, and -OCF<sub>2</sub>-;

ring B is selected from the group consisting of cyclobutyl, cyclopropyl, furanyl, indolyl, isothiazolyl, isoxazolyl, oxadiazolyl, oxazolyl, oxetanyl, phenyl, pyrazinyl, pyrazolyl, pyridazinyl, pyridyl, pyrimidinyl, pyrrolyl, tetrahydrofuranyl, tetrahydropyranyl, thiadiazolyl, thiazolyl, and thienyl;

20 p is 0 or more; and

each R<sup>B</sup> group (when present) is independently selected from the group consisting of fluoro, chloro, bromo, -OH, -CN, -SF<sub>5</sub>, -NH<sub>2</sub>, -NH(CH<sub>3</sub>), -N(CH<sub>3</sub>)<sub>2</sub>, -NHC(O)CH<sub>3</sub>, -N(CH<sub>3</sub>)C(O)CH<sub>3</sub>, -NHS(O)<sub>2</sub>CH<sub>3</sub>, -N(CH<sub>3</sub>)S(O)<sub>2</sub>CH<sub>3</sub>, -C(O)OCH<sub>3</sub>, -C(O)OCH<sub>2</sub>CH<sub>3</sub>, -C(O)N(CH<sub>3</sub>)<sub>2</sub>, -C(O)NHCH<sub>3</sub>, -S(O)<sub>2</sub>CH<sub>3</sub>, -S(O)<sub>2</sub>N(CH<sub>3</sub>)<sub>2</sub>, -S(O)<sub>2</sub>NHCH<sub>3</sub>, -OCH<sub>3</sub>, -OCH<sub>2</sub>CH<sub>3</sub>, -O-cyclopropyl, -O-CH<sub>2</sub>-cyclopropyl, -OCH<sub>2</sub>-C≡C-H, -OCH<sub>2</sub>-C≡C-CH<sub>3</sub>, -S(CH<sub>3</sub>), methyl, ethyl, propyl, cyclopropyl, -CH<sub>2</sub>-cyclopropyl, -CH<sub>2</sub>OCH<sub>3</sub>, -CH<sub>2</sub>OCH<sub>2</sub>CH<sub>3</sub>, -C≡C-CH<sub>3</sub>, -CF<sub>3</sub>, -CHF<sub>2</sub>, -CH<sub>2</sub>F, -OCF<sub>3</sub>, -OCH<sub>2</sub>CF<sub>3</sub>, -OCHF<sub>2</sub>, -OCH<sub>2</sub>F, and -OCH<sub>2</sub>CH<sub>2</sub>F.

In an alternative of the immediately preceding embodiment, q is 0.

30 In another alternative of the immediately preceding embodiment, q is 1; and

- 20 -

$-L_B-$  is a divalent moiety selected from the group consisting of  $-CH_2-$ ,  $-CF_2-$ , and  $-CH_2CH_2-$ .

In another alternative of the immediately preceding embodiment,  $q$  is 1; and

$-L_B-$  is  $-CH_2-$ .

5

In one embodiment, in each of Formulas (I), (I'), (IA), and (IA'):

$q$  is 1; and  $R^L$  is a moiety having the formula  $\left( R^B \right)_p \text{---} \text{B} \text{---} L_B \text{---}$ , wherein:

$-L_B-$  (when present) is a divalent moiety selected from the group consisting of  $-CH_2-$ ,  $-CF_2-$ ,  $-CH_2CH_2-$ ,  $-OCH_2-$ , and  $-OCF_2-$ .

10 ring B is selected from the group consisting of isoxazolyl, oxadiazolyl, oxazolyl, phenyl, pyridinyl, pyrazinyl, pyrimidinyl, and pyrazolyl;

$p$  is 0 or more; and

each  $R^B$  group (when present) is independently selected from the group consisting of fluoro, chloro, bromo,  $-CN$ ,  $-S(O)_2CH_3$ ,  $-OCH_3$ ,  $-O$ -cyclopropyl,  $-O-CH_2$ -cyclopropyl,  $-OCH_2-C\equiv C-H$ ,  $-OCH_2-C\equiv C-CH_3$ , methyl, cyclopropyl,  $-CH_2$ -cyclopropyl,  $-CH_2OCH_3$ ,  $-C\equiv C-CH_3$ ,  $-CF_3$ ,  $-CHF_2$ ,  $-CH_2F$ ,  $-OCF_3$ ,  $-OCHF_2$ ,  $-OCH_2F$ , and  $-OCH_2CH_2F$ .

15

In an alternative of the immediately preceding embodiment,  $-L_B-$  is a divalent moiety selected from the group consisting of  $-CH_2-$ ,  $-CF_2-$ , and  $-CH_2CH_2-$ .

In another alternative of the immediately preceding embodiment,  $-L_B-$  is  $-CH_2-$ .

20

In one embodiment, in each of Formulas (I), (I'), (IA), and (IA'):

$q$  is 0; and  $R^L$  is a moiety having the formula  $\left( R^B \right)_p \text{---} \text{B} \text{---}$ , wherein:

ring B is selected from the group consisting of isoxazolyl, oxadiazolyl, oxazolyl, phenyl, pyridinyl, pyrazinyl, pyrimidinyl, and pyrazolyl;

$p$  is 0 or more; and

25 each  $R^B$  group (when present) is independently selected from the group consisting of fluoro, chloro, bromo,  $-CN$ ,  $-S(O)_2CH_3$ ,  $-OCH_3$ ,  $-O$ -cyclopropyl,  $-O-CH_2$ -cyclopropyl,  $-OCH_2-C\equiv C-H$ ,  $-OCH_2-C\equiv C-CH_3$ , methyl, cyclopropyl,  $-CH_2$ -cyclopropyl,  $-CH_2OCH_3$ ,  $-C\equiv C-CH_3$ ,  $-CF_3$ ,  $-CHF_2$ ,  $-CH_2F$ ,  $-OCF_3$ ,  $-OCHF_2$ ,  $-OCH_2F$ , and  $-OCH_2CH_2F$ .

25

- 21 -

It shall be understood that the phrase "p is 0 or more" means p is an integer from 0 up to the number that corresponds to the maximum number of substitutable hydrogen atoms of the ring to which R<sup>B</sup> is shown attached.

Thus, in embodiments wherein ring B is a moiety having 4 substitutable hydrogen atoms, p is 0, 1, 2, 3, or 4. In an alternative of such embodiments wherein ring B is a moiety having 4 substitutable hydrogen atoms, p is 0, 1, 2, or 3. In an alternative of such embodiments wherein ring B is a moiety having 4 substitutable hydrogen atoms, p is 0, 1, or 2. In an alternative of such embodiments wherein ring B is a moiety having 4 substitutable hydrogen atoms, p is 0 or 1. In alternative of such embodiments wherein ring B is a moiety having 4 substitutable hydrogen atoms, p is 0.

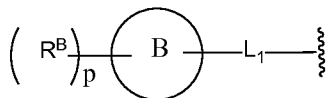
In embodiments wherein ring B is a moiety having 3 substitutable hydrogen atoms, p is 0, 1, 2, or 3. In an alternative of such embodiments wherein ring B is a moiety having 3 substitutable hydrogen atoms, p is 0, 1, or 2. In an alternative of such embodiments wherein ring B is a moiety having 3 substitutable hydrogen atoms, p is 0 or 1. In alternative of such embodiments wherein ring B is a moiety having 3 substitutable hydrogen atoms, p is 0.

In embodiments wherein ring B is a moiety having 2 substitutable hydrogen atoms, p is 0, 1, or 2. In an alternative of such embodiments wherein ring B is a moiety having 2 substitutable hydrogen atoms, p is 0 or 1. In alternative of such embodiments wherein ring B is a moiety having 2 substitutable hydrogen atoms, p is 0.

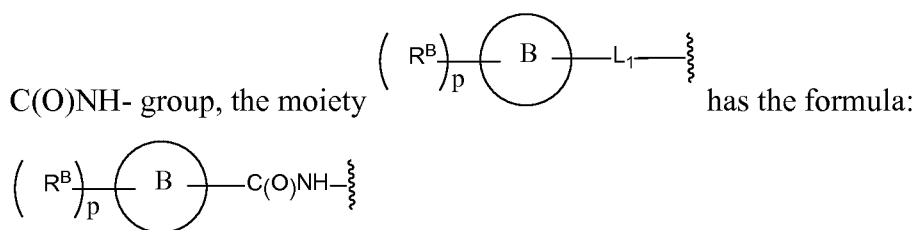
In embodiments wherein ring B is a moiety having 1 substitutable hydrogen atom, p is 0 or 1. In an alternative of such embodiments wherein ring B is a moiety having 1 substitutable hydrogen atoms, p is 0.

In an alternative of each of the embodiments described above, -L<sub>1</sub>- is -C(O)NH-.

As noted above, -L<sub>1</sub>- (and -L<sub>B</sub>- when present) represent divalent moieties. The orientation of such divalent moieties in the formula is the same as the orientation of the moiety

as written. Thus, for example, when R<sup>L</sup> is the moiety  and -L<sub>1</sub>- is a -

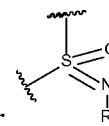
- 22 -

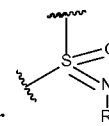


In an alternative of the above embodiments, in each of Formulas (I), (IA), and (IA'), ring A is phenyl, m is 1 or 2, R<sup>A</sup> is fluoro; -L<sub>1</sub>- is -C(O)NH-; ring B is selected from the group consisting of phenyl, pyridyl, and pyrazinyl, p is 0, 1, or 2, and each R<sup>B</sup> (when present) is independently selected from the group consisting of fluoro, chloro, bromo, -OH, -CN, -SF<sub>5</sub>, -NH<sub>2</sub>, -NH(CH<sub>3</sub>), -N(CH<sub>3</sub>)<sub>2</sub>, -NHC(O)CH<sub>3</sub>, -N(CH<sub>3</sub>)C(O)CH<sub>3</sub>, -NHS(O)<sub>2</sub>CH<sub>3</sub>, -N(CH<sub>3</sub>)S(O)<sub>2</sub>CH<sub>3</sub>, -C(O)OCH<sub>3</sub>, -C(O)OCH<sub>2</sub>CH<sub>3</sub>, -C(O)N(CH<sub>3</sub>)<sub>2</sub>, -C(O)NHCH<sub>3</sub>, -S(O)<sub>2</sub>CH<sub>3</sub>, -S(O)<sub>2</sub>N(CH<sub>3</sub>)<sub>2</sub>, -S(O)<sub>2</sub>NHCH<sub>3</sub>, -OCH<sub>3</sub>, -OCH<sub>2</sub>CH<sub>3</sub>, -O-cyclopropyl, -O-CH<sub>2</sub>-cyclopropyl, -OCH<sub>2</sub>-C≡C-H, -OCH<sub>2</sub>-C≡C-CH<sub>3</sub>, -S(CH<sub>3</sub>), methyl, ethyl, propyl, cyclopropyl, CH<sub>2</sub>-cyclopropyl, -CH<sub>2</sub>OCH<sub>3</sub>, and -CH<sub>2</sub>OCH<sub>2</sub>CH<sub>3</sub>.

In an alternative of the immediately preceding embodiment, each R<sup>B</sup> group (when present) is independently selected from the group consisting of fluoro, chloro, bromo, -CN, -S(O)<sub>2</sub>CH<sub>3</sub>, -OCH<sub>3</sub>, -O-cyclopropyl, -O-CH<sub>2</sub>-cyclopropyl, -OCH<sub>2</sub>-C≡C-H, -OCH<sub>2</sub>-C≡C-CH<sub>3</sub>, methyl, cyclopropyl, -CH<sub>2</sub>-cyclopropyl, -CH<sub>2</sub>OCH<sub>3</sub>, -C≡C-CH<sub>3</sub>, -CF<sub>3</sub>, -CHF<sub>2</sub>, -CH<sub>2</sub>F, -OCF<sub>3</sub>, -OCHF<sub>2</sub>, -OCH<sub>2</sub>F, and -OCH<sub>2</sub>CH<sub>2</sub>F.

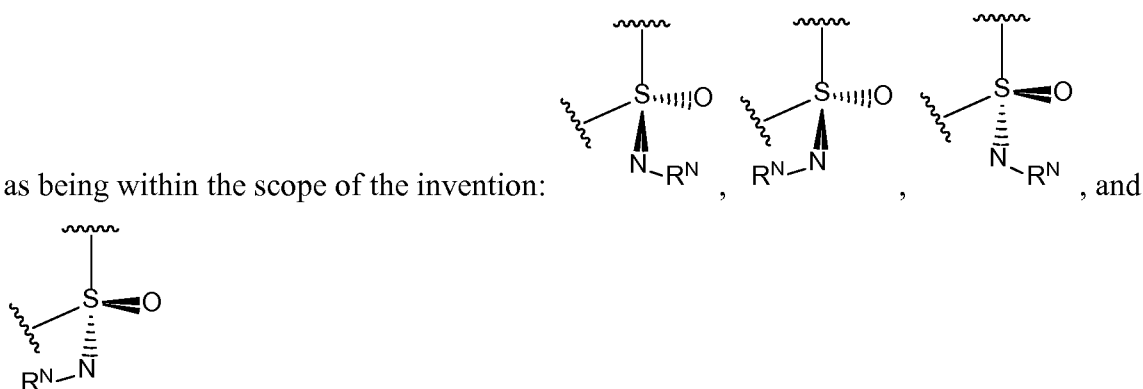
In an alternative of the immediately preceding embodiment, each R<sup>B</sup> group (when present) is independently selected from the group consisting of fluoro, chloro, bromo, and -OCH<sub>3</sub>.



It shall be noted that all four stereoisomers about the chiral center  in the compounds of the invention as shown in the Formulas (I), (I'), (IA), and (IA') are contemplated

- 23 -

as being within the scope of the invention:



Specific non-limiting examples of compounds of the invention are shown in the table of examples below. While only one tautomeric form of each compound is shown in the tables, it shall be understood that all tautomeric forms of the compounds are contemplated as being within the scope of the non-limiting examples.

In another embodiment, 1 to 3 carbon atoms of the compounds of the invention may be replaced with 1 to 3 silicon atoms so long as all valency requirements are satisfied.

In another embodiment, there is provided a composition comprising a compound of the invention and a pharmaceutically acceptable carrier or diluent.

Another embodiment provides a composition comprising a compound of the invention, either as the sole active agent, or optionally in combination with one or more additional therapeutic agents, and a pharmaceutically acceptable carrier or diluent. Non-limiting examples of additional therapeutic agents which may be useful in combination with the compounds of the invention include those selected from the group consisting of: (a) drugs that may be useful for the treatment of Alzheimer's disease and/or drugs that may be useful for treating one or more symptoms of Alzheimer's disease, (b) drugs that may be useful for inhibiting the synthesis A $\beta$ , (c) drugs that may be useful for treating neurodegenerative diseases, and (d) drugs that may be useful for the treatment of type II diabetes and/or one or more symptoms or associated pathologies thereof.

Non-limiting examples of additional therapeutic agents which may be useful in combination with the compounds of the invention include drugs that may be useful for the treatment, prevention, delay of onset, amelioration of any pathology associated with A $\beta$  and/or a symptom thereof. Non-limiting examples of pathologies associated with A $\beta$  include: Alzheimer's Disease, Down's syndrome, Parkinson's disease, memory loss, memory loss associated with Alzheimer's disease, memory loss associated with Parkinson's disease,

- 24 -

attention deficit symptoms, attention deficit symptoms associated with Alzheimer's disease ("AD"), Parkinson's disease, and/or Down's syndrome, dementia, stroke, microgliosis and brain inflammation, pre-senile dementia, senile dementia, dementia associated with Alzheimer's disease, Parkinson's disease, and/or Down's syndrome, progressive supranuclear palsy, cortical basal degeneration, neurodegeneration, olfactory impairment, olfactory impairment associated with Alzheimer's disease, Parkinson's disease, and/or Down's syndrome,  $\beta$ -amyloid angiopathy, cerebral amyloid angiopathy, hereditary cerebral hemorrhage, mild cognitive impairment ("MCI"), glaucoma, amyloidosis, type II diabetes, hemodialysis complications (from  $\beta_2$  microglobulins and complications arising therefrom in hemodialysis patients), scrapie, bovine spongiform encephalitis, and Creutzfeld-Jakob disease, comprising administering to said patient at least one compound of the invention, or a tautomer or isomer thereof, or pharmaceutically acceptable salt or solvate of said compound or said tautomer, in an amount effective to inhibit or treat said pathology or pathologies.

Non-limiting examples of additional therapeutic agents for that may be useful in combination with compounds of the invention include: muscarinic antagonists (e.g.,  $m_1$  agonists (such as acetylcholine, oxotremorine, carbachol, or McNa343), or  $m_2$  antagonists (such as atropine, dicycloverine, tolterodine, oxybutynin, ipratropium, methoctramine, tripitamine, or gallamine)); cholinesterase inhibitors (e.g., acetyl- and/or butyrylcholinesterase inhibitors such as donepezil (Aricept®, ( $\pm$ )-2,3-dihydro-5,6-dimethoxy-2-[[1-(phenylmethyl)-4-piperidinyl]methyl]-1 H -inden-1-one hydrochloride), galantamine (Razadyne®), and rivastigmine (Exelon®); N-methyl-D-aspartate receptor antagonists (e.g., Namenda® (memantine HCl, available from Forrest Pharmaceuticals, Inc.); combinations of cholinesterase inhibitors and N-methyl-D-aspartate receptor antagonists; gamma secretase modulators; gamma secretase inhibitors; non-steroidal anti-inflammatory agents; anti-inflammatory agents that can reduce neuroinflammation; anti-amyloid antibodies (such as bapineuzemab, Wyeth/Elan); vitamin E; nicotinic acetylcholine receptor agonists; CB1 receptor inverse agonists or CB1 receptor antagonists; antibiotics; growth hormone secretagogues; histamine H3 antagonists; AMPA agonists; PDE4 inhibitors; GABA<sub>A</sub> inverse agonists; inhibitors of amyloid aggregation; glycogen synthase kinase beta inhibitors; promoters of alpha secretase activity; PDE-10 inhibitors; Tau kinase inhibitors (e.g., GSK3beta inhibitors, cdk5 inhibitors, or ERK inhibitors); Tau aggregation inhibitors (e.g., Rember®); RAGE inhibitors (e.g., TTP 488 (PF-4494700)); anti-Abeta vaccine; APP ligands;

- 25 -

agents that upregulate insulin, cholesterol lowering agents such as HMG-CoA reductase inhibitors (for example, statins such as Atorvastatin, Fluvastatin, Lovastatin, Mevastatin, Pitavastatin, Pravastatin, Rosuvastatin, Simvastatin) and/or cholesterol absorption inhibitors (such as Ezetimibe), or combinations of HMG-CoA reductase inhibitors and cholesterol  
5 absorption inhibitors (such as, for example, Vytorin®); fibrates (such as, for example, clofibrate, Clofibrade, Etofibrate, and Aluminium Clofibrate); combinations of fibrates and cholesterol lowering agents and/or cholesterol absorption inhibitors; nicotinic receptor agonists; niacin; combinations of niacin and cholesterol absorption inhibitors and/or cholesterol lowering agents (e.g., Simcor® (niacin/simvastatin, available from Abbott  
10 Laboratories, Inc.); LXR agonists; LRP mimics; H3 receptor antagonists; histone deacetylase inhibitors; hsp90 inhibitors; 5-HT4 agonists (e.g., PRX-03140 (Epix Pharmaceuticals)); 5-HT6 receptor antagonists; mGluR1 receptor modulators or antagonists; mGluR5 receptor modulators or antagonists; mGluR2/3 antagonists; Prostaglandin EP2 receptor antagonists; PAI-1 inhibitors; agents that can induce Abeta efflux such as gelsolin; Metal-protein  
15 attenuating compound (e.g, PBT2); and GPR3 modulators; and antihistamines such as Dimebolin (e.g., Dimebon®, Pfizer).

Another embodiment provides a method of preparing a pharmaceutical composition comprising the step of admixing at least one compound of the invention, or a tautomer or stereoisomer thereof, or pharmaceutically acceptable salt or solvate of said compound, said  
20 stereoisomer, or said tautomer, and a pharmaceutically acceptable carrier or diluent.

Another embodiment provides a method of inhibiting  $\beta$ -secretase comprising exposing a population of cells expressing  $\beta$ -secretase to at least one compound of the invention, or a tautomer or stereoisomer thereof, or pharmaceutically acceptable salt or solvate of said  
25 compound, said stereoisomer, or said tautomer, in an amount effective to inhibit  $\beta$ -secretase. In one such embodiment, said population of cells is *in vivo*. In another such embodiment, said population of cells is *ex vivo*. In another such embodiment, said population of cells is *in vitro*.

Additional embodiments in which the compounds of the invention may be useful include: a method of inhibiting  $\beta$ -secretase in a patient in need thereof. A method of inhibiting the formation of A $\beta$  from APP in a patient in need thereof. A method of inhibiting the  
30 formation of A $\beta$  plaque and/or A $\beta$  fibrils and/or A $\beta$  oligomers and/or senile plaques and/or neurofibrillary tangles and/or inhibiting the deposition of amyloid protein (e.g., amyloid beta

- 26 -

protein) in, on or around neurological tissue (e.g., the brain), in a patient in need thereof. Each such embodiment comprises administering at least one compound of the invention, or a tautomer or stereoisomer thereof, or pharmaceutically acceptable salt or solvate of said compound, said stereoisomer, or said tautomer, in a therapeutically effective amount to inhibit  
5 said pathology or condition in said patient.

Additional embodiments in which the compounds of the invention may be useful include: a method of treating, preventing, and/or delaying the onset of one or more pathologies associated with A $\beta$  and/or one or more symptoms of one or more pathologies associated with A $\beta$ . Non-limiting examples of pathologies which may be associated with A $\beta$  include:  
10 Alzheimer's Disease, Down's syndrome, Parkinson's disease, memory loss, memory loss associated with Alzheimer's disease, memory loss associated with Parkinson's disease, attention deficit symptoms, attention deficit symptoms associated with Alzheimer's disease ("AD"), Parkinson's disease, and/or Down's syndrome, dementia, stroke, microgliosis and brain inflammation, pre-senile dementia, senile dementia, dementia associated with  
15 Alzheimer's disease, Parkinson's disease, and/or Down's syndrome, progressive supranuclear palsy, cortical basal degeneration, neurodegeneration, olfactory impairment, olfactory impairment associated with Alzheimer's disease, Parkinson's disease, and/or Down's syndrome,  $\beta$ -amyloid angiopathy, cerebral amyloid angiopathy, hereditary cerebral hemorrhage, mild cognitive impairment ("MCI"), glaucoma, amyloidosis, type II diabetes,  
20 hemodialysis complications (from  $\beta_2$  microglobulins and complications arising therefrom in hemodialysis patients), scrapie, bovine spongiform encephalitis, and Creutzfeld-Jakob disease, said method(s) comprising administering to said patient in need thereof at least one compound of the invention, or a tautomer or stereoisomer thereof, or pharmaceutically acceptable salt or solvate of said compound, said stereoisomer, or said tautomer, in an amount effective to inhibit  
25 said pathology or pathologies.

Another embodiment in which the compounds of the invention may be useful includes a method of treating Alzheimer's disease, wherein said method comprises administering an effective (i.e., therapeutically effective) amount of one or more compounds of the invention (or a tautomer or stereoisomer thereof, or pharmaceutically acceptable salt or solvate of said  
30 compound, said stereoisomer, or said tautomer), optionally in further combination with one or more additional therapeutic agents which may be effective to treat Alzheimer's disease or a

disease or condition associated therewith, to a patient in need of treatment. In embodiments wherein one or more additional therapeutic agents are administered, such agents may be administered sequentially or together. Non-limiting examples of associated diseases or conditions, and non-limiting examples of suitable additional therapeutically active agents, are as described above.

Another embodiment in which the compounds of the invention may be useful includes a method of treating mild cognitive impairment ("MCI"), wherein said method comprises administering an effective (i.e., therapeutically effective) amount of one or more compounds of the invention (or a tautomer or stereoisomer thereof, or pharmaceutically acceptable salt or solvate of said compound, said stereoisomer, or said tautomer) to a patient in need of treatment. In one such embodiment, treatment is commenced prior to the onset of symptoms.

Another embodiment in which the compounds of the invention may be useful includes a method of preventing, or alternatively of delaying the onset, of mild cognitive impairment or, in a related embodiment, of preventing or alternatively of delaying the onset of Alzheimer's disease. In such embodiments, treatment can be initiated prior to the onset of symptoms, in some embodiments significantly before (e.g., from several months to several years before) the onset of symptoms to a patient at risk for developing MCI or Alzheimer's disease. Thus, such methods comprise administering, prior to the onset of symptoms or clinical or biological evidence of MCI or Alzheimer's disease (e.g., from several months to several years before, an effective (i.e., therapeutically effective), and over a period of time and at a frequency of dose sufficient for the therapeutically effective degree of inhibition of the BACE enzyme over the period of treatment, an amount of one or more compounds of the invention (or a tautomer or stereoisomer thereof, or pharmaceutically acceptable salt or solvate of said compound, said stereoisomer, or said tautomer) to a patient in need of treatment.

Another embodiment in which the compounds of the invention may be useful includes a method of treating Down's syndrome, comprising administering an effective (i.e., therapeutically effective) amount of one or more compounds of the invention (or a tautomer or stereoisomer thereof, or pharmaceutically acceptable salt or solvate of said compound, said stereoisomer, or said tautomer) to a patient in need of treatment.

Another embodiment in which the compounds of the invention may be useful includes a kit comprising, in separate containers, in a single package, pharmaceutical compositions for use in combination, wherein one container comprises an effective amount of a compound of

- 28 -

the invention (or a tautomer or stereoisomer thereof, or pharmaceutically acceptable salt or solvate of said compound, said stereoisomer, or said tautomer) in a pharmaceutically acceptable carrier, and another container (i.e., a second container) comprises an effective amount of another pharmaceutically active ingredient, the combined quantities of the compound of the invention and the other pharmaceutically active ingredient being effective to:

5 (a) treat Alzheimer's disease, or (b) inhibit the deposition of amyloid protein in, on or around neurological tissue (e.g., the brain), or (c) treat neurodegenerative diseases, or (d) inhibit the activity of BACE-1 and/or BACE-2.

In various embodiments, the compositions and methods disclosed above and below wherein the compound(s) of the invention is a compound or compounds selected from the group consisting of the exemplary compounds of the invention described below.

10

In another embodiment, the invention provides for the use of a compound of the invention, or a tautomer or stereoisomer thereof, or pharmaceutically acceptable salt or solvate of said compound, said stereoisomer, or said tautomer, in the manufacture of a medicament which may be useful in: the treatment, the delay of onset, and/or the prevention of one or more A $\beta$  pathologies and/or in the treatment, the delay of onset, and/or the prevention of one or more symptoms of one or more A $\beta$  pathologies.

15

#### DEFINITIONS

The terms used herein have their ordinary meaning and the meaning of such terms is independent at each occurrence thereof. That notwithstanding and except where stated otherwise, the following definitions apply throughout the specification and claims. Chemical names, common names and chemical structures may be used interchangeably to describe that same structure. These definitions apply regardless of whether a term is used by itself or in combination with other terms, unless otherwise indicated. Hence the definition of "alkyl" applies to "alkyl" as well as the "alkyl" portion of "hydroxyalkyl", "haloalkyl", arylalkyl-, alkylaryl-, "alkoxy" etc.

20

25

It shall be understood that, in the various embodiments of the invention described herein, any variable not explicitly defined in the context of the embodiment is as defined in Formula (I). All valences not explicitly filled are assumed to be filled by hydrogen.

- 29 -

"Patient" includes both human and non-human animals. Non-human animals include those research animals and companion animals such as mice, primates, monkeys, great apes, canine (*e.g.*, dogs), and feline (*e.g.*, house cats).

"Pharmaceutical composition" (or "pharmaceutically acceptable composition") means a composition suitable for administration to a patient. Such compositions may contain the neat compound (or compounds) of the invention or mixtures thereof, or salts, solvates, prodrugs, isomers, or tautomers thereof, or they may contain one or more pharmaceutically acceptable carriers or diluents. The term "pharmaceutical composition" is also intended to encompass both the bulk composition and individual dosage units comprised of more than one (*e.g.*, two) pharmaceutically active agents such as, for example, a compound of the present invention and an additional agent selected from the lists of the additional agents described herein, along with any pharmaceutically inactive excipients. The bulk composition and each individual dosage unit can contain fixed amounts of the afore-said "more than one pharmaceutically active agents". The bulk composition is material that has not yet been formed into individual dosage units. An illustrative dosage unit is an oral dosage unit such as tablets, pills and the like. Similarly, the herein-described method of treating a patient by administering a pharmaceutical composition of the present invention is also intended to encompass the administration of the afore-said bulk composition and individual dosage units.

"Halogen" (or "halo") means fluorine, chlorine, bromine, or iodine. Preferred are fluorine, chlorine and bromine.

"Alkyl" means an aliphatic hydrocarbon group which may be straight or branched and comprising about 1 to about 20 carbon atoms in the chain. Preferred alkyl groups contain about 1 to about 12 carbon atoms in the chain. More preferred alkyl groups contain about 1 to about 6 carbon atoms in the chain. Branched means that one or more lower alkyl groups such as methyl, ethyl or propyl, are attached to a linear alkyl chain. "Lower alkyl" means a group having about 1 to about 6 carbon atoms in the chain which may be straight or branched. Non-limiting examples of suitable alkyl groups include methyl, ethyl, n-propyl, isopropyl and t-butyl.

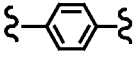
"Haloalkyl" means an alkyl as defined above wherein one or more hydrogen atoms on the alkyl is replaced by a halo group defined above.

"Heteroalkyl" means an alkyl moiety as defined above, having one or more carbon atoms, for example one, two or three carbon atoms, replaced with one or more heteroatoms,

- 30 -

which may be the same or different, where the point of attachment to the remainder of the molecule is through a carbon atom of the heteroalkyl radical. Suitable such heteroatoms include O, S, S(O), S(O)<sub>2</sub>, and -NH-, -N(alkyl)-. Non-limiting examples include ethers, thioethers, amines, and the like.

5 "Alkenyl" means an aliphatic hydrocarbon group containing at least one carbon-carbon double bond and which may be straight or branched and comprising about 2 to about 15 carbon atoms in the chain. Preferred alkenyl groups have about 2 to about 12 carbon atoms in the chain; and more preferably about 2 to about 6 carbon atoms in the chain. Branched means that one or more lower alkyl groups such as methyl, ethyl or propyl, are attached to a linear  
10 alkenyl chain. "Lower alkenyl" means about 2 to about 6 carbon atoms in the chain which may be straight or branched. Non-limiting examples of suitable alkenyl groups include ethenyl, propenyl, n-butenyl, 3-methylbut-2-enyl, n-pentenyl, octenyl and decenyl.

"Alkylene" means a difunctional group obtained by removal of a hydrogen atom from an alkyl group that is defined above. Non-limiting examples of alkylene include methylene,  
15 ethylene and propylene. More generally, the suffix "ene" on alkyl, aryl, heterocycloalkyl, etc. indicates a divalent moiety, e.g., -CH<sub>2</sub>CH<sub>2</sub>- is ethylene, and  is para-phenylene.

"Alkynyl" means an aliphatic hydrocarbon group containing at least one carbon-carbon triple bond and which may be straight or branched and comprising about 2 to about 15 carbon atoms in the chain. Preferred alkynyl groups have about 2 to about 12 carbon atoms in the  
20 chain; and more preferably about 2 to about 4 carbon atoms in the chain. Branched means that one or more lower alkyl groups such as methyl, ethyl or propyl, are attached to a linear alkynyl chain. "Lower alkynyl" means about 2 to about 6 carbon atoms in the chain which may be straight or branched. Non-limiting examples of suitable alkynyl groups include ethynyl, propynyl, 2-butyne and 3-methylbutynyl.

25 "Alkenylene" means a difunctional group obtained by removal of a hydrogen from an alkenyl group that is defined above. Non-limiting examples of alkenylene include -CH=CH-, -C(CH<sub>3</sub>)=CH-, and -CH=CHCH<sub>2</sub>-.

"Aryl" means an aromatic monocyclic or polycyclic ring system comprising about 6 to about 14 carbon atoms, preferably about 6 to about 10 carbon atoms. The aryl group can be  
30 optionally substituted with one or more "ring system substituents" which may be the same or

- 31 -

different, and are as defined herein. Non-limiting examples of suitable aryl groups include phenyl and naphthyl. "Monocyclic aryl" means phenyl.

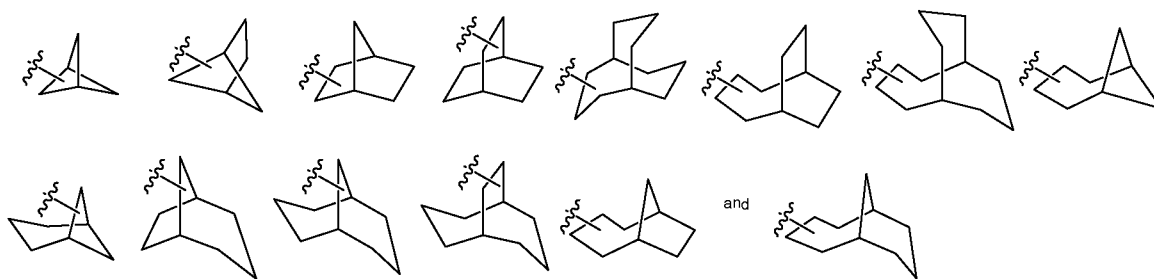
"Heteroaryl" means an aromatic monocyclic or multicyclic ring system comprising about 5 to about 14 ring atoms, preferably about 5 to about 10 ring atoms, in which one or more of the ring atoms is an element other than carbon, for example nitrogen, oxygen or sulfur, alone or in combination. Preferred heteroaryls contain about 5 to about 6 ring atoms. The "heteroaryl" can be optionally substituted by one or more substituents, which may be the same or different, as defined herein. The prefix aza, oxa or thia before the heteroaryl root name means that at least a nitrogen, oxygen or sulfur atom respectively, is present as a ring atom. A nitrogen atom of a heteroaryl can be optionally oxidized to the corresponding N-oxide.

"Heteroaryl" may also include a heteroaryl as defined above fused to an aryl as defined above. Non-limiting examples of suitable heteroaryls include pyridyl, pyrazinyl, furanyl, thienyl (which alternatively may be referred to as thiophenyl), pyrimidinyl, pyridone (including N-substituted pyridones), isoxazolyl, isothiazolyl, oxazolyl, oxadiazolyl, thiazolyl, thiadiazolyl, pyrazolyl, furazanyl, pyrrolyl, pyrazolyl, triazolyl, 1,2,4-thiadiazolyl, pyrazinyl, pyridazinyl, quinoxalinyl, phthalazinyl, oxindolyl, imidazo[1,2-a]pyridinyl, imidazo[2,1-b]thiazolyl, benzofurazanyl, indolyl, azaindolyl, benzimidazolyl, benzothienyl, quinolinyl, imidazolyl, thienopyridyl, quinazolinyl, thienopyrimidyl, pyrrolopyridyl, imidazopyridyl, isoquinolinyl, benzoazaindolyl, 1,2,4-triazinyl, benzothiazolyl and the like. The term "heteroaryl" also refers to partially saturated heteroaryl moieties such as, for example, tetrahydroisoquinolyl, tetrahydroquinolyl and the like. The term "monocyclic heteroaryl" refers to monocyclic versions of heteroaryl as described above and includes 4- to 7-membered monocyclic heteroaryl groups comprising from 1 to 4 ring heteroatoms, said ring heteroatoms being independently selected from the group consisting of N, O, and S, and oxides thereof. The point of attachment to the parent moiety is to any available ring carbon or ring heteroatom. Non-limiting examples of monocyclic heteroaryl moieties include pyridyl, pyrazinyl, furanyl, thienyl, pyrimidinyl, pyridazinyl, pyridoneyl, thiazolyl, isothiazolyl, oxazolyl, oxadiazolyl, isoxazolyl, pyrazolyl, furazanyl, pyrrolyl, pyrazolyl, triazolyl, thiadiazolyl (e.g., 1,2,4-thiadiazolyl), imidazolyl, and triazinyl (e.g., 1,2,4-triazinyl), and oxides thereof.

"Cycloalkyl" means a non-aromatic monocyclic or multicyclic ring system comprising about 3 to about 10 carbon atoms, preferably about 3 to about 6 carbon atoms. The cycloalkyl can be optionally substituted with one or more substituents, which may be the same or

- 32 -

different, as described herein. Monocyclic cycloalkyl refers to monocyclic versions of the cycloalkyl moieties described herein. Non-limiting examples of suitable monocyclic cycloalkyls include cyclopropyl, cyclopentyl, cyclohexyl, cycloheptyl and the like. Non-limiting examples of multicyclic cycloalkyls include [1.1.1]-bicyclopentane, 1-decalinyl, norbornyl, adamantyl and the like.



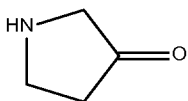
"Cycloalkenyl" means a non-aromatic mono or multicyclic ring system comprising about 3 to about 10 carbon atoms, preferably about 5 to about 10 carbon atoms which contain at least one carbon-carbon double bond. Preferred cycloalkenyl rings contain about 5 to about 7 ring atoms. The cycloalkenyl can be optionally substituted with one or more substituents, which may be the same or different, as described herein. The term "monocyclic cycloalkenyl" refers to monocyclic versions of cycloalkenyl groups described herein and includes non-aromatic 3- to 7-membered monocyclic cycloalkyl groups which contains one or more carbon-carbon double bonds. Non-limiting examples include cyclopropenyl, cyclobutenyl, cyclopentenyl, cyclohexenyl, cycloheptenyl, cyclohepta-1,3-dienyl, and the like. Non-limiting example of a suitable multicyclic cycloalkenyl is norbornenyl.

"Heterocycloalkyl" (or "heterocyclyl") means a non-aromatic saturated monocyclic or multicyclic ring system comprising about 3 to about 10 ring atoms, preferably about 5 to about 10 ring atoms, in which one or more of the atoms in the ring system is an element other than carbon, for example nitrogen, oxygen or sulfur, alone or in combination. There are no adjacent oxygen and/or sulfur atoms present in the ring system. Preferred heterocyclyls contain about 5 to about 6 ring atoms. The prefix aza, oxa or thia before the heterocyclyl root name means that at least a nitrogen, oxygen or sulfur atom respectively is present as a ring atom. Any -NH in a heterocyclyl ring may exist protected such as, for example, as an -N(Boc), -N(CBz), -N(Tos) group and the like; such protections are also considered part of this invention. The heterocyclyl can be optionally substituted by one or more substituents, which may be the same or different, as described herein. The nitrogen or sulfur atom of the heterocyclyl can be optionally oxidized

- 33 -

to the corresponding N-oxide, S-oxide or S,S-dioxide. Thus, the term "oxide," when it appears in a definition of a variable in a general structure described herein, refers to the corresponding N-oxide, S-oxide, or S,S-dioxide. "Heterocyclyl" also includes rings wherein =O replaces two available hydrogens on the same carbon atom (i.e., heterocyclyl includes rings having a

5 carbonyl group in the ring). Such =O groups may be referred to herein as "oxo." An example

of such a moiety is pyrrolidinone (or pyrrolidone): . As used herein, the term

"monocyclic heterocycloalkyl" refers monocyclic versions of the heterocycloalkyl moieties

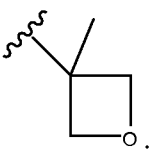
described herein and include a 4- to 7-membered monocyclic heterocycloalkyl groups comprising from 1 to 4 ring heteroatoms, said ring heteroatoms being independently selected

10 from the group consisting of N, N-oxide, O, S, S-oxide, S(O), and S(O)<sub>2</sub>. The point of attachment to the parent moiety is to any available ring carbon or ring heteroatom. Non-

limiting examples of monocyclic heterocycloalkyl groups include piperidyl, oxetanyl, pyrrolyl, piperazinyl, morpholinyl, thiomorpholinyl, thiazolidinyl, 1,4-dioxanyl, tetrahydrofuranyl,

tetrahydrothiophenyl, *beta* lactam, *gamma* lactam, *delta* lactam, *beta* lactone, *gamma* lactone,

15 *delta* lactone, and pyrrolidinone, and oxides thereof. Non-limiting examples of lower alkyl-

substituted oxetanyl include the moiety: .

"Heterocycloalkenyl" (or "heterocyclenyl") means a non-aromatic monocyclic or multicyclic ring system comprising about 3 to about 10 ring atoms, preferably about 5 to about 10 ring atoms, in which one or more of the atoms in the ring system is an element other than

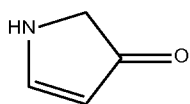
20 carbon, for example nitrogen, oxygen or sulfur atom, alone or in combination, and which contains at least one carbon-carbon double bond or carbon-nitrogen double bond. There are no adjacent oxygen and/or sulfur atoms present in the ring system. Preferred heterocyclenyl rings contain about 5 to about 6 ring atoms. The prefix aza, oxa or thia before the heterocyclenyl root name means that at least a nitrogen, oxygen or sulfur atom respectively is present as a ring

25 atom. The heterocyclenyl can be optionally substituted by one or more substituents, which may be the same or different, as described herein. The nitrogen or sulfur atom of the heterocyclenyl can be optionally oxidized to the corresponding N-oxide, S-oxide or S,S-dioxide. Non-limiting examples of suitable heterocyclenyl groups include 1,2,3,4-

- 34 -

tetrahydropyridinyl, 1,2-dihydropyridinyl, 1,4-dihydropyridinyl, 1,2,3,6-tetrahydropyridinyl, 1,4,5,6-tetrahydropyrimidinyl, 2-pyrrolinyl, 3-pyrrolinyl, 2-imidazoliny, 2-pyrazoliny, dihydroimidazolyl, dihydrooxazolyl, dihydrooxadiazolyl, dihydrothiazolyl, 3,4-dihydro-2H-pyranyl, dihydrofuranyl, fluorodihydrofuranyl, 7-oxabicyclo[2.2.1]heptenyl,

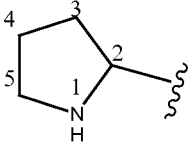
5 dihydrothiophenyl, dihydrothiopyranyl, and the like. "Heterocyclenyl" also includes rings wherein =O replaces two available hydrogens on the same carbon atom (i.e., heterocyclenyl includes rings having a carbonyl group in the ring). Example of such moiety is pyrrolidenone



(or pyrrolone): . As used herein, the term "monocyclic heterocycloalkenyl"

10 4- to 7-membered monocyclic heterocycloalkenyl groups comprising from 1 to 4 ring heteroatoms, said ring heteroatoms being independently selected from the group consisting of N, N-oxide, O, S, S-oxide, S(O), and S(O)<sub>2</sub>. The point of attachment to the parent moiety is to any available ring carbon or ring heteroatom. Non-limiting examples of monocyclic heterocycloalkenyl groups include 1,2,3,4- tetrahydropyridinyl, 1,2-dihydropyridinyl, 1,4-  
15 dihydropyridinyl, 1,2,3,6-tetrahydropyridinyl, 1,4,5,6-tetrahydropyrimidinyl, 2-pyrrolinyl, 3-pyrrolinyl, 2-imidazoliny, 2-pyrazoliny, dihydroimidazolyl, dihydrooxazolyl, dihydrooxadiazolyl, dihydrothiazolyl, 3,4-dihydro-2H-pyranyl, dihydrofuranyl, fluorodihydrofuranyl, dihydrothiophenyl, and dihydrothiopyranyl, and oxides thereof.

20 It should be noted that in hetero-atom containing ring systems of this invention, there are no hydroxyl groups on carbon atoms adjacent to a N, O or S, as well as there are no N or S

groups on carbon adjacent to another heteroatom.  , there is no -OH attached directly to carbons marked 2 and 5.

25 As used herein, the term "multicyclic group" refers to a fused ring system comprising two (bicyclic), three (tricyclic), or more fused rings, wherein each ring of the fused ring system is independently selected from the group consisting of phenyl, monocyclic heteroaryl, monocyclic cycloalkyl, monocyclic cycloalkenyl, monocyclic heterocycloalkyl, and monocyclic heterocycloalkenyl, as defined above. The point of attachment to the parent moiety is to any available ring carbon or (if present) ring heteroatom on any of the fused rings.

- 35 -

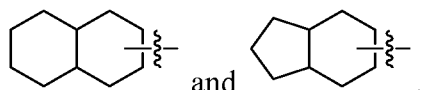
It shall be understood that each of the following multicyclic groups pictured may be unsubstituted or substituted, as described herein. Only the point of attachment to the parent moiety is shown by the wavy line.

The term multicyclic group includes bicyclic aromatic groups. Non-limiting examples

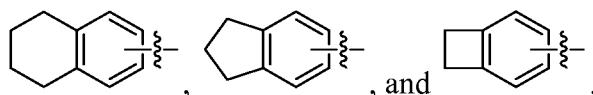
5 of multicyclic groups which are bicyclic aromatic groups include: .

The term multicyclic group thus includes bicyclic heteroaromatic groups comprising from 1 to 3 ring heteroatoms, each said ring heteroatom being independently selected from the group consisting of N, O, and S, S(O), S(O)<sub>2</sub>, and oxides of N, O, and S, and oxides thereof.

10 The term multicyclic group includes saturated bicyclic cycloalkyl groups. Non-limiting examples of multicyclic groups which are saturated bicyclic cycloalkyl groups include the following:



15 The term multicyclic group includes partially unsaturated bicyclic cycloalkyl groups. Non-limiting examples of multicyclic groups which comprise partially unsaturated bicyclic cycloalkyl groups include the following:



The term multicyclic groups includes partially or fully saturated bicyclic groups comprising from 1 to 3 ring heteroatoms, each said ring heteroatom is independently selected from the group consisting of N, O, and S, S(O), S(O)<sub>2</sub>, and oxides of N, O, and S.

20 The term multicyclic group includes aromatic tricyclic groups, cycloalkyl tricyclic groups, as well as heteroaromatic and partially and fully saturated tricyclic groups. For tricyclic groups comprising ring heteroatoms, said tricyclic groups comprise one or more (e.g., from 1 to 5) ring heteroatoms, wherein each said ring heteroatom is independently selected from N, O, and S, S(O), S(O)<sub>2</sub>, and oxides of N, O, and S:

25 "Arylalkyl" (or "aralkyl") means an aryl-alkyl- group in which the aryl and alkyl are as previously described. Preferred aralkyls comprise a lower alkyl group. Non-limiting examples of suitable aralkyl groups include benzyl, 2-phenethyl and naphthalenylmethyl. The bond to the parent moiety is through the alkyl. The term (and similar terms) may be written as "arylalkyl-" (or as "-alkyl-aryl") to indicate the point of attachment to the parent moiety.

- 36 -

Similarly, "heteroarylalkyl", "cycloalkylalkyl", "cycloalkenylalkyl", "heterocycloalkylalkyl", "heterocycloalkenylalkyl", etc., mean a heteroaryl, cycloalkyl, cycloalkenyl, heterocycloalkyl, heterocycloalkenyl, etc. as described herein bound to a parent moiety through an alkyl group. Preferred groups contain a lower alkyl group. Such alkyl groups may be straight or branched, unsubstituted and/or substituted as described herein.

"Alkylaryl" means an alkyl-aryl- group in which the alkyl and aryl are as previously described. Preferred alkylaryls comprise a lower alkyl group. Non-limiting example of a suitable alkylaryl group is tolyl. The bond to the parent moiety is through the aryl.

"Cycloalkylether" means a non-aromatic ring of 3 to 7 members comprising an oxygen atom and 2 to 7 carbon atoms. Ring carbon atoms can be substituted, provided that substituents adjacent to the ring oxygen do not include halo or substituents joined to the ring through an oxygen, nitrogen or sulfur atom.

"Cycloalkylalkyl" means a cycloalkyl moiety as defined above linked via an alkyl moiety (defined above) to a parent core. Non-limiting examples of suitable cycloalkylalkyls include cyclohexylmethyl, adamantylmethyl, adamantylpropyl, and the like.

"Cycloalkenylalkyl" means a cycloalkenyl moiety as defined above linked via an alkyl moiety (defined above) to a parent core. Non-limiting examples of suitable cycloalkenylalkyls include cyclopentenylmethyl, cyclohexenylmethyl and the like.

"Heteroarylalkyl" means a heteroaryl moiety as defined above linked via an alkyl moiety (defined above) to a parent core. Non-limiting examples of suitable heteroaryls include 2-pyridinylmethyl, quinolinylmethyl and the like.

"Heterocyclalkyl" (or "heterocycloalkyl") means a heterocycl moiety as defined above linked via an alkyl moiety (defined above) to a parent core. Non-limiting examples of suitable heterocyclalkyls include piperidinylmethyl, piperazinylmethyl and the like.

"Heterocyclenylalkyl" means a heterocyclenyl moiety as defined above linked via an alkyl moiety (defined above) to a parent core.

"Alkynylalkyl" means an alkynyl-alkyl- group in which the alkynyl and alkyl are as previously described. Preferred alkynylalkyls contain a lower alkynyl and a lower alkyl group. The bond to the parent moiety is through the alkyl. Non-limiting examples of suitable alkynylalkyl groups include propargylmethyl.

"Heteroaralkyl" means a heteroaryl-alkyl- group in which the heteroaryl and alkyl are as previously described. Preferred heteroaralkyls contain a lower alkyl group. Non-limiting examples of suitable aralkyl groups include pyridylmethyl, and quinolin-3-ylmethyl. The bond to the parent moiety is through the alkyl.

5 "Hydroxyalkyl" means a HO-alkyl- group in which alkyl is as previously defined. Preferred hydroxyalkyls contain lower alkyl. Non-limiting examples of suitable hydroxyalkyl groups include hydroxymethyl and 2-hydroxyethyl.

"Alkoxy" means an alkyl-O- group in which the alkyl group is as previously described. Non-limiting examples of suitable alkoxy groups include methoxy, ethoxy, *n*-propoxy, isopropoxy and *n*-butoxy. The bond to the parent moiety is through the ether oxygen.


10 "Alkoxyalkyl" means a group derived from an alkoxy and alkyl as defined herein. The bond to the parent moiety is through the alkyl.

Any of the foregoing functional groups may be unsubstituted or substituted as described herein. The term "substituted" means that one or more hydrogens on the designated atom is replaced with a selection from the indicated group, provided that the designated atom's normal valency under the existing circumstances is not exceeded, and that the substitution results in a stable compound. Combinations of substituents and/or variables are permissible only if such combinations result in stable compounds. By "stable compound" or "stable structure" is meant a compound that is sufficiently robust to survive isolation to a useful degree of purity from a reaction mixture, and formulation into an efficacious therapeutic agent.

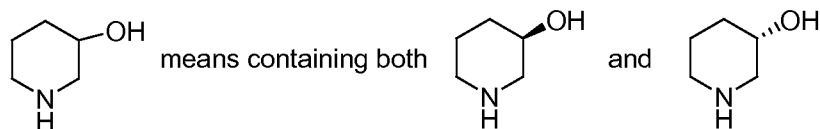
20 The term "optionally substituted" means optional substitution with the specified groups, radicals or moieties.


Substitution on a cycloalkylalkyl, heterocycloalkylalkyl, arylalkyl, heteroarylalkyl, arylfused cycloalkylalkyl- moiety or the like includes substitution on any ring portion and/or on the alkyl portion of the group.

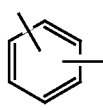
When a variable appears more than once in a group, e.g.,  $R^6$  in  $-N(R^6)_2$ , or a variable appears more than once in a structure presented herein, the variables can be the same or different.

30 The line , as a bond generally indicates a mixture of, or either of, the possible isomers, e.g., containing (R)- and (S)- stereochemistry. For example:

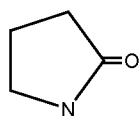
- 38 -



The wavy line , as used herein, indicates a point of attachment to the rest of the

compound. Lines drawn into the ring systems, such as, for example: , indicate that the indicated line (bond) may be attached to any of the substitutable ring carbon atoms.

- 5 "Oxo" is defined as a oxygen atom that is double bonded to a ring carbon in a cycloalkyl, cycloalkenyl, heterocyclyl, heterocyclenyl, or other ring described herein, e.g.,



In this specification, where there are multiple oxygen and/or sulfur atoms in a ring system, there cannot be any adjacent oxygen and/or sulfur present in said ring system.

- 10 As well known in the art, a bond drawn from a particular atom wherein no moiety is depicted at the terminal end of the bond indicates a methyl group bound through that bond to the atom, unless stated otherwise. For example:



- 15 In another embodiment, the compounds of the invention, and/or compositions comprising them, are present in isolated and/or purified form. The term "purified", "in purified form" or "in isolated and purified form" for a compound refers to the physical state of said compound after being isolated from a synthetic process (e.g. from a reaction mixture), or natural source or combination thereof. Thus, the term "purified", "in purified form" or "in isolated and purified form" for a compound refers to the physical state of said compound (or a
- 20 tautomer or stereoisomer thereof, or pharmaceutically acceptable salt or solvate of said compound, said stereoisomer, or said tautomer) after being obtained from a purification process or processes described herein or well known to the skilled artisan (e.g., chromatography, recrystallization and the like), in sufficient purity to be suitable for in vivo or

- 39 -

medicinal use and/or characterizable by standard analytical techniques described herein or well known to the skilled artisan.

When a functional group in a compound is termed "protected", this means that the group is in modified form to preclude undesired side reactions at the protected site when the compound is subjected to a reaction. Suitable protecting groups will be recognized by those  
5 with ordinary skill in the art as well as by reference to standard textbooks such as, for example, T. W. Greene *et al*, *Protective Groups in organic Synthesis* (1991), Wiley, New York.

Those skilled in the art will recognize those instances in which the compounds of the invention may be converted to prodrugs and/or solvates, another embodiment of the present  
10 invention. A discussion of prodrugs is provided in T. Higuchi and V. Stella, *Pro-drugs as Novel Delivery Systems* (1987) 14 of the A.C.S. Symposium Series, and in *Bioreversible Carriers in Drug Design*, (1987) Edward B. Roche, ed., American Pharmaceutical Association and Pergamon Press. The term "prodrug" means a compound (e.g, a drug precursor) that is transformed *in vivo* to yield a compound of the invention or a pharmaceutically acceptable salt,  
15 hydrate or solvate of the compound. The transformation may occur by various mechanisms (e.g., by metabolic or chemical processes), such as, for example, through hydrolysis in blood. A discussion of the use of prodrugs is provided by T. Higuchi and W. Stella, "Pro-drugs as Novel Delivery Systems," Vol. 14 of the A.C.S. Symposium Series, and in *Bioreversible Carriers in Drug Design*, ed. Edward B. Roche, American Pharmaceutical Association and  
20 Pergamon Press, 1987.

One or more compounds of the invention may exist in unsolvated as well as solvated forms with pharmaceutically acceptable solvents such as water, ethanol, and the like, and it is intended that the invention embrace both solvated and unsolvated forms where they exist. "Solvate" means a physical association of a compound of the invention with one or more  
25 solvent molecules. This physical association involves varying degrees of ionic and covalent bonding, including hydrogen bonding. In certain instances the solvate will be capable of isolation, for example when one or more solvent molecules are incorporated in the crystal lattice of the crystalline solid. "Solvate" encompasses both solution-phase and isolatable solvates. Non-limiting examples of suitable solvates include ethanlates, methanlates, and the like. "Hydrate" is a solvate wherein the solvent molecule is H<sub>2</sub>O.  
30

"Effective amount" or "therapeutically effective amount" is meant to describe an amount of compound or a composition of the present invention effective in inhibiting the

- 40 -

above-noted diseases and thus producing the desired therapeutic, ameliorative, inhibitory or preventative effect.

Those skilled in the art will recognize those instances in which the compounds of the invention may form salts. In such instances, another embodiment provides pharmaceutically acceptable salts of the compounds of the invention. Thus, reference to a compound of the invention herein is understood to include reference to salts thereof, unless otherwise indicated. The term "salt(s)", as employed herein, denotes any of the following: acidic salts formed with inorganic and/or organic acids, as well as basic salts formed with inorganic and/or organic bases. In addition, when a compound of the invention contains both a basic moiety, such as, but not limited to a pyridine or imidazole, and an acidic moiety, such as, but not limited to a carboxylic acid, zwitterions ("inner salts") may be formed and are included within the term "salt(s)" as used herein. Pharmaceutically acceptable (i.e., non-toxic, physiologically acceptable) salts are preferred, although other salts are also potentially useful. Salts of the compounds of the invention may be formed by methods known to those of ordinary skill in the art, for example, by reacting a compound of the invention with an amount of acid or base, such as an equivalent amount, in a medium such as one in which the salt precipitates or in an aqueous medium followed by lyophilization.

Exemplary acid addition salts which may be useful include acetates, ascorbates, benzoates, benzenesulfonates, bisulfates, borates, butyrates, citrates, camphorates, camphorsulfonates, fumarates, hydrochlorides, hydrobromides, hydroiodides, lactates, maleates, methanesulfonates, naphthalenesulfonates, nitrates, oxalates, phosphates, propionates, salicylates, succinates, sulfates, tartarates, thiocyanates, toluenesulfonates (also known as tosylates,) and the like. Additionally, acids which are generally considered suitable for the formation of pharmaceutically useful salts from basic pharmaceutical compounds are discussed, for example, by P. Stahl *et al*, Camille G. (eds.) *Handbook of Pharmaceutical Salts. Properties, Selection and Use*. (2002) Zurich: Wiley-VCH; S. Berge *et al*, *Journal of Pharmaceutical Sciences* (1977) 66(1) 1-19; P. Gould, *International J. of Pharmaceutics* (1986) 33 201-217; Anderson *et al*, *The Practice of Medicinal Chemistry* (1996), Academic Press, New York; and in *The Orange Book* (Food & Drug Administration, Washington, D.C. on their website). These disclosures are incorporated herein by reference thereto.

Exemplary basic salts include ammonium salts, alkali metal salts such as sodium, lithium, and potassium salts, alkaline earth metal salts such as calcium and magnesium salts,

- 41 -

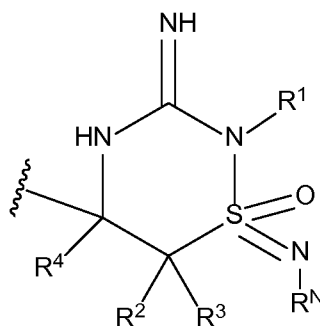
salts with organic bases (for example, organic amines) such as dicyclohexylamines, t-butyl amines, and salts with amino acids such as arginine, lysine and the like. Basic nitrogen-containing groups may be quarternized with agents such as lower alkyl halides (e.g. methyl, ethyl, and butyl chlorides, bromides and iodides), dialkyl sulfates (e.g. dimethyl, diethyl, and dibutyl sulfates), long chain halides (e.g. decyl, lauryl, and stearyl chlorides, bromides and iodides), aralkyl halides (e.g. benzyl and phenethyl bromides), and others.

All such acid salts and base salts are intended to be pharmaceutically acceptable salts within the scope of the invention and all acid and base salts are considered as potentially useful alternatives to the free forms of the corresponding compounds for purposes of the invention.

Another embodiment which may be useful includes pharmaceutically acceptable esters of the compounds of the invention. Such esters may include the following groups: (1) carboxylic acid esters obtained by esterification of the hydroxy groups, in which the non-carbonyl moiety of the carboxylic acid portion of the ester grouping is selected from straight or branched chain alkyl (for example, acetyl, n-propyl, t-butyl, or n-butyl), alkoxyalkyl (for example, methoxymethyl), aralkyl (for example, benzyl), aryloxyalkyl (for example, phenoxyethyl), aryl (for example, phenyl optionally substituted with, for example, halogen, C<sub>1-4</sub>alkyl, or C<sub>1-4</sub>alkoxy or amino); (2) sulfonate esters, such as alkyl- or aralkylsulfonyl (for example, methanesulfonyl); (3) amino acid esters (for example, L-valyl or L-isoleucyl); (4) phosphonate esters and (5) mono-, di- or triphosphate esters. The phosphate esters may be further esterified by, for example, a C<sub>1-20</sub> alcohol or reactive derivative thereof, or by a 2,3-di (C<sub>6-24</sub>)acyl glycerol.

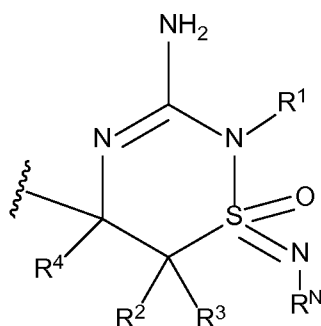
As mentioned herein, under certain conditions the compounds of the invention may form tautomers. Such tautomers, when present, comprise another embodiment of the invention. It shall be understood that all tautomeric forms of such compounds are within the scope of the compounds of the invention. For example, all keto-enol and imine-enamine forms of the compounds, when present, are included in the invention. Thus, a compounds of

- 42 -



the invention conforming to the formula:

, and its tautomer, which



can be depicted as:

are both contemplated as being within the scope

of the compounds of the invention. As noted above, while only one said tautomeric form of each compound is shown in the tables, it shall be understood that all tautomeric forms of the compounds are contemplated as being within the scope of the non-limiting example compounds of the invention.

The compounds of the invention may contain asymmetric or chiral centers, and, therefore, exist in different stereoisomeric forms. It is intended that all stereoisomeric forms of the compounds of the invention as well as mixtures thereof, including racemic mixtures, form part of the present invention. In addition, the present invention embraces all geometric and positional isomers. For example, if a compound of the invention incorporates a double bond or a fused ring, both the cis- and trans-forms, as well as mixtures, are embraced within the scope of the invention.

Where various stereoisomers of the compounds of the invention are possible, another embodiment provides for diastereomeric mixtures and individual enantiomers of the compounds of the invention. Diastereomeric mixtures can be separated into their individual diastereomers on the basis of their physical chemical differences by methods well known to those skilled in the art, such as, for example, by chromatography and/or fractional crystallization. Enantiomers can be separated by converting the enantiomeric mixture into a diastereomeric mixture by reaction with an appropriate optically active compound (e.g., chiral auxiliary such as a chiral alcohol or Mosher's acid chloride), separating the diastereomers and

converting (e.g., hydrolyzing) the individual diastereomers to the corresponding pure enantiomers. Also, some of the compounds of the invention may be atropisomers (e.g., substituted biaryls) and are considered as part of this invention. Enantiomers can also be separated by use of chiral HPLC column.

5 All stereoisomers (for example, geometric isomers, optical isomers and the like) of the compounds of the invention (including those of the salts, solvates, esters and prodrugs of the compounds as well as the salts, solvates and esters of the prodrugs), such as those which may exist due to asymmetric carbons on various substituents, including enantiomeric forms (which may exist even in the absence of asymmetric carbons), rotameric forms, atropisomers, and  
10 diastereomeric forms, are contemplated as embodiments within the scope of this invention, as are positional isomers (such as, for example, 4-pyridyl and 3-pyridyl). (For example, if a compound of the invention incorporates a double bond or a fused ring, both the cis- and trans-forms, as well as mixtures, are embraced within the scope of the invention. Also, for example, all keto-enol and imine-enamine forms of the compounds are included in the invention.)

15 Individual stereoisomers of the compounds of the invention may, for example, be substantially free of other isomers, or may be admixed, for example, as racemates or with all other, or other selected, stereoisomers. The chiral centers of the present invention can have the S or R configuration as defined by the *IUPAC* 1974 Recommendations. The use of the terms "salt", "solvate", "ester", "prodrug" and the like, is intended to equally apply to the salt,  
20 solvate, ester and prodrug of enantiomers, stereoisomers, rotamers, tautomers, positional isomers, racemates or prodrugs of the inventive compounds.

Another embodiment which may be useful include isotopically-labelled compounds of the invention. Such compounds are identical to those recited herein, but for the fact that one or more atoms are replaced by an atom having an atomic mass or mass number different from the  
25 atomic mass or mass number usually found in nature. Examples of isotopes that can be incorporated into compounds of the invention include isotopes of hydrogen, carbon, nitrogen, oxygen, phosphorus, fluorine and chlorine, such as  $^2\text{H}$ ,  $^3\text{H}$ ,  $^{11}\text{C}$ ,  $^{13}\text{C}$ ,  $^{14}\text{C}$ ,  $^{15}\text{N}$ ,  $^{18}\text{O}$ ,  $^{17}\text{O}$ ,  $^{31}\text{P}$ ,  $^{32}\text{P}$ ,  $^{35}\text{S}$ ,  $^{18}\text{F}$ , and  $^{36}\text{Cl}$ , respectively.

In the compounds of the invention, the atoms may exhibit their natural isotopic  
30 abundances, or one or more of the atoms may be artificially enriched in a particular isotope having the same atomic number, but an atomic mass or mass number different from the atomic mass or mass number predominantly found in nature. The present invention is meant to

include all suitable isotopic variations of the compounds of the invention. For example, different isotopic forms of hydrogen (H) include protium ( $^1\text{H}$ ) and deuterium ( $^2\text{H}$ ). Protium is the predominant hydrogen isotope found in nature. Enriching for deuterium may afford certain therapeutic advantages, such as increasing *in vivo* half-life or reducing dosage requirements, or  
5 may provide a compound useful as a standard for characterization of biological samples.

Isotopically-enriched compounds of the invention can be prepared without undue experimentation by conventional techniques well known to those skilled in the art or by processes analogous to those described in the schemes and examples herein using appropriate isotopically-enriched reagents and/or intermediates.

10 Polymorphic forms of the compounds of the invention, and of the salts, solvates, esters and prodrugs of the compounds of the invention, are intended to be included in the present invention.

Another embodiment provides suitable dosages and dosage forms of the compounds of the invention. Suitable doses for administering compounds of the invention to patients may  
15 readily be determined by those skilled in the art, e.g., by an attending physician, pharmacist, or other skilled worker, and may vary according to patient health, age, weight, frequency of administration, use with other active ingredients, and/or indication for which the compounds are administered. Doses may range from about 0.001 to 500 mg/kg of body weight/day of the compound of the invention. In one embodiment, the dosage is from about 0.01 to about 25  
20 mg/kg of body weight/day of a compound of the invention, or a pharmaceutically acceptable salt or solvate of said compound. In another embodiment, the quantity of active compound in a unit dose of preparation may be varied or adjusted from about 1 mg to about 100 mg, preferably from about 1 mg to about 50 mg, more preferably from about 1 mg to about 25 mg, according to the particular application. In another embodiment, a typical recommended daily  
25 dosage regimen for oral administration can range from about 1 mg/day to about 500 mg/day, preferably 1 mg/day to 200 mg/day, in two to four divided doses.

When used in combination with one or more additional therapeutic agents, the compounds of this invention may be administered together or sequentially. When administered sequentially, compounds of the invention may be administered before or after the  
30 one or more additional therapeutic agents, as determined by those skilled in the art or patient preference.

- 45 -

If formulated as a fixed dose, such combination products employ the compounds of this invention within the dosage range described herein and the other pharmaceutically active agent or treatment within its dosage range.

Accordingly, another embodiment provides combinations comprising an amount of at least one compound of the invention, or a pharmaceutically acceptable salt, solvate, ester or prodrug thereof, and an effective amount of one or more additional agents described above.

Another embodiment provides for pharmaceutically acceptable compositions comprising a compound of the invention, either as the neat chemical or optionally further comprising additional ingredients. For preparing pharmaceutical compositions from the compounds of the invention, inert, pharmaceutically acceptable carriers can be either solid or liquid. Solid form preparations include powders, tablets, dispersible granules, capsules, cachets and suppositories. The powders and tablets may be comprised of from about 5 to about 95 percent active ingredient. Suitable solid carriers are known in the art, e.g., magnesium carbonate, magnesium stearate, talc, sugar or lactose. Tablets, powders, cachets and capsules can be used as solid dosage forms suitable for oral administration. Examples of pharmaceutically acceptable carriers and methods of manufacture for various compositions may be found in A. Gennaro (ed.), *Remington's Pharmaceutical Sciences*, 18<sup>th</sup> Edition, (1990), Mack Publishing Co., Easton, Pennsylvania.

Liquid form preparations include solutions, suspensions and emulsions. Non-limiting examples which may be useful include water or water-propylene glycol solutions for parenteral injection or addition of sweeteners and opacifiers for oral solutions, suspensions and emulsions. Liquid form preparations may also include solutions for intranasal administration.

Aerosol preparations suitable for inhalation may include solutions and solids in powder form, which may be in combination with a pharmaceutically acceptable carrier, such as an inert compressed gas, e.g. nitrogen.

Also included are solid form preparations that are intended to be converted, shortly before use, to liquid form preparations for either oral or parenteral administration. Such liquid forms include solutions, suspensions and emulsions.

Another embodiment which may be useful includes compositions comprising a compound of the invention formulated for transdermal delivery. The transdermal compositions can take the form of creams, lotions, aerosols and/or emulsions and can be

- 46 -

included in a transdermal patch of the matrix or reservoir type as are conventional in the art for this purpose.

Other embodiment which may be useful includes compositions comprising a compound of the invention formulated for subcutaneous delivery or for oral delivery. In some 5 embodiments, it may be advantageous for the pharmaceutical preparation comprising one or more compounds of the invention be prepared in a unit dosage form. In such forms, the preparation may be subdivided into suitably sized unit doses containing appropriate quantities of the active component, e.g., an effective amount to achieve the desired purpose. Each of the foregoing alternatives, together with their corresponding methods of use, are considered as 10 included in the various embodiments of the invention.

#### PREPARATIVE EXAMPLES

Compounds of the invention can be made using procedures known in the art. The following reaction schemes show typical procedures, but those skilled in the art will recognize that other procedures can also be suitable. Reactions may involve monitoring for consumption 15 of starting material, and there are many methods for said monitoring, including but not limited to thin layer chromatography (TLC) and liquid chromatography mass spectrometry (LCMS), and those skilled in the art will recognize that where one method is specified, other non-limiting methods may be substituted.

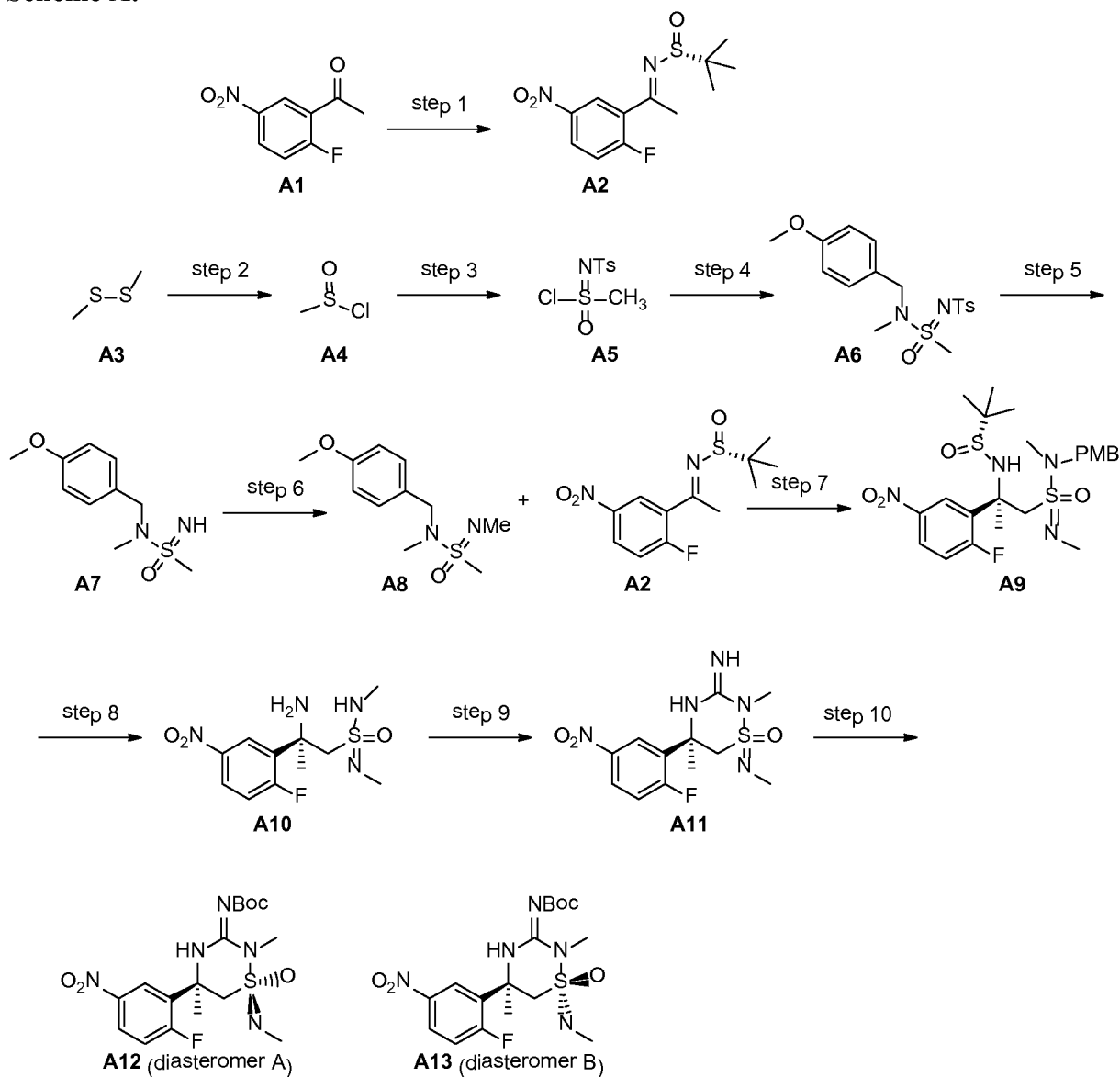
Mass spectra for synthetic intermediates were obtained on a Agilent LCMS using General 20 LCMS conditions 1.

Techniques, solvents and reagents may be referred to by their abbreviations as follows:	
Acetic acid: AcOH	2-Dicyclohexylphosphino-2',4',6'-
Acetonitrile: MeCN	triisopropylbiphenyl: XPhos
Aqueous: aq.	Diisopropylethylamine: DIPEA or $iPr_2NEt$
25 Atmospheric pressure chemical ionization: 35	Dimethylformamide: DMF
APCI	Dimethylsulfoxide: DMSO
Benzyl: Bn	Electrospray: ES
tert-Butyl: t-Bu or tBu	Ether or diethyl ether: $Et_2O$
Chloramine-T: <i>N</i> -chloro 4-	Ethyl: Et
30 methylbenzenesulfonamide, sodium salt 40	Ethyl acetate: AcOEt, EtOAc, or EA
Dichloromethane: DCM	Example: Ex.
	Grams: g

- 47 -

	Hexanes: hex	20	n-Butyllithium: nBuLi or n-BuLi
	High performance liquid chromatography: HPLC		Nanometer: nm
	Inhibition: Inh.		Nuclear magnetic resonance spectroscopy: NMR
5	Liquid chromatography mass Spectrometry: LCMS		Number: no. or No.
	Lithium diisopropylamide: LDA	25	Para-methoxybenzyl: PMB
	Mass Spectroscopy: MS		Petroleum ether: PE
	Methanesulfonyl chloride: MeSO <sub>2</sub> Cl		Retention time: t <sub>R</sub>
10	Methanol: MeOH		Room temperature (ambient, about 25°C): rt or RT
	Methyl: Me	30	tert-Butoxycarbonyl: t-Boc or Boc
	Methyl iodide: MeI		Temperature: temp.
	Methyl magnesium bromide: MeMgBr		Tetrahydrofuran: THF
	Microliters: μl or μL		Thin layer chromatography: TLC
15	Micrometer: μm		Triethylamine: Et <sub>3</sub> N or TEA
	Milligrams: mg	35	Trifluoroacetic acid: TFA
	Milliliters: mL		2,4,6-Tripropyl-1,3,5,2,4,6- trioxatriphosphorinane-2,4-6-trioxide: T3P or T <sub>3</sub> P
	Millimoles: mmol		
	Minutes: min		

## Scheme A:

**Step 1:**

- 5 To a solution of the acetophenone **A1** (115 g, 628 mmol) in anhydrous THF (900 mL) was added *(R)*-*t*-butylsulfinamide (83.7 g, 691 mmol) and  $\text{Ti}(\text{OEt})_4$  (315 g, 1.38 mol). The resultant solution was heated to reflux for 20 hr. The solution was then cooled to RT and poured onto ice (3 kg). The resultant mixture was stirred for 20 min then filtered and the layers were separated. The organic layer washed with brine. The filter cake was washed with
- 10  $\text{CH}_2\text{Cl}_2$  (3x). The combined organic layers were dried over  $\text{Na}_2\text{SO}_4$ , filtered and concentrated. The crude product was purified via flash chromatography ( $\text{SiO}_2$ ; 15% EtOAc/heptane) to afford the ketimine **A2**.

- 49 -

**Step 2:**

To a mixture of dimethyldisulfide (10 g, 106 mmol) and acetic acid (12 mL, 212 mmol) at -20 °C was added sulfuryl chloride (26 mL, 318 mmol) dropwise. The mixture was stirred at -20 °C for 1 h then warmed to room temperature and stirred for an additional 2 h. The volatiles were removed by distillation to afford methanesulfinyl chloride **A4** which was taken to the next step without further purification.

**Step 3:**

To a stirred solution of Chloramine-T (38.8 g, 81.6 mmol) in dry toluene (180 mL) at 20 °C was added a solution of **A4** (8 g, 138.0 mmol) in dry toluene (20 mL). The reaction mixture was heated at 85 °C for 2 h under a nitrogen atmosphere. After cooling, the solid was filtered off and the residue washed with dry toluene. The filtrate was evaporated in *vacuo* to yield the sulfonimidoyl chloride **A5** which was taken to the next step without further purification.

**Step 4:**

To a stirred solution of **A5** (8 g, 30 mmol) in THF at 0 °C was added a solution of 1-(4-methoxyphenyl)-*N*-methylmethanamine (4.5 g, 30 mmol) in THF and the reaction mixture was stirred at room temperature for 5 h. The reaction mixture was filtered and the filtrate was concentrated. The crude residue was purified by flash column chromatography over silica gel (25-30% EtOAc in petroleum ether) to afford **A6**. ES/APCI-MS [ $M+Na^+$ ]  $m/z$  405.0.  $^1H$ -NMR ( $CD_3OD$ , 400 MHz):  $\delta$  7.90-7.87 (m, 2H), 7.31-7.27 (m, 4H), 6.91-6.89 (m, 2H), 4.47 (d,  $J = 14.3$  Hz, 1H), 4.32 (d,  $J = 14.3$  Hz, 1H), 3.82 (s, 3H), 3.06 (s, 3H), 2.86 (s, 3H), 2.44 (s, 3H).

**Step 5:**

To a stirred solution of **A6** (7 g, 18 mmol) in 1,2-dimethoxyethane (70 mL) at -78 °C was added dropwise a freshly prepared solution of sodium naphthalide (Tet. Lett. **1999**, 6181) in 1,2-dimethoxyethane (120 mL). The resultant mixture was stirred at -78°C for 30 min at which time the reaction mixture was quenched by adding water. The mixture was allowed to warm to RT. The mixture was then extracted with ethyl acetate. The combined organic layers were washed with water and brine then dried over anhydrous  $Na_2SO_4$  and concentrated. The crude residue was purified by flash column chromatography over silica gel (5% methanol in dichloromethane) to afford **A7**. ES/APCI-MS [ $M+H^+$ ]. 229.2.  $^1H$ -NMR ( $CD_3OD$ , 400 MHz):  $\delta$  7.33-7.30 (m, 2H), 6.94-6.91 (m, 2H), 4.30 (d,  $J = 13.9$  Hz, 1H), 4.25 (d,  $J = 13.8$  Hz, 1H), 3.80 (s, 3H), 2.88 (s, 3H), 2.74 (s, 3H).

- 50 -

**Step 6:**

To a stirred solution of **A7** (3 g, 13.14 mmol) in dichloromethane at room temperature was added trimethyloxonium tetrafluoroborate (1.94 g, 13.14 mmol) in one portion with vigorous stirring and the reaction mixture was stirred at room temperature for 15 min. After that time, anhydrous Na<sub>2</sub>CO<sub>3</sub> (7.2 g, 68.32 mmol) was added and the mixture was stirred for 4 h. The reaction mixture was filtered and concentrated. The crude residue was purified by flash column chromatography over silica gel (gradient elution 0-2 % methanol in dichloromethane) to afford **A8**. ES/APCI-MS [M+H<sup>+</sup>] m/z 243.2. <sup>1</sup>H-NMR (CD<sub>3</sub>OD, 400 MHz): δ 7.31 (d, *J* = 8.68 Hz, 2H), 6.94 (d, *J* = 8.6 Hz, 2H), 4.32-4.28 (m, 1H), 4.30 (d, *J* = 14.0 Hz, 1H), 4.16 (d, *J* = 14.0 Hz, 1H), 3.81 (s, 3H), 2.86 (s, 3H), 2.71 (s, 3H), 2.65 (s, 3H).

**Step 7:**

To a solution of **A8** (1.6 g, 6.81 mmol) in tetrahydrofuran (20 mL) at -78 °C was added a solution of *n*-BuLi (3.6 mL, 4.54 mmol, 2.5 M in hexane) dropwise. The reaction mixture was stirred for 30 min at -78°C. After that time, a solution of **A2** (1.3 g, 4.54 mmol) in tetrahydrofuran (10 mL) was added to the reaction mixture and the reaction mixture stirred for 3.5 h at -78°C. The reaction mixture was quenched with a saturated aqueous NH<sub>4</sub>Cl solution (20 mL) and the mixture was extracted with ethyl acetate. The combined organic layers were washed with water and brine then dried over anhydrous Na<sub>2</sub>SO<sub>4</sub> and concentrated. The crude residue was purified by flash column chromatography over silica gel (gradient elution of 40-45% EtOAc in petroleum ether) to afford **A9**. ES/APCI-MS [M+H<sup>+</sup>] m/z 529.3.

**Step 8:**

To a solution of **A9** (300 mg, 0.567 mmol) in dichloromethane (5 mL) was added a solution of 4 M HCl in 1,4-dioxane (2 mL). The resultant solution was stirred at room temperature for 1 h. The solution was concentrated to afford a residue which was taken to the next step without further purification. To the a mixture of the residue in trifluoroacetic acid (2 mL) was added thioglycolic acid (0.434 mL, 0.471 mmol). The resultant solution was heated at 85 °C for 5 h. The solution was then concentrated. The residue was slurried in water and the mixture was adjusted to pH 8 with the addition of a saturated aqueous NaHCO<sub>3</sub> solution. The aqueous layer was extracted with ethyl acetate. The organic layer was washed with water and brine then dried over anhydrous Na<sub>2</sub>SO<sub>4</sub> followed by concentration to afford **A10**. This material was carried on without further purification. ES/APCI-MS [M+H<sup>+</sup>] m/z 305.2

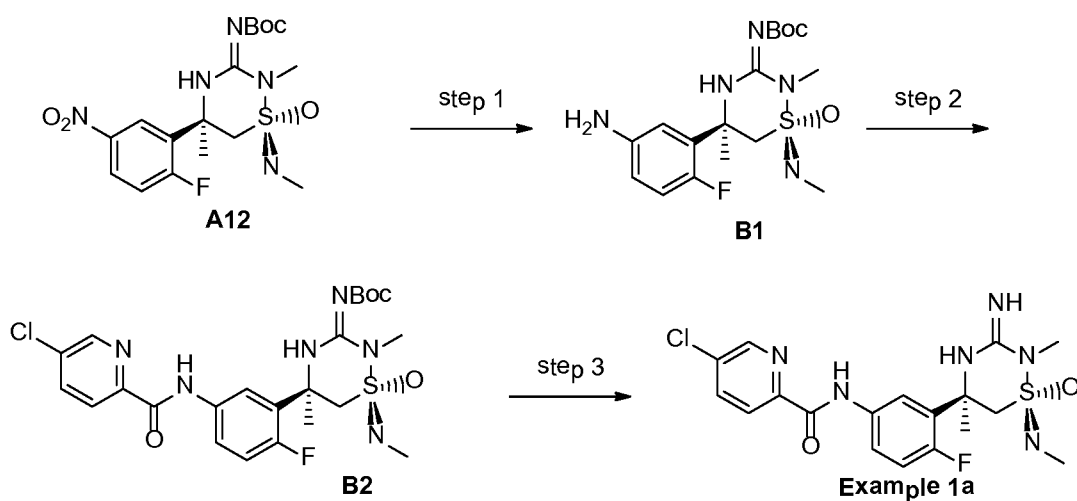
- 51 -

**Step 9:**

To a slurry of **A10** (150 mg 0.493 mmol) in *n*-butanol (2 mL) and acetonitrile (2 mL) was added cyanogen bromide (261 mg, 2.47 mmol). The resultant mixture was heated to reflux for 14 h. The mixture was concentrated and the residue was purified by flash column chromatography over silica gel (gradient elution 5-8% methanol in dichloromethane) to afford **A11**.

**Step 10:**

To a solution of **A11** (60 mg, 0.493 mmol) in dichloromethane was added Boc<sub>2</sub>O (0.06 mL, 0.273 mmol) and triethylamine (0.07 mL, 0.547 mmol). The resultant solution was stirred at room temperature overnight. The solution was diluted with water and the mixture was extracted with dichloromethane and the layers were separated. The combined organic layers were washed with brine, dried over anhydrous Na<sub>2</sub>SO<sub>4</sub>, and concentrated. The crude product was purified by flash column chromatography over silica gel (gradient elution 25-40% EtOAc in petroleum ether) to obtain compounds **A12** and **A13**. **A12**: ES/APCI-MS [M+H<sup>+</sup>] m/z 430.2. t<sub>R</sub> = 3.42 min. **A13**: ES/APCI-MS [M+H<sup>+</sup>] m/z 430.0

**Scheme B:****Step 1:**

A solution of the nitro compound **A12** (60 mg, 0.139 mmol) in methanol (2 mL) was degassed by bubbling nitrogen through the solution for 5 min. To this solution was added Pd/C (20% w/w, 50% H<sub>2</sub>O, 30 mg). The resulting mixture was stirred at room temperature under a hydrogen balloon for 2 h. After that time, the reaction mixture was filtered through celite and

- 52 -

concentrated. The residue was purified by flash column chromatography over silica gel (gradient elution 50-55% EtOAc in petroleum ether) to afford aniline **B1**. ES/APCI-MS [M+H<sup>+</sup>] m/z 400.2

5 **Step 2:**

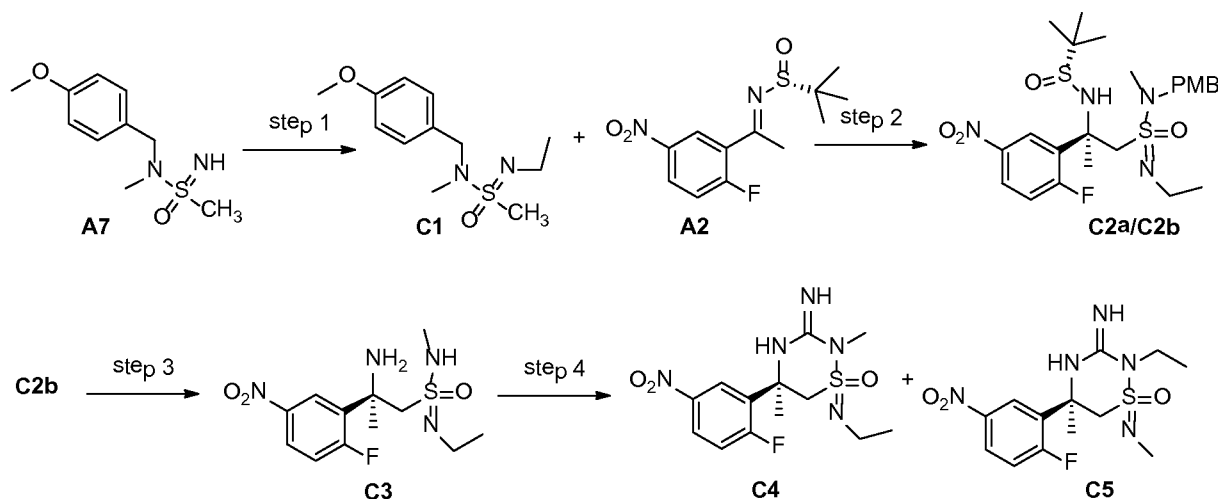
To a solution of 5-chloropicolinic acid (23 mg, 0.15 mmol) in dichloromethane (3 mL) at room temperature (under nitrogen) was added *N,N*-diisopropylethylamine (0.06 mL, 0.375 mmol) and a solution of T3P (50% in EtOAc, 0.35 mL, 0.175 mmol). The reaction mixture was stirred at room temperature for 15 min. To the mixture was slowly added a solution of **B1** (150  
10 mg, 0.125 mmol) in dichloromethane (2 mL) and the resultant reaction mixture was stirred at room temperature for 3 h. After that time, the reaction was quenched by adding water. The mixture was then extracted with dichloromethane and the layers were separated. The combined organic layers were washed with water and brine, dried over anhydrous Na<sub>2</sub>SO<sub>4</sub> and concentrated. The crude residue was purified by flash column chromatography over silica gel  
15 (gradient 35-40% EtOAc in petroleum ether) to afford **B2**. ES/APCI-MS [M<sup>+</sup>] m/z 539.2.

**Step 3:**

To a solution of **B2** (40 mg, 0.074 mmol) in dichloromethane (2 mL) at 0°C was added HCl in dioxane (2 mL) and the reaction was allowed to warm to room temperature and stir for 2 h. After that time, the reaction mixture was concentrated *in vacuo*. The crude residue was  
20 purified by preparative reverse phase HPLC [C<sub>18</sub> 19x300mm, 7µm Waters Symmetry column., gradient elution 95:5 to 0:100 water (0.1% TFA):MeOH, 15 mL/min UV detection 215 nm] to afford **Example 1a**. <sup>1</sup>H-NMR (CD<sub>3</sub>OD, 400 MHz) : δ 8.73 (d, *J* = 2.3 Hz, 1H), 8.22 (d, *J* = 8.4 Hz, 1H), 8.12-8.09 (m, 1H), 8.05-8.02 (m, 1H), 7.79-7.75 (m, 1H), 7.25-7.20 (m, 1H), 4.42 (dd, *J* = 1.0 and 14.4 Hz, 1H), 4.01 (d, *J* = 14.4 Hz, 1H), 3.32 (s, 3H), 2.67 (s, 3H), 1.96 (s,  
25 3H),

**Table 1:** The following examples were prepared from **B1** (Examples 1a, 2a, 3a, and 4a) or **A13** (1b, 2b, and 4b) using procedures described in Scheme B using the requisite carboxylic acid in Step 2.

Example	Structure	BACE1 Ki (nM)	BACE2 Ki (nM)	LCMS data		
				m/z (M+H) <sup>+</sup>	t <sub>R</sub> (min)	Condition
1a		5	1	439.2	2.38	1
1b		1	1	439.2	2.31	1
2a		19	12	435.2	2.34	1
2b		3	-	435.2	2.21	1
3a		189	23	372.2	1.90	1
4a		10	2	423.2	2.15	1
4b		2	1	423.2	2.45	1

**Scheme C:****Step 1:**

- 5 To a stirred solution of **A7** (4.8 g, 21 mmol) in dichloromethane (40 mL) at room temperature was added triethyloxonium tetrafluoroborate (3.99 g, 21 mmol) and the reaction mixture was stirred at room temperature for 15 min. Anhydrous Na<sub>2</sub>CO<sub>3</sub> (7.2 g, 109 mol) was added and the mixture was stirred for 4 h. The reaction mixture was then filtered and the filtrate was concentrated. The crude residue was purified by flash column chromatography over silica gel (gradient elution 60-100 % EtOAc in petroleum ether) to yield **C1**. <sup>1</sup>H NMR (CDCl<sub>3</sub>, 400 MHz): δ 7.29 – 7.27 (m, 2H), 6.91 (d, J = 8.6 Hz, 2H), 4.25 (d, J = 6.9 Hz, 2H), 3.83 (s, 3H), 3.24 – 3.19 (m, 1H), 3.03 – 2.94 (m, 1H), 2.86 (s, 3H), 2.74 (s, 3H), 1.22 (t, J = 7.2 Hz, 3H).
- 10

**Step 2:**

- 15 To a solution of **C1** (3.0 g, 11.71 mmol) in tetrahydrofuran (30 mL) at -78 °C was added *n*-BuLi (7.0 mL, 17 mmol, 2.5 M in hexanes) drop wise. The reaction mixture was stirred for 1 h at -78°C. After that time, a solution of **A2** (4.02 g, 14 mmol) in tetrahydrofuran (15 mL) was added to the reaction mixture and the combined reaction mixture was stirred for 3 h at -78°C. After that time, the reaction was quenched with a saturated aqueous NH<sub>4</sub>Cl solution (20 mL)
- 20 and the resultant mixture was extracted with ethyl acetate. The combined organic layers were washed with water and brine then dried over anhydrous Na<sub>2</sub>SO<sub>4</sub> and concentrated. The crude residue was purified by flash column chromatography over silica gel (gradient elution 28-35% EtOAc in petroleum ether). The obtained product was further purified by preparative HPLC

- 55 -

purification (Column: Gemini -NX (21.2x150mm) 5 $\mu$ m; Column temp: ambient; mobile phase: A: 10mM ammonium acetate in water, B: acetonitrile; gradient: 0-20 min 50:50 to 30:70 (A:B), 21-25 min 30:70 to 20:80 (A:B), 25-26 min 20:80 to 0:100(A:B), 26-30 min 0:100(A:B); flow rate: 15 mL/min; UV detection: 215 nm) to afford diastereomers **C2a** and **C2b**. **C2a** m/z: 543.4 (M+H)<sup>+</sup>, **C2b** m/z 543.2 (M+H)<sup>+</sup>.

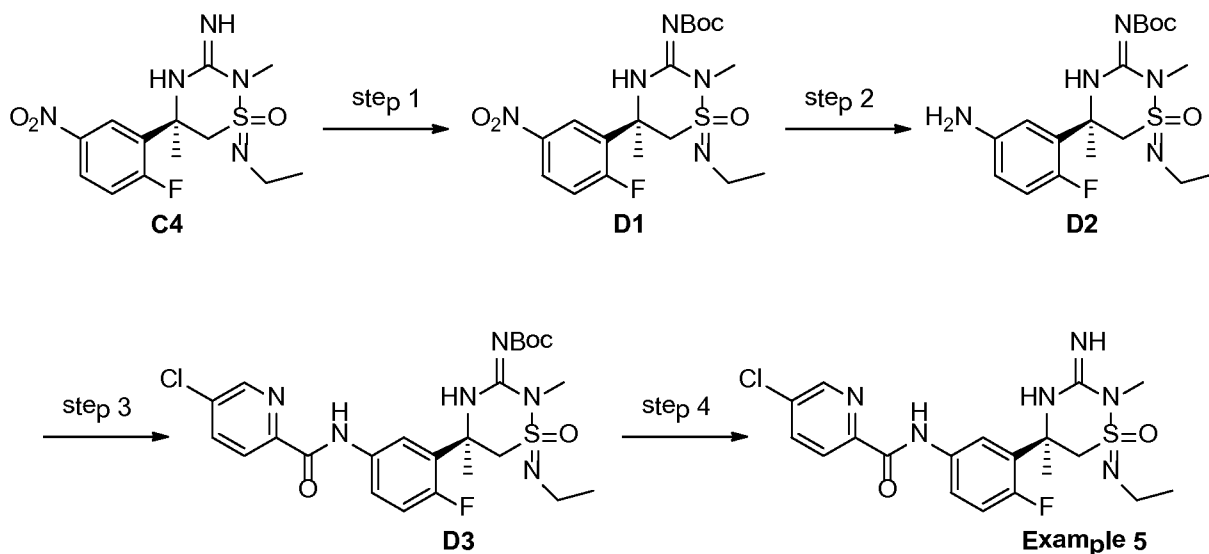
**Step 3:**

To a solution of **C2b** (500 mg, 0.921 mmol) in dichloromethane (4 mL) at 0 °C was added a solution of 4 M HCl in 1,4-dioxane (2.5 mL). The resultant solution was stirred at room temperature for 1 h. The mixture was then concentrated under reduced pressure. The resultant residue was dissolved in trifluoroacetic acid (4 mL). To this solution was added thioglycolic acid (0.646 mL, 9.13 mmol) and the resultant solution was heated at 65 °C for 12 h. After that time, the mixture was concentrated under reduced pressure. To the residue was added a saturated aqueous solution of NaHCO<sub>3</sub> (pH ~ 8). The mixture was then extracted with ethyl acetate. The combined organic layers were washed with water and brine then dried over anhydrous Na<sub>2</sub>SO<sub>4</sub> and concentrated. The crude residue was purified by flash column chromatography over silica gel (gradient elution 80-100% EtOAc in petroleum ether) to afford **C3**. m/z: 319.2 (M+H)<sup>+</sup>.

**Step 4:**

To a slurry of **C3** (200 mg 0.628 mmol) in *n*-butanol (8 mL) and acetonitrile (8 mL) was added cyanogen bromide (330 mg, 3.14 mmol). The resultant mixture was heated at 50 °C for 45 h. After that time, the mixture was concentrated. The crude residue was purified by preparative HPLC (Column: Symmetry Prep C18 (19x 300 mm) 7 $\mu$ m; column temp: ambient; mobile phase: A: 0.1% TFA in water, B: acetonitrile; gradient elution: 0-20 min 90:10 to 30:70 (A:B), from 21-25 min 30:70-20:80 (A:B), from 25-26 min 20:80 to 0:100 (A:B), from 26-30 min 0:100 (A:B) to 0:100 (A:B), flow rate: 15 mL/min; UV detection: 215 nm) to afford compounds **C4** and **C5**. **C4**: <sup>1</sup>H NMR (CD<sub>3</sub>OD, 400 MHz):  $\delta$  8.36 – 8.39 (m, 2H), 7.47 – 7.41 (m, 1H), 4.49 (dd, J = 1.5 & 14.4 Hz, 1H), 4.01 (d, J = 14.4 Hz, 1H), 3.33 (s, 3H), 3.03 – 2.87 (m, 2H), 1.93 (s, 3H), 0.74 (t, J = 7.2 Hz, 3H). m/z: 344.4 (M+H)<sup>+</sup>. **C5**: <sup>1</sup>H NMR (CD<sub>3</sub>OD, 400 MHz):  $\delta$  8.40 – 8.36 (m, 1H), 8.29 (dd, J = 2.8 & 7.0 Hz, 1H), 7.53 – 7.47 (m, 1H), 4.36 (d, J = 14.9 Hz, 1H), 4.24 (d, J = 14.8 Hz, 1H), 3.88 – 3.80 (m, 1H), 3.76 – 3.68 (m, 1H), 2.86 (s, 3H), 1.99 (s, 3H), 1.24 – 1.19 (m, 3H)., m/z: 344.2 (M+H)<sup>+</sup>.

- 56 -

**Scheme D:****Step 1:**

To a solution of **C4** (50 mg, 0.109 mmol) in dichloromethane was added  $\text{Boc}_2\text{O}$  (0.04 mL, 0.164 mmol) and DIPEA (0.05 mL, 0.328 mmol). The reaction mixture was stirred at room temperature for 16 h. The solution was then diluted with water and the mixture was extracted with dichloromethane. The combined organic layers were washed with brine, dried over anhydrous  $\text{Na}_2\text{SO}_4$ , and concentrated. The crude residue was purified by flash column chromatography over silica gel eluting with a gradient of 25-30% EtOAc in petroleum ether to obtain **D1**.  $m/z$ : 444.2 ( $\text{M}+\text{H}$ )<sup>+</sup>.

**Step 2:**

A solution of **D1** (25 mg, 0.056 mmol) in methanol (2 mL) was degassed by bubbling nitrogen through the solution for 5 min. To this solution was added 10% Pd/C (10 mg). The resultant mixture was stirred at room temperature under an atmosphere (1 atm) of hydrogen for 2 h. The reaction mixture was filtered through celite and the filter bed was washed with methanol. The filtrate was concentrated to afford **D2** which was taken to the next step without further purification.  $m/z$ : 414.2 ( $\text{M}+\text{H}$ )<sup>+</sup>.

**Step 3:**

To a solution of **D2** (20 mg, 0.048 mmol) in dichloromethane (2 mL) at room temperature (under nitrogen) was added 5-chloropicolinic acid (11.4 mg, 0.072 mmol), *N,N*-diisopropylethylamine (0.04 mL, 0.24 mmol) and a 50 % solution of  $\text{T}_3\text{P}$  in ethyl acetate (0.045 mL, 0.144 mmol). The reaction mixture was stirred at room temperature for 3 h. After

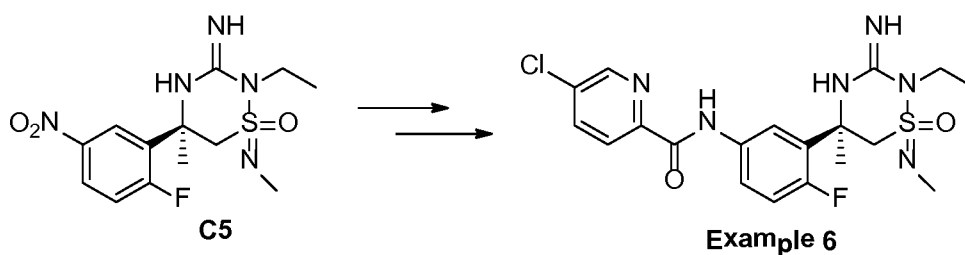
that time, the reaction mixture was quenched by adding water. The resultant mixture was extracted with dichloromethane and the combined organic layers were washed with water and brine then dried over anhydrous  $\text{Na}_2\text{SO}_4$  and concentrated. The crude residue was purified by flash column chromatography over silica gel (gradient elution 25-30% EtOAc in petroleum ether) to afford **D3**.  $m/z$ : 553.4 ( $\text{M}+\text{H}$ )<sup>+</sup>.

#### Step 4:

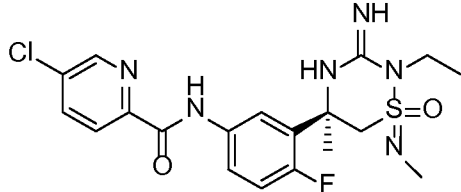
To a solution of **D3** (15 mg, 0.027 mmol) in dichloromethane (2 mL) at 0°C was added a solution of 4 M HCl in 1,4-dioxane (1 mL). The resultant solution was stirred at room temperature for 4 h. After that time, the solution was concentrated. The crude residue was purified by preparative HPLC (Column: Atlantis dC18 OBD (19x150 mm) 10 $\mu\text{m}$ ; column temp: ambient; mobile phase: A: 0.1% formic acid in water, B: acetonitrile; gradient: 0-20 min 90:10 to 40:60 (A:B), 21-25 min 40:60-30:70 (A:B), 25-26 min 30:70- 0:100 (A:B), 26-30 min 0:100(A:B); flow rate: 15 mL/min; UV detection: 215 nm) to afford **Example 5**.

Example	Structure	BACE1 Ki (nM)	BACE2 Ki (nM)	LCMS data		
				$m/z$ ( $\text{M}+\text{H}$ ) <sup>+</sup>	$t_R$ (min)	Conditions
5		8	3	453.4	2.39	1

#### 15 Scheme E:



Intermediate **C5** was converted to **Example 6** following procedures similar to those described in Scheme D.

Example	Structure	BACE1 Ki (nM)	BACE2 Ki (nM)	LCMS data		
				m/z (M+H) <sup>+</sup>	t <sub>R</sub> (min)	Condition
6		10	3	452.93	2.26	1

### LCMS Conditions

**Conditions 1:** Atlantis C18 (50x4.6mm) 5.0 micron; Column temp :Ambient; Mobile phase:A: 0.1% Formic acid in water, B: 100% acetonitrile; Gradient: 0-3 min 95:5 to 5:95 (A:B), 3-4 min 5:95 (A:B), 4-4.5 min 5:95 to 95:5 (A:B) 4.5-6 mins 95:5 (A:B); Flow rate: 1.5mL/min; UV detection: 215 nm; mass spectrometer: Agilent 6130 (Single) quadrupole.

### ASSAYS

Protocols that used to determine the recited potency values for the compounds of the invention are described below.

#### 10 BACE1 HTRF FRET Assay

**Reagents:** Na<sup>+</sup>-Acetate pH 5.0; 1% Brij-35; Glycerol; Dimethyl Sulfoxide (DMSO); Recombinant human soluble BACE1 catalytic domain (>95% pure); APP Swedish mutant peptide substrate (QSY7-APP<sup>swc</sup>-Eu): QSY7-EISEVNLDAEFC-Europium-amide.

A homogeneous time-resolved FRET assay can be used to determine IC<sub>50</sub> values for inhibitors of the soluble human BACE1 catalytic domain. This assay monitors the increase of 620 nm fluorescence that resulted from BACE1 cleavage of an APPswedish APP<sup>swc</sup> mutant peptide FRET substrate (QSY7-EISEVNLDAEFC-Europium-amide). This substrate contains an N-terminal QSY7 moiety that serves as a quencher of the C-terminal Europium fluorophore (620nm Em). In the absence of enzyme activity, 620 nm fluorescence is low in the assay and increased linearly over 3 hours in the presence of uninhibited BACE1 enzyme. Inhibition of BACE1 cleavage of the QSY7-APP<sup>swc</sup>-Eu substrate by inhibitors is manifested as a suppression of 620 nm fluorescence.

Varying concentrations of inhibitors at 3x the final desired concentration in a volume of 10ul are preincubated with purified human BACE1 catalytic domain (3 nM in 10 μl) for 30

- 59 -

minutes at 30° C in reaction buffer containing 20 mM Na-Acetate pH 5.0, 10% glycerol, 0.1% Brij-35 and 7.5% DMSO. Reactions are initiated by addition of 10 µl of 600 nM QSY7-APP<sup>swe</sup>-Eu substrate (200 nM final) to give a final reaction volume of 30 µl in a 384 well Nunc HTRF plate. The reactions are incubated at 30° C for 1.5 hours. The 620nm fluorescence is then read on a Rubystar HTRF plate reader (BMG Labtechnologies) using a 50 millisecond delay followed by a 400 millisecond acquisition time window. Inhibitor IC<sub>50</sub> values are derived from non-linear regression analysis of concentration response curves. K<sub>i</sub> values are then calculated from IC<sub>50</sub> values using the Cheng-Prusoff equation using a previously determined µM value of 8µM for the QSY7-APP<sup>swe</sup>-Eu substrate at BACE1.

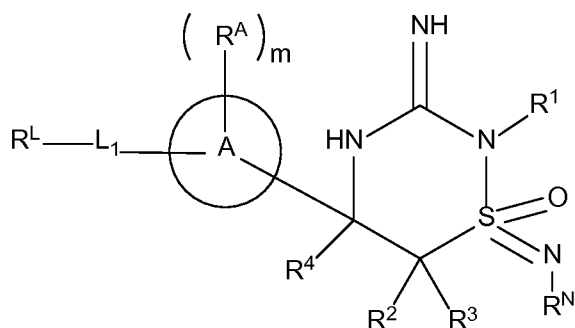
#### 10 BACE-2 Assay

Inhibitor IC<sub>50s</sub> at purified human autoBACE-2 are determined in a time-resolved endpoint proteolysis assay that measures hydrolysis of the QSY7-EISEVNLD~~AEFC~~-Eu-amide FRET peptide substrate (BACE-HTRF assay). BACE-mediated hydrolysis of this peptide results in an increase in relative fluorescence (RFU) at 620 nm after excitation with 320 nm light. Inhibitor compounds, prepared at 3x the desired final concentration in 1x BACE assay buffer (20 mM sodium acetate pH 5.0, 10% glycerol, 0.1% Brij-35) supplemented with 7.5% DMSO are pre-incubated with an equal volume of autoBACE-2 enzyme diluted in 1x BACE assay buffer (final enzyme concentration 1 nM) in black 384-well NUNC plates for 30 minutes at 30°C. The assay is initiated by addition of an equal volume of the QSY7-EISEVNLD~~AEFC~~-Eu-amide substrate (200 nM final concentration, K<sub>m</sub>=8 µM for 4 µM for autoBACE-2) prepared in 1x BACE assay buffer supplemented with 7.5% DMSO and incubated for 90 minutes at 30°C. DMSO is present at 5% final concentration in the assay. Following laser excitation of sample wells at 320 nm, the fluorescence signal at 620 nm is collected for 400 ms following a 50 µs delay on a RUBYstar HTRF plate reader (BMG Labtechnologies). Raw RFU data is normalized to maximum (1.0 nM BACE/DMSO) and minimum (no enzyme/DMSO) RFU values. IC<sub>50s</sub> are determined by nonlinear regression analysis (sigmoidal dose response, variable slope) of percent inhibition data with minimum and maximum values set to 0 and 100 percent respectively. Similar IC<sub>50s</sub> are obtained when using raw RFU data. The K<sub>i</sub> values are calculated from the IC<sub>50</sub> using the Cheng-Prusoff equation.

- 60 -

**WE CLAIM:**

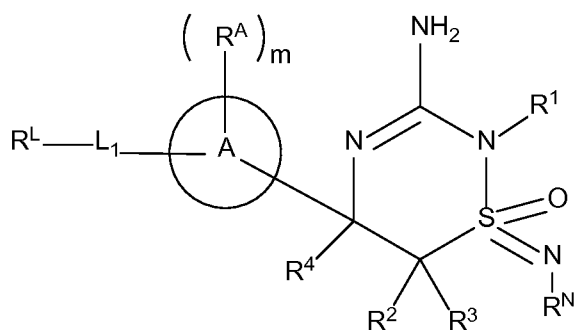
Claim 1. A compound, or a pharmaceutically acceptable salt of said compound, said compound having the structural Formula (I):



5

(I)

or a tautomer thereof having the structural Formula (I'):



(I')

or pharmaceutically acceptable salt thereof, wherein:

10  $R^N$  is selected from the group consisting of alkyl, haloalkyl, and heteroalkyl, wherein said heteroalkyl is optionally substituted with halogen;

$R^1$  is selected from the group consisting of H, alkyl, heteroalkyl, cycloalkyl, and -alkyl-cycloalkyl, wherein each said alkyl, heteroalkyl, cycloalkyl, and -alkyl-cycloalkyl, is optionally substituted with one or more halogen;

15  $R^2$  is selected from the group consisting of H, halogen, alkyl, heteroalkyl, cycloalkyl, and -alkyl-cycloalkyl, wherein each said alkyl, heteroalkyl, cycloalkyl, and -alkyl-cycloalkyl is optionally substituted with one or more halogen;

20  $R^3$  is selected from the group consisting of H, halogen, alkyl, heteroalkyl, cycloalkyl, and -alkyl-cycloalkyl, wherein each said alkyl, heteroalkyl, cycloalkyl, and -alkyl-cycloalkyl is optionally substituted with one or more halogen;

- 61 -

$R^4$  is selected from the group consisting of H, alkyl, heteroalkyl, cycloalkyl, -alkyl-cycloalkyl, heterocycloalkyl, and -alkyl-heterocycloalkyl, wherein each said alkyl, heteroalkyl, cycloalkyl, -alkyl-cycloalkyl, heterocycloalkyl, and -alkyl-heterocycloalkyl is optionally substituted with one or more halogen;

5 ring A is selected from the group consisting of aryl, monocyclic heteroaryl, and a multicyclic group;

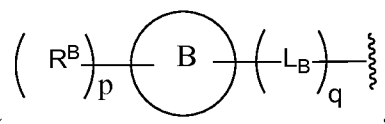
m is 0 or more;

each  $R^A$  (when present) is independently selected from the group consisting of: halogen, oxo, -OH, -CN, -SF<sub>5</sub>, -OSF<sub>5</sub>, -Si(R<sup>5A</sup>)<sub>3</sub>, -N(R<sup>6A</sup>)<sub>2</sub>, -OR<sup>6A</sup>, -SR<sup>6A</sup>, alkyl, heteroalkyl, 10 alkenyl, alkynyl, cycloalkyl, -alkyl-cycloalkyl, heterocycloalkyl, and -alkyl-heterocycloalkyl, wherein said alkyl, heteroalkyl, alkenyl, alkynyl, cycloalkyl, -alkyl-cycloalkyl, heterocycloalkyl, and -alkyl-heterocycloalkyl of  $R^A$  are each optionally independently unsubstituted or substituted with one or more groups independently selected from  $R^8$ ;

-L<sub>1</sub>- is a divalent moiety selected from the group consisting 15 of -NHC(O)- and -C(O)NH-;

$R^L$  is selected from the group consisting of alkyl and heteroalkyl, wherein said alkyl and heteroalkyl of  $R^L$  are each optionally unsubstituted or substituted with one or more halogen;

or, alternatively,  $R^L$  is a moiety having the formula



20 wherein q is 0 or 1;

-L<sub>B</sub>- (when present) is a divalent moiety selected from the group consisting of lower alkyl and lower heteroalkyl, wherein each said lower alkyl and lower heteroalkyl is optionally substituted with one or more halogen;

ring B is selected from the group consisting of aryl, monocyclic heteroaryl, monocyclic 25 cycloalkyl, monocyclic cycloalkenyl, monocyclic heterocycloalkyl, monocyclic heterocycloalkenyl, and a multicyclic group;

p is 0 or more; and

each  $R^B$  (when present) is independently selected from the group consisting of: halogen, oxo, -OH, - 30 CN, -SF<sub>5</sub>, -OSF<sub>5</sub>, -Si(R<sup>5B</sup>)<sub>3</sub>, -N(R<sup>6B</sup>)<sub>2</sub>, -NR<sup>7B</sup>C(O)R<sup>6B</sup>, -NR<sup>7B</sup>S(O)<sub>2</sub>R<sup>6B</sup>, -NR<sup>7B</sup>S(O)<sub>2</sub>N(R<sup>6B</sup>)<sub>2</sub>, -

- 62 -

NR<sup>7B</sup>C(O)N(R<sup>6B</sup>)<sub>2</sub>, -NR<sup>7B</sup>C(O)OR<sup>6B</sup>, -C(O)R<sup>6B</sup>, -C(O)OR<sup>6B</sup>, -C(O)N(R<sup>6B</sup>)<sub>2</sub>, -S(O)R<sup>6B</sup>, -S(O)<sub>2</sub>R<sup>6B</sup>, -S(O)<sub>2</sub>N(R<sup>6B</sup>)<sub>2</sub>, -OR<sup>6B</sup>, -SR<sup>6B</sup>, alkyl, heteroalkyl, alkenyl, alkynyl, cycloalkyl, -alkyl-cycloalkyl, heterocycloalkyl, -alkyl-heterocycloalkyl, aryl, -alkyl-aryl, heteroaryl, and -alkyl-heteroaryl,

5            wherein said alkyl, heteroalkyl, alkenyl, alkynyl, cycloalkyl, -alkyl-cycloalkyl, heterocycloalkyl, -alkyl-heterocycloalkyl, aryl, -alkyl-aryl, heteroaryl, and -alkyl-heteroaryl, of R<sup>B</sup> are each optionally independently unsubstituted or substituted with one or more groups independently selected from R<sup>9</sup>;  
               each R<sup>5A</sup> and R<sup>5B</sup> (when present) is independently selected from the group consisting  
 10 of alkyl, heteroalkyl, cycloalkyl, -alkyl-cycloalkyl, heterocycloalkyl, and -alkyl-heterocycloalkyl,

              wherein each said alkyl, heteroalkyl, cycloalkyl, -alkyl-cycloalkyl, heterocycloalkyl, and -alkyl-heterocycloalkyl of R<sup>5A</sup> and R<sup>5B</sup> is unsubstituted or substituted with one or more halogen;

15            each R<sup>6A</sup> (when present) is independently selected from the group consisting of H, alkyl, -alkyl-OH, alkenyl, alkynyl, heteroalkyl, -heteroalkyl-OH, cycloalkyl, -alkyl-cycloalkyl, heterocycloalkyl, and -alkyl-heterocycloalkyl

              wherein each said alkyl, -alkyl-OH, alkenyl, alkynyl, heteroalkyl, -heteroalkyl-OH, cycloalkyl, -alkyl-cycloalkyl, heterocycloalkyl, -alkyl-heterocycloalkyl, aryl, -alkyl-aryl,  
 20 heteroaryl, and -alkyl-heteroaryl of R<sup>6A</sup> is unsubstituted or substituted with one or more groups independently selected from halogen, alkyl, cycloalkyl, heteroalkyl, haloalkyl, alkoxy, heteroalkoxy, and haloalkoxy;

              each R<sup>6B</sup> (when present) is independently selected from the group consisting of H, alkyl, -alkyl-OH, alkenyl, alkynyl, heteroalkyl, -heteroalkyl-OH, cycloalkyl, -alkyl-cycloalkyl,  
 25 heterocycloalkyl, -alkyl-heterocycloalkyl, aryl, -alkyl-aryl, heteroaryl, and -alkyl-heteroaryl,

              wherein each said alkyl, -alkyl-OH, alkenyl, alkynyl, heteroalkyl, -heteroalkyl-OH, cycloalkyl, -alkyl-cycloalkyl, heterocycloalkyl, -alkyl-heterocycloalkyl, aryl, -alkyl-aryl, heteroaryl, and -alkyl-heteroaryl of R<sup>6B</sup> is unsubstituted or substituted with one or more groups independently selected from halogen, alkyl, cycloalkyl, heteroalkyl,  
 30 haloalkyl, alkoxy, heteroalkoxy, and haloalkoxy;

              each R<sup>7B</sup> (when present) is independently selected from the group consisting of H, alkyl, heteroalkyl, cycloalkyl, -alkyl-cycloalkyl, heterocycloalkyl, and -alkyl-heterocycloalkyl,

- 63 -

wherein each said alkyl, heteroalkyl, -heteroalkyl-OH, cycloalkyl, -alkyl-cycloalkyl, heterocycloalkyl, and -alkyl-heterocycloalkyl of R<sup>7B</sup> is unsubstituted or substituted with one or more halogen;

each R<sup>8</sup> (when present) is independently selected from the group consisting of halogen, lower alkyl, lower heteroalkyl, lower alkoxy, lower cycloalkyl, and lower heterocycloalkyl, wherein each said lower alkyl, lower heteroalkyl, lower alkoxy, lower cycloalkyl, and lower heterocycloalkyl of R<sup>8</sup> is optionally substituted with halogen; and

each R<sup>9</sup> (when present) is independently selected from the group consisting of halogen, -OH, -CN, -SF<sub>5</sub>, -OSF<sub>5</sub>, alkyl, -alkyl-OH, heteroalkyl, -heteroalkyl-OH, alkoxy, -O-heteroalkyl, cycloalkyl, -alkyl-cycloalkyl, -O-cycloalkyl, -O-alkyl-cycloalkyl, -heterocycloalkyl, -alkyl-heterocycloalkyl, -O-heterocycloalkyl and -O-alkyl-heterocycloalkyl, wherein each said alkyl, -alkyl-OH, heteroalkyl, -heteroalkyl-OH, alkoxy, -O-heteroalkyl, cycloalkyl, -alkyl-cycloalkyl, -O-cycloalkyl, -O-alkyl-cycloalkyl, -heterocycloalkyl, -alkyl-heterocycloalkyl, -O-heterocycloalkyl and -O-alkyl-heterocycloalkyl are optionally substituted with one or more halogen.

Claim 2. A compound of claim 1, or a tautomer thereof, or a stereoisomer of said compound or said tautomer, or a pharmaceutically acceptable salt of said compound, said tautomer, or said stereoisomer, wherein:

R<sup>1</sup> is selected from the group consisting of methyl and ethyl.

Claim 3. A compound of claim 2, or a tautomer thereof, or a pharmaceutically acceptable salt of said compound or said tautomer, wherein:

R<sup>2</sup> is H;

R<sup>3</sup> is H;

R<sup>4</sup> is selected from the group consisting of methyl and -CHF<sub>2</sub>; and

R<sup>N</sup> is selected from the group consisting of methyl and ethyl.

Claim 4. A compound of claim 3, or a tautomer thereof, or a pharmaceutically acceptable salt of said compound or said tautomer, wherein:

- 64 -

ring A is selected from the group consisting of phenyl, pyridazinyl, pyridyl, pyrimidinyl, pyrazinyl, triazinyl, and tetrazinyl;

m is 0, 1, or 2; and

each R<sup>A</sup> (when present) is independently selected from the group consisting of halogen, oxo, -CN, -SF<sub>5</sub>, -NHCH<sub>3</sub>, -N(CH<sub>3</sub>)<sub>2</sub>, -OCH<sub>3</sub>, -OCH<sub>2</sub>CH<sub>3</sub>, -O-cyclopropyl, -O-CH<sub>2</sub>-cyclopropyl, -CH<sub>2</sub>OCH<sub>3</sub>, -S(CH<sub>3</sub>), methyl, ethyl, cyclopropyl, -CH<sub>2</sub>-cyclopropyl, -CF<sub>3</sub>, -CHF<sub>2</sub>, -CH<sub>2</sub>F, -OCF<sub>3</sub>, and -OCHF<sub>2</sub>.

Claim 5. A compound of claim 4, or a tautomer thereof, or a pharmaceutically acceptable salt of said compound or said tautomer, wherein:

R<sup>L</sup> is selected from the group consisting of methyl, ethyl, propyl, butyl, -CF<sub>3</sub>, -CHF<sub>2</sub>, -CH<sub>2</sub>F, -CH<sub>2</sub>CF<sub>3</sub>, -CF<sub>2</sub>CH<sub>3</sub>, -CH<sub>2</sub>OCH<sub>3</sub>, -CH<sub>2</sub>OCH<sub>2</sub>CH<sub>3</sub>, -CH<sub>2</sub>CH<sub>2</sub>OCH<sub>3</sub>, -CH<sub>2</sub>SCH<sub>3</sub>, -CH<sub>2</sub>SCH<sub>2</sub>CH<sub>3</sub>, -CH<sub>2</sub>CH<sub>2</sub>SCH<sub>3</sub>, -CH<sub>2</sub>N(CH<sub>3</sub>)<sub>2</sub>, -CH<sub>2</sub>NHCH<sub>3</sub>, -CH<sub>2</sub>CH<sub>2</sub>N(CH<sub>3</sub>)<sub>2</sub>, -CH<sub>2</sub>OCF<sub>3</sub>, and -CH<sub>2</sub>OCHF<sub>2</sub>.

15

Claim 6. A compound of claim 4, or a tautomer thereof, or a pharmaceutically acceptable salt of said compound or said tautomer, wherein:

R<sup>L</sup> is a moiety having the formula  $\left( R^B \right)_p \text{---} \text{B} \text{---} \left( L_B \right)_q \text{---} \text{---}$ ;

q is 0 or 1;

-L<sub>B</sub>- (when present) is a divalent moiety selected from the group consisting of -CH<sub>2</sub>-, -CF<sub>2</sub>-, -CH<sub>2</sub>CH<sub>2</sub>-, -CH<sub>2</sub>O-, and -CF<sub>2</sub>O-;

ring B is selected from the group consisting of azetidiny, benzimidazolyl, benzoisothiazolyl, benzoisoxazolyl, benzothiazolyl, benzoxazolyl, cyclobutyl, cyclohexyl, cyclopentyl, cyclopropyl, dihydroindenyl, dihydrooxazolyl, furanyl, imidazolyl, imidazopyridinyl, imidazopyrimidinyl, indenyl, indolyl, isothiazolyl, isoxazolyl, morpholinyl, oxadiazolyl, oxazolyl, oxetanyl, phenyl, piperazinyl, piperidinyl, pyrazinyl, pyrazolyl, pyrazolopyridinyl, pyrazolopyrimidinyl, pyridazinyl, pyridyl, pyrimidinyl, pyrazolopyridinyl, pyrrolidinyl, pyrrolyl, pyrrolopyridinyl, pyrrolopyrimidinyl, tetrahydrofuranly, tetrahydropyranly, tetrazolyl, thiadiazolyl, thiazolyl, thienyl, thienylpyridine, thiomorpholinyl, thiomorpholinyl dioxide, and triazolyl;

30

- 65 -

p is 0 or more; and

each R<sup>B</sup> group (when present) is independently selected from the group consisting of halogen, oxo, -OH, -CN, -SF<sub>5</sub>, -

NH<sub>2</sub>, -NH(CH<sub>3</sub>), -N(CH<sub>3</sub>)<sub>2</sub>, -NHC(O)CH<sub>3</sub>, -N(CH<sub>3</sub>)C(O)CH<sub>3</sub>, -NHS(O)<sub>2</sub>CH<sub>3</sub>, -N(CH<sub>3</sub>)S(O)<sub>2</sub>C

5 H<sub>3</sub>, -C(O)OCH<sub>3</sub>, -C(O)OCH<sub>2</sub>CH<sub>3</sub>, -C(O)N(CH<sub>3</sub>)<sub>2</sub>, -C(O)NHCH<sub>3</sub>, -S(O)<sub>2</sub>CH<sub>3</sub>, -S(O)<sub>2</sub>N(CH<sub>3</sub>)<sub>2</sub>, -

S(O)<sub>2</sub>NHCH<sub>3</sub>, -OCH<sub>3</sub>, -OCH<sub>2</sub>CH<sub>3</sub>, -O-cyclopropyl, -O-CH<sub>2</sub>-cyclopropyl, —OCH<sub>2</sub>-C≡C-H,

—OCH<sub>2</sub>-C≡C-CH<sub>3</sub>, -S(CH<sub>3</sub>), methyl, ethyl, propyl,

cyclopropyl, -CH<sub>2</sub>-cyclopropyl, -CH<sub>2</sub>OCH<sub>3</sub>, -CH<sub>2</sub>OCH<sub>2</sub>CH<sub>3</sub>,

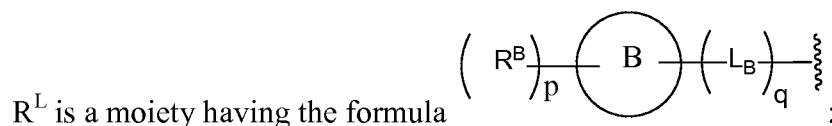
—C≡C-CH<sub>3</sub>, -CF<sub>3</sub>, -CHF<sub>2</sub>, -CH<sub>2</sub>F, -OCF<sub>3</sub>, -OCH<sub>2</sub>CF<sub>3</sub>, -OCHF<sub>2</sub>, -OCH<sub>2</sub>F, -OCH<sub>2</sub>CH<sub>2</sub>F,

10 phenyl, pyridyl, oxadiazoyl, isoxazoyl, oxazoyl, and pyrrolyl,

wherein each said phenyl, pyridyl, oxadiazoyl, isoxazoyl, oxazoyl, and pyrrolyl is

optionally substituted with from 1 to 3 substituents independently selected from the group consisting of F, Cl, CN, -CH<sub>3</sub>, -OCH<sub>3</sub>, and -CF<sub>3</sub>.

15 Claim 7. A compound of claim 4, or a tautomer thereof, or a pharmaceutically acceptable salt of said compound or said tautomer, wherein:



q is 0 or 1;

-L<sub>B</sub>- (when present) is a divalent moiety selected from the group consisting

20 of -CH<sub>2</sub>-, -CF<sub>2</sub>-, -CH<sub>2</sub>CH<sub>2</sub>-, -CH<sub>2</sub>O-, and -CF<sub>2</sub>O-;

ring B is selected from the group consisting of isoxazoyl, oxadiazoyl, oxazolyl, phenyl, pyridinyl, pyrazinyl, pyrimidinyl, and pyrazolyl;

p is 0 or more; and

each R<sup>B</sup> group (when present) is independently selected from the group consisting of

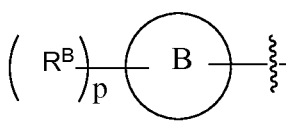
25 fluoro, chloro, -CN, -S(O)<sub>2</sub>CH<sub>3</sub>, -OCH<sub>3</sub>, -O-cyclopropyl, -O-CH<sub>2</sub>-cyclopropyl,

—OCH<sub>2</sub>-C≡C-H, —OCH<sub>2</sub>-C≡C-CH<sub>3</sub>, methyl, cyclopropyl, -CH<sub>2</sub>-cyclopropyl, -CH<sub>2</sub>OCH<sub>3</sub>,

—C≡C-CH<sub>3</sub>, -CF<sub>3</sub>, -CHF<sub>2</sub>, -CH<sub>2</sub>F, -OCF<sub>3</sub>, -OCHF<sub>2</sub>, -OCH<sub>2</sub>F, and -OCH<sub>2</sub>CH<sub>2</sub>F.

- 66 -

Claim 8. A compound of claim 4, or a tautomer thereof, or a pharmaceutically acceptable salt of said compound or said tautomer, wherein:

q is 0; and  $R^L$  is a moiety having the formula  $(R^B)_p$  , wherein:

ring B is selected from the group consisting of isoxazolyl, oxadiazolyl, oxazolyl, phenyl, pyridinyl, pyrazinyl, pyrimidinyl, and pyrazolyl;

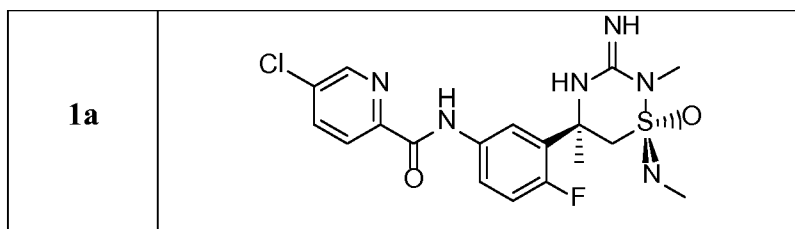
p is 0 or more; and

each  $R^B$  group (when present) is independently selected from the group consisting of fluoro, chloro, bromo, -CN, -S(O)<sub>2</sub>CH<sub>3</sub>, -OCH<sub>3</sub>, -O-cyclopropyl, -O-CH<sub>2</sub>-cyclopropyl, -OCH<sub>2</sub>-C≡C-H, -OCH<sub>2</sub>-C≡C-CH<sub>3</sub>, methyl, cyclopropyl, -CH<sub>2</sub>-cyclopropyl, -CH<sub>2</sub>OCH<sub>3</sub>, -C≡C-CH<sub>3</sub>, -CF<sub>3</sub>, -CHF<sub>2</sub>, -CH<sub>2</sub>F, -OCF<sub>3</sub>, -OCHF<sub>2</sub>, -OCH<sub>2</sub>F, and -OCH<sub>2</sub>CH<sub>2</sub>F.

Claim 9. A compound of claim 3, or a tautomer thereof, or a pharmaceutically acceptable salt of said compound or said tautomer, wherein:

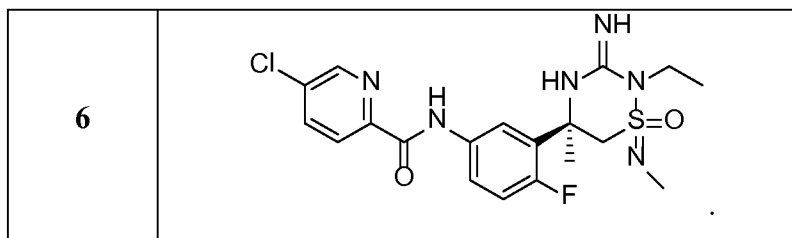
ring A is phenyl, m is 1 or 2,  $R^A$  is fluoro; -L<sub>1</sub>- is -C(O)NH-; ring B is selected from the group consisting of phenyl, pyridyl, and pyrazinyl, p is 0, 1, or 2, and each  $R^B$  (when present) is independently selected from the group consisting of fluoro, chloro, bromo, -OH, -CN, -SF<sub>5</sub>, -NH<sub>2</sub>, -NH(CH<sub>3</sub>), -N(CH<sub>3</sub>)<sub>2</sub>, -NHC(O)CH<sub>3</sub>, -N(CH<sub>3</sub>)C(O)CH<sub>3</sub>, -NHS(O)<sub>2</sub>CH<sub>3</sub>, -N(CH<sub>3</sub>)S(O)<sub>2</sub>CH<sub>3</sub>, -C(O)OCH<sub>3</sub>, -C(O)OCH<sub>2</sub>CH<sub>3</sub>, -C(O)N(CH<sub>3</sub>)<sub>2</sub>, -C(O)NHCH<sub>3</sub>, -S(O)<sub>2</sub>CH<sub>3</sub>, -S(O)<sub>2</sub>N(CH<sub>3</sub>)<sub>2</sub>, -S(O)<sub>2</sub>NHCH<sub>3</sub>, -OCH<sub>3</sub>, -OCH<sub>2</sub>CH<sub>3</sub>, -O-cyclopropyl, -O-CH<sub>2</sub>-cyclopropyl, -OCH<sub>2</sub>-C≡C-H, -OCH<sub>2</sub>-C≡C-CH<sub>3</sub>, -S(CH<sub>3</sub>), methyl, ethyl, propyl, cyclopropyl, -CH<sub>2</sub>-cyclopropyl, -CH<sub>2</sub>OCH<sub>3</sub>, and -CH<sub>2</sub>OCH<sub>2</sub>CH<sub>3</sub>.

Claim 10. A compound of claim 1, or a tautomer thereof, or a pharmaceutically acceptable salt of said compound or said tautomer, said compound selected from the group consisting of:



<p><b>1b</b></p>	
<p><b>2a</b></p>	
<p><b>2b</b></p>	
<p><b>3a</b></p>	
<p><b>4a</b></p>	
<p><b>4b</b></p>	
<p><b>5</b></p>	<p>, and</p>

- 68 -



Claim11. A pharmaceutical composition comprising at least one compound according to claim 1, or a tautomer thereof, or a pharmaceutically acceptable salt of said compound or said tautomer, and a pharmaceutically acceptable carrier or diluent.

5

Claim12. A method of treating an indication selected from the group consisting of Alzheimer's disease, Down's syndrome, Parkinson's disease, stroke, microgliosis, brain inflammation, pre-senile dementia, senile dementia, progressive supranuclear palsy, cortical basal degeneration, olfactory impairment associated with Alzheimer's disease, olfactory impairment associated with Parkinson's disease, olfactory impairment associated with Down's syndrome,  $\beta$ -amyloid angiopathy, cerebral amyloid angiopathy, hereditary cerebral hemorrhage, mild cognitive impairment, glaucoma, amyloidosis, type II diabetes, diabetes-associated amyloidogenesis, scrapie, bovine spongiform encephalitis, traumatic brain injury, and Creutzfeld-Jakob disease, said method comprising administering a compound according to claim 1, or a tautomer thereof, or a or a pharmaceutically acceptable salt of said compound or said tautomer, to a patient in need thereof.

10

15

Claim13. A method of claim 12, wherein said indication is Alzheimer's disease.

## INTERNATIONAL SEARCH REPORT

~~U14/022987~~ 15.06.2014  
International application No.

PCT/US 14/22987

<b>A. CLASSIFICATION OF SUBJECT MATTER</b> IPC(8) - A61K 31/55; C07D 285/00 (2014.01) USPC - 514/222.8; 544/10 According to International Patent Classification (IPC) or to both national classification and IPC		
<b>B. FIELDS SEARCHED</b> Minimum documentation searched (classification system followed by classification symbols) USPC: 514/222.8; 544/10  Documentation searched other than minimum documentation to the extent that such documents are included in the fields searched  Electronic data base consulted during the international search (name of data base and, where practicable, search terms used) Electronic Database Searched: THOMSON INNOVATION (US Grant, AU Innov, CA App, US App, AU Grant, FR App, EP Grant, AU App, DE Util, EP App, GB App, DE Grant, WO App, CA Grant, DE App, JP App, KR Grant, KR App, Other, JP Util, KR Util, CN Util, JP Grant, CN Grant, CN App, VN Grant), Surechem, google, sciencedirect. Search Terms Used S-imino-S-oxo im		
<b>C. DOCUMENTS CONSIDERED TO BE RELEVANT</b>		
Category*	Citation of document, with indication, where appropriate, of the relevant passages	Relevant to claim No.
A	US 2012/0189642 A1 (Scott et al.) 26 July 2012 (26.07.2012) entire document especially abstract; para [0002]; [0018]; [0236]-[0237]; [0247]	1-13
A	EP 0172968 A1 (Durant et al.) 05 March 1986 (05.03.1986) entire document especially abstract; para [0001]; claim 1	1-13
A	US 2012/0183563A1 (Scott et al.) 19 July 2012 (19.07.2012) entire document especially abstract; para [0002]	1-13
A	US 2008/0015180 A1 (Kong et al.) 17 January 2008 (17.01.2008) entire document especially para [0018]; [0042]	1-13
A	WO 2010/063718 A1 (Stoffel et al.) 10 June 2010 (10.06.2010) entire document	1-13
A, P	US 2014/0023668 A1 (Cumming et al.) 23 January 2014 (23.01.2014) entire document	1-13
<input type="checkbox"/> Further documents are listed in the continuation of Box C. <input type="checkbox"/>		
* Special categories of cited documents: "A" document defining the general state of the art which is not considered to be of particular relevance "E" earlier application or patent but published on or after the international filing date "L" document which may throw doubts on priority claim(s) or which is cited to establish the publication date of another citation or other special reason (as specified) "O" document referring to an oral disclosure, use, exhibition or other means "P" document published prior to the international filing date but later than the priority date claimed "T" later document published after the international filing date or priority date and not in conflict with the application but cited to understand the principle or theory underlying the invention "X" document of particular relevance; the claimed invention cannot be considered novel or cannot be considered to involve an inventive step when the document is taken alone "Y" document of particular relevance; the claimed invention cannot be considered to involve an inventive step when the document is combined with one or more other such documents, such combination being obvious to a person skilled in the art "&" document member of the same patent family		
Date of the actual completion of the international search 31 May 2014 (31.05.2014)		Date of mailing of the international search report <b>13 JUN 2014</b>
Name and mailing address of the ISA/US Mail Stop PCT, Attn: ISA/US, Commissioner for Patents P.O. Box 1450, Alexandria, Virginia 22313-1450 Facsimile No. 571-273-3201		Authorized officer: Lee W. Young  PCT Helpdesk: 571-272-4300 PCT OSP: 571-272-7774