



US00D342437S

# United States Patent [19]

[11] Patent Number: **Des. 342,437**

Prezner

[45] Date of Patent: **\*\* Dec. 21, 1993**

[54] **BRACKET FOR A STAIR CARPET  
RETAINING ROD**

[75] Inventor: **Ronald L. Prezner**, Valhalla, N.Y.

[73] Assignee: **The Decorative Hardware Studio,  
Inc.**, Chappaqua, N.Y.

[\*\*] Term: **14 Years**

[21] Appl. No.: **803,410**

[22] Filed: **Dec. 6, 1991**

[52] U.S. Cl. .... **D8/380**

[58] Field of Search ..... D8/380, 354, 356, 349,  
D8/396; 248/74.1, 316.5, 74.4, 65, 62; 24/514

[56] **References Cited**

**U.S. PATENT DOCUMENTS**

D. 675	10/1854	DeZouche	.....	D8/381
2,790,614	4/1957	Miller	.....	248/74.1 X
3,061,253	10/1962	Keaton	.....	248/74.1
3,802,655	4/1974	Schuplin	.....	248/74.1

4,799,444 1/1989 Lisowski ..... 248/74.4 X

*Primary Examiner*—Wallace R. Burke  
*Assistant Examiner*—H. Baynbam  
*Attorney, Agent, or Firm*—Carl C. Kling

[57] **CLAIM**

The ornamental design for a bracket for a stair carpet retaining rod, as shown and described.

**DESCRIPTION**

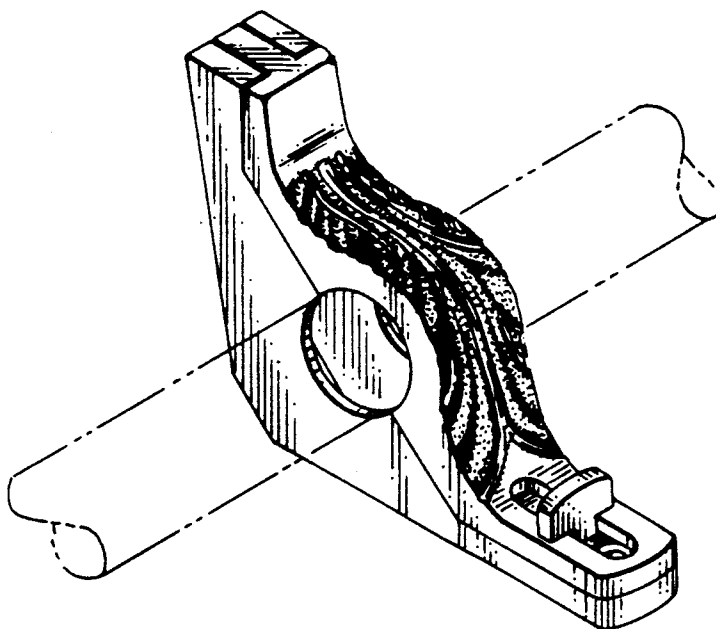
FIG. 1 is a perspective view of a bracket for a stair carpet retaining rod showing my new design with the broken line showing of a retaining rod being for illustrative purposes only and forming no part of the claimed design;

FIG. 2 is a front elevational view thereof;

FIG. 3 is a side elevation view thereof with the opposite end being a mirror image thereof; and,

FIG. 4 is a top plan view thereof.

The rear and bottom views of the claimed design are planar and unornamented.



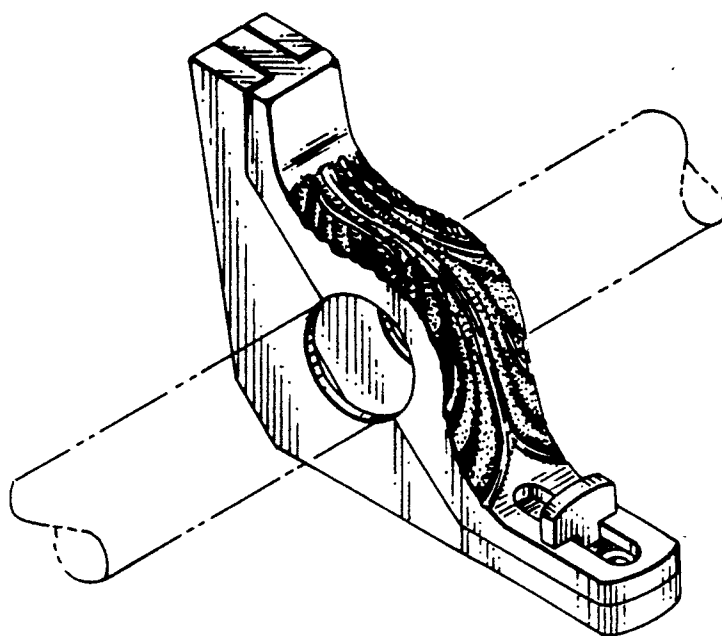


FIG. 1



FIG. 2

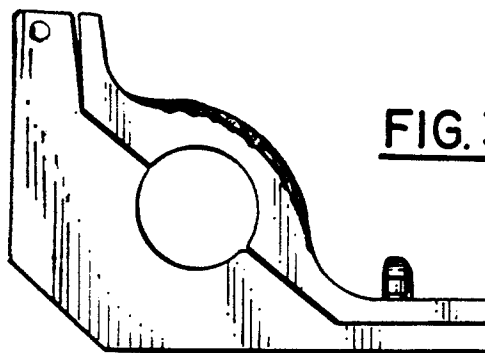


FIG. 3



FIG. 4

**Disclaimer**

D342,437—Ronald L. Prezner, Valhalla, N.Y. BRACKET FOR A STAIR CARPET RETAINING ROD. Patent dated Dec. 21, 1993. Disclaimer filed Jun. 18, 2003, by the assignee, The Decorative Hardware Studio, Inc.

Hereby enters this disclaimer to the claim of said patent.

*(Official Gazette, October 7, 2003)*