



US00D557166S

(12) **United States Design Patent**
Wysopal

(10) **Patent No.:** **US D557,166 S**

(45) **Date of Patent:** **** Dec. 11, 2007**

(54) **BRACELET BOTTLE OPENER**

D473,118 S * 4/2003 Lovegrove D8/40
7,143,666 B1 * 12/2006 Gutierrez D8/40
D540,130 S * 4/2007 Wysopal D8/34

(76) Inventor: **James Wysopal**, 2239 Aralia St.,
Newport Beach, CA (US) 92660

* cited by examiner

(**) Term: **14 Years**

Primary Examiner—Ian Simmons

Assistant Examiner—Michael A. Pratt

(21) Appl. No.: **29/264,819**

(74) *Attorney, Agent, or Firm*—Eric Karich

(22) Filed: **Aug. 18, 2006**

(57) **CLAIM**

(51) **LOC (8) Cl.** **11-01**

(52) **U.S. Cl.** **D11/26**

(58) **Field of Classification Search** D11/3,
D11/4, 26–30, 89–92; 63/3, 5.7–15.8, 15.9,
63/26–28; 606/204; D8/18, 33, 34, 38,
D8/40; D9/448; 224/175; D10/30, 38,
D10/46.1; 7/152

The ornamental design for a “bracelet bottle opener,” as shown and described.

See application file for complete search history.

DESCRIPTION

(56) **References Cited**

U.S. PATENT DOCUMENTS

D347,152 S * 5/1994 Mohawk et al. D8/40
D408,237 S * 4/1999 Wysopal D8/38
D421,372 S * 3/2000 Wysopal D8/38
D433,298 S * 11/2000 Wysopal D8/38
D443,804 S * 6/2001 Wysopal D8/38
D466,381 S * 12/2002 Joseph D8/18

FIG. 1 is a perspective view of a bracelet bottle opener, showing my new design;

FIG. 2 is a bottom plan view thereof;

FIG. 3 is a top plan view thereof;

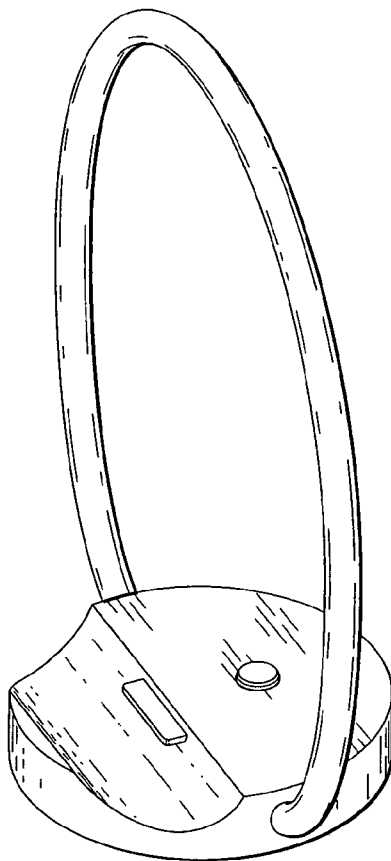
FIG. 4 is a left side elevational view thereof;

FIG. 5 is a right side elevational view thereof;

FIG. 6 is a front plan view thereof; and,

FIG. 7 is a rear plan view thereof.

1 Claim, 3 Drawing Sheets



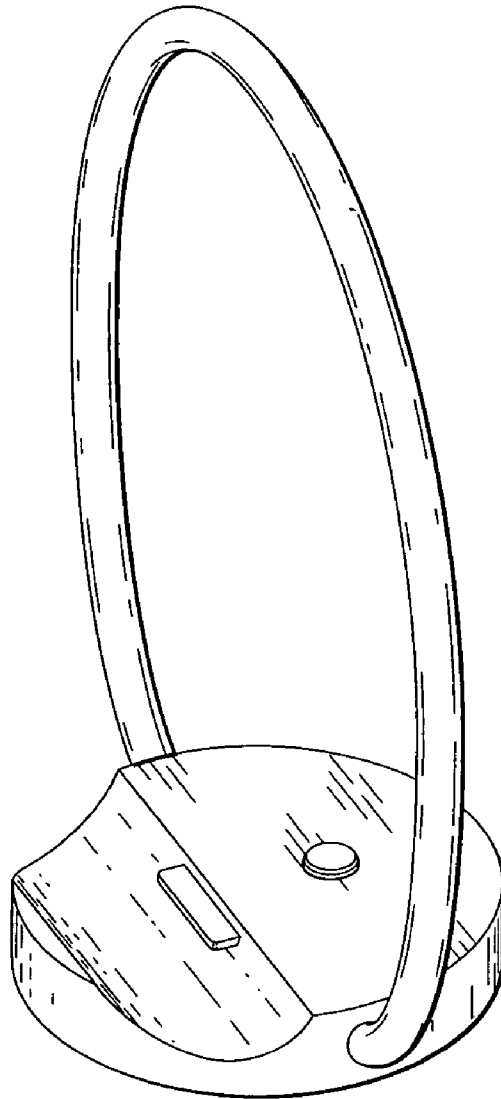


Fig. 1

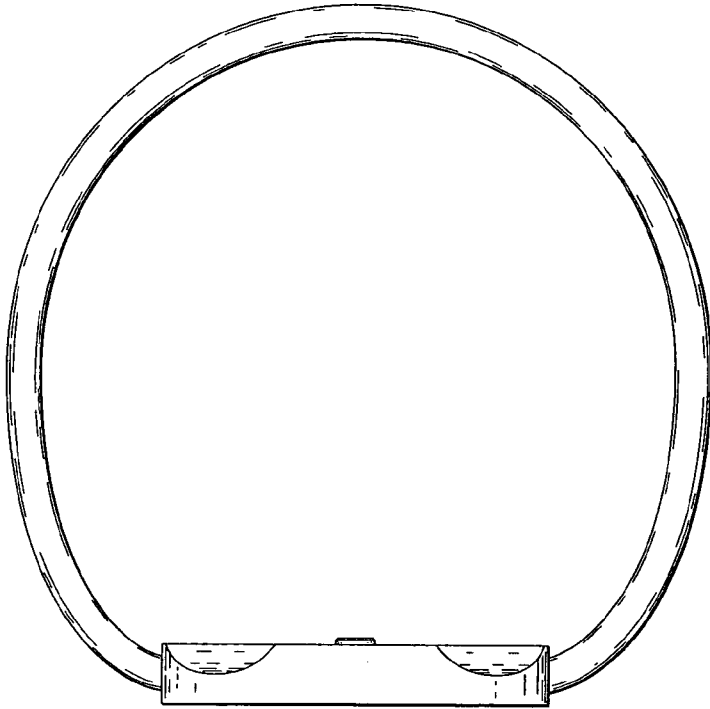


Fig. 2

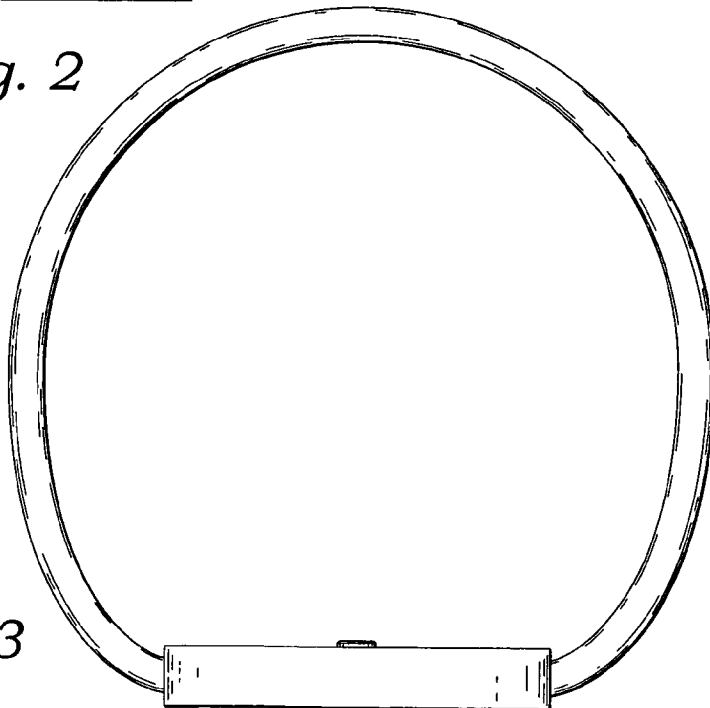


Fig. 3

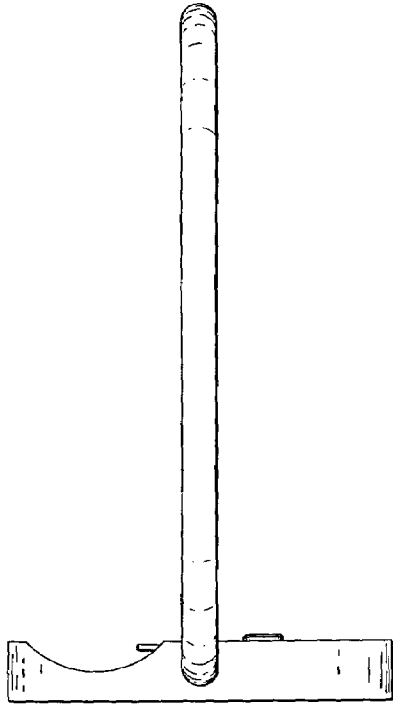


Fig. 4

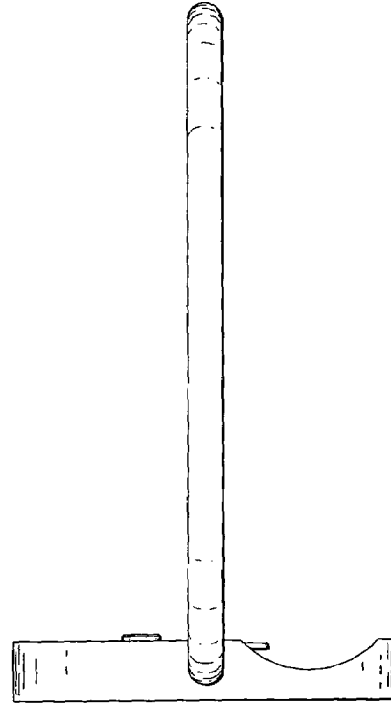


Fig. 5

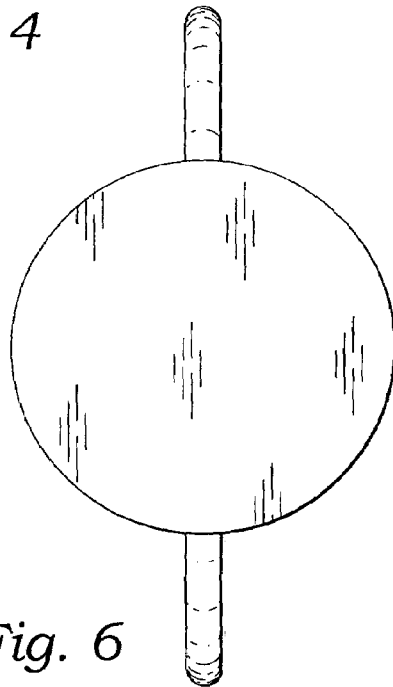


Fig. 6

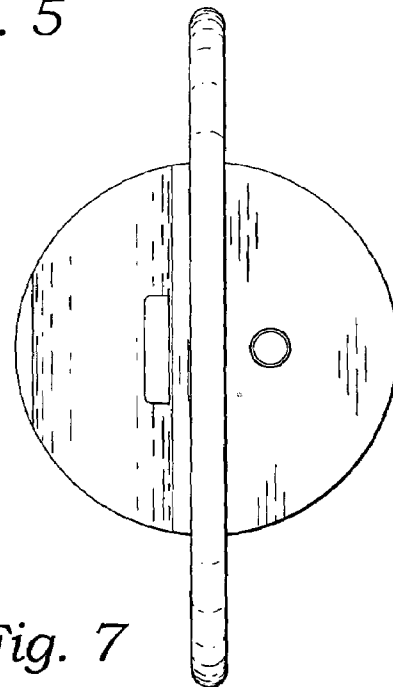


Fig. 7