



US00D780529S

(12) **United States Design Patent**
Kilby

(10) **Patent No.:** **US D780,529 S**

(45) **Date of Patent:** **** Mar. 7, 2017**

(54) **BEVERAGE CHILLER**

(71) Applicant: **Michael J. Kilby**, Chatham (CA)

(72) Inventor: **Michael J. Kilby**, Chatham (CA)

(73) Assignee: **The Greatest Wine Cooler Company Inc.**, Toronto, Ontario (CA)

(**) Term: **14 Years**

(21) Appl. No.: **29/474,969**

(22) Filed: **Apr. 7, 2015**

(51) **LOC (10) Cl.** **07-06**

(52) **U.S. Cl.**
USPC **D7/619.1; D7/603**

(58) **Field of Classification Search**
USPC D3/201, 202; D7/213, 305, 602, 603,
D7/619.1, 619.2, 701, 708; D9/751, 452,
D9/453, 569, 570, 737; 62/457; 165/47
CPC F25D 31/007; F28D 21/0012
See application file for complete search history.

(56) **References Cited**

U.S. PATENT DOCUMENTS

D32,916 S *	7/1900	Lindemeyr	D9/453
3,407,638 A *	10/1968	Greis	B21D 15/02
				72/105
D244,509 S *	5/1977	Jones	D9/453
D265,709 S *	8/1982	Bocuse	D7/603
4,388,813 A *	6/1983	Gardner	B65D 81/3876
				62/371
4,393,665 A *	7/1983	Gardner	B65D 81/3876
				215/6
D272,882 S *	3/1984	Gardner	D7/603
D280,141 S *	8/1985	Holloway	D28/89
4,544,022 A *	10/1985	Tomac	A47J 41/0044
				165/47
D284,059 S *	6/1986	Durand	D7/527

D293,482 S *	12/1987	Geissler	D26/40
4,809,522 A *	3/1989	deNevers	B65D 81/3886
				62/372
D311,072 S *	10/1990	Martinoni	D28/84

(Continued)

OTHER PUBLICATIONS

Photo of a commercial wine cooler sold in Ireland.

Primary Examiner — Susan Bennett Hattan
Assistant Examiner — S. Bryan Reinholdt, Jr.


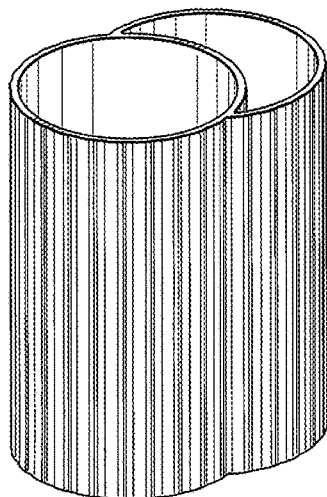
(57) **CLAIM**

The ornamental design for a beverage chiller, as shown and described.

DESCRIPTION

FIG. 1 is a top-side perspective view of a beverage chiller showing my new design;
 FIG. 2 is a bottom-side perspective view;
 FIG. 3 is a front elevational view, with the rear elevational view the same;
 FIG. 4 is a left side elevational view, with the right side elevational view being a mirror image;
 FIG. 5 is a top plan view; and
 FIG. 6 is a bottom plan view; and
 FIG. 7 is a top-side perspective view of another beverage chiller showing my new design;
 FIG. 8 is a bottom-side perspective view of the beverage chiller of FIG. 7;
 FIG. 9 is a front elevational view, with the rear elevational view the same, of the beverage chiller of FIG. 7;
 FIG. 10 is a left side elevational view, with the right side elevational view being a mirror image, of the beverage chiller of FIG. 7;
 FIG. 11 is a top plan view of the beverage chiller of FIG. 7; and,
 FIG. 12 is a bottom plan view of the beverage chiller of FIG. 7.

1 Claim, 6 Drawing Sheets



(56)

References Cited

U.S. PATENT DOCUMENTS

D321,457	S	*	11/1991	Kahl	D7/510
D328,012	S	*	7/1992	Mathews	D7/701
6,314,751	B1	*	11/2001	Gjersvik	F25D 3/02 62/372
D455,051	S	*	4/2002	Gjersvik	D7/603
D480,927	S	*	10/2003	Gjersvik	D7/603
D579,774	S	*	11/2008	Clark	D9/443
D608,201	S	*	1/2010	Fuchs	D9/453
D613,162	S	*	4/2010	Druitt	D9/453
D631,350	S	*	1/2011	Beach	D9/453
D693,684	S	*	11/2013	Ramsey	D9/453
D752,972	S	*	4/2016	Goldstein	D9/429
D758,852	S	*	6/2016	Schuette	D9/436

* cited by examiner



FIG. 2




FIG. 1




FIG. 4




FIG. 3

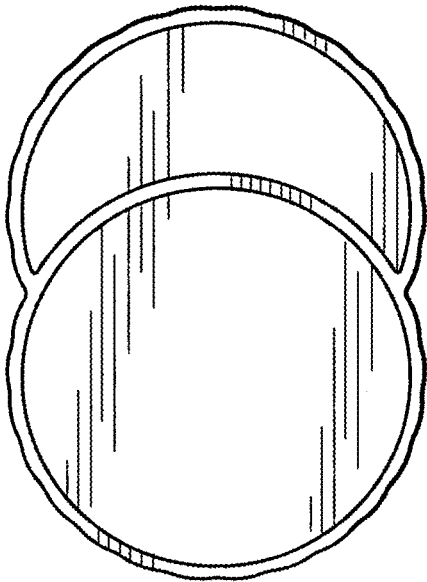


FIG. 6

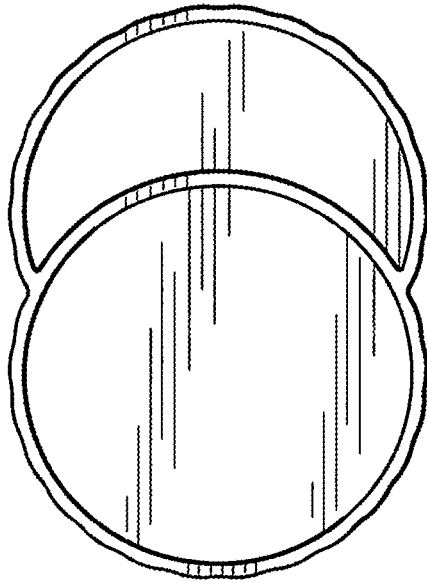


FIG. 5



FIG. 8




FIG. 7



FIG. 10




FIG. 9

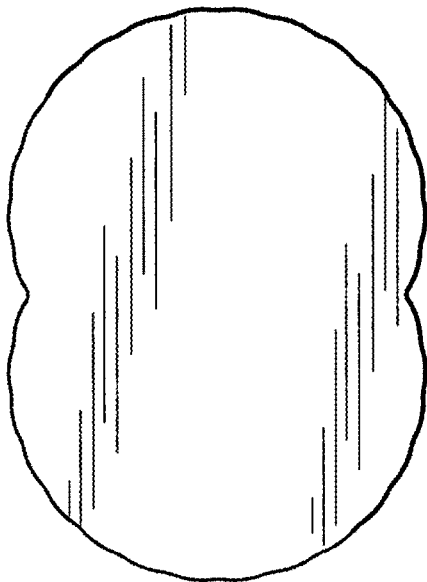


FIG. 12

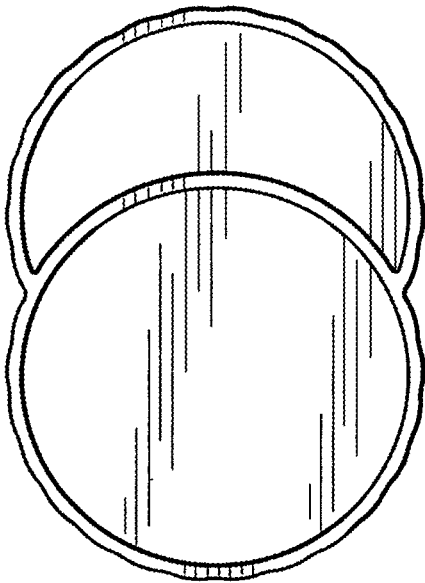


FIG. 11