

R. A. SHINN.  
PAPER FASTENER.

No. 185,457.

Patented Dec. 19, 1876.

Fig. 1.

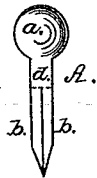


Fig. 2.



Fig. 3.



Fig. 5.

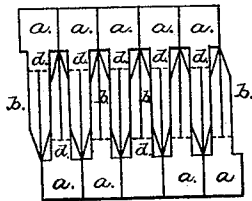


Fig. 4.



Fig. 6.

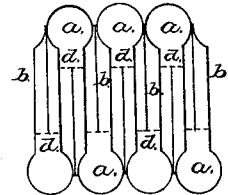


Fig. 7.



Witnesses:

J. M. McNeill  
W. B. Acker.

Inventor:

Riley A. Shinn.  
Rev. Parker H. Sweet, Jr. & Co.  
Attys.

# UNITED STATES PATENT OFFICE.

RILEY A. SHINN, OF GEORGETOWN, DISTRICT OF COLUMBIA.

## IMPROVEMENT IN PAPER-FASTENERS.

Specification forming part of Letters Patent No. **185,457**, dated December 19, 1876; application filed November 18, 1876.

*To all whom it may concern:*

Be it known that I, RILEY A. SHINN, of Georgetown, in the county of Washington and District of Columbia, have invented certain new and useful Improvements in Paper-Fasteners; and I do hereby declare the following to be a full, clear, and exact description thereof, which will enable others skilled in the art to which my invention appertains to make and use the same, reference being had to the accompanying drawings, and to the letters of reference marked thereon, which form a part of this specification.

My invention relates to an improved construction of paper-fasteners; and it consists of an enlarged head or thumb-piece provided with an elongated prong, split vertically through the center from its point to its juncture with the enlarged head, the whole being constructed of a single piece of thin sheet metal, and adapted for use, all as will be hereinafter more fully described, and pointed out in the claim.

Referring to the drawings, Figures 1 and 2 represent the blanks from which I construct the round and octagonal-headed fasteners. Figs. 3 and 4 represent front elevations of the fasteners when completed, ready for use. Figs. 5 and 6 show the manner of cutting the blanks without waste of material.

Similar letters of reference occurring on the several figures indicate like parts.

A represents the blanks from which the round and octagonal-headed fasteners are constructed, the same being cut at a single operation out of narrow strips of thin sheet metal by a series of dies, the heads *a* being countersunk by a suitable-shaped plunger at the same time, and the elongated prong pointed and split through its center, so as to form two prongs, *b b*, arranged in line edgewise to each other, as shown in the drawings.

The part or neck *d* of the prong is then doubled under the head *a*, and the prongs *b b*

bent at right angles to the same, and projecting downward, form the complete fastener, ready for use, as shown in Figs. 3 and 4.

The prongs *b b*, formed as described, and arranged in a line edgewise to each other, permit of the same making a clean cut through the papers to be bound, without liability of crippling or spreading apart, and are assisted materially by the enlarged head in insuring an effective fastener for binding loose papers and pamphlets, the prongs after penetrating through the papers being bent in opposite directions, as shown in Fig. 7.

Owing to the snug and compact form of the blanks, by the peculiar arrangement or dovetailing of them together, a great saving is effected in the stock from which they are cut, as shown in Figs. 5 and 6.

The advantages of my invention will be readily apparent, inasmuch as it combines in its construction and operation a high degree of simplicity and economy of construction, with a ready and efficient adaptation to the purpose intended.

Having thus described my invention, I claim as new and useful—

As an improved article of manufacture, a paper-fastener consisting of the pointed prong split vertically through its center to the neck *d*, so as to form two prongs, *b b*, arranged edgewise to each other, the neck *d* being turned under the enlarged head or thumb-piece *a*, and at right angles to the prongs *b b*, the whole being constructed of a single piece of material, and adapted for use substantially as shown and described.

In testimony that I claim the foregoing I have hereunto set my hand this 18th day of November, 1876.

RILEY A. SHINN.

Witnesses:

PARKER H. SWEET, Jr.,  
J. M. McNEILL.