



US00D738273S

(12) **United States Design Patent**
Hanson

(10) **Patent No.:** **US D738,273 S**

(45) **Date of Patent:** **** Sep. 8, 2015**

(54) **HOOD**

(71) Applicant: **Caterpillar Inc.**, Peoria, IL (US)

(72) Inventor: **Eric Hanson**, Valparaiso, IN (US)

(73) Assignee: **Caterpillar Inc.**, Peoria, IL (US)

(**) Term: **14 Years**

(21) Appl. No.: **29/486,941**

(22) Filed: **Apr. 4, 2014**

(51) **LOC (10) Cl.** **12-16**

(52) **U.S. Cl.**
USPC **D12/173**

(58) **Field of Classification Search**

USPC D12/173, 196, 86, 90-92, 181;
180/69.21, 69.2, 69.22;
296/190.1-190.5, 190.8, 193.11, 37.6
CPC B62D 25/10; B62D 25/06; B62D 65/02;
B62D 25/12; B60Q 1/00
See application file for complete search history.

(56)

References Cited

U.S. PATENT DOCUMENTS

D286,031 S	10/1986	Breitschwerdt et al.	
4,813,736 A	3/1989	Schubert et al.	
5,984,037 A	11/1999	Duhem	
D450,277 S *	11/2001	Onopa	D12/173
D467,202 S	12/2002	Mondragon Sarmiento et al.	
6,666,291 B2	12/2003	Hyslop et al.	
7,195,307 B2 *	3/2007	Tucker et al.	296/190.05
D550,131 S *	9/2007	Onopa	D12/173
D556,654 S *	12/2007	Lee et al.	D12/173
D563,852 S *	3/2008	Rosen et al.	D12/173
D571,696 S *	6/2008	Rosen et al.	D12/173
D619,049 S	7/2010	Beigel et al.	
D623,091 S	9/2010	Beigel et al.	
D623,092 S	9/2010	Beigel et al.	
D632,224 S	2/2011	Peltola et al.	
D641,669 S *	7/2011	Vardis	D12/173

D645,380 S *	9/2011	Beigel et al.	D12/96
D653,994 S	2/2012	Fukushima et al.	
8,408,608 B2	4/2013	Wilkens et al.	
D685,294 S	7/2013	Hanson et al.	
D687,357 S *	8/2013	Weil	D12/173
D692,812 S *	11/2013	Harriton	D12/173
D694,682 S *	12/2013	Johnson	D12/173
8,678,479 B2 *	3/2014	Jaynes	296/190.1
D701,807 S *	4/2014	Futschik et al.	D12/173
D706,185 S *	6/2014	Mackay	D12/173
D707,595 S *	6/2014	Kavaja	D12/173

(Continued)

OTHER PUBLICATIONS

Provisional U.S. Appl. No. 61/975,114; Tilting Hood Assembly Having Fender-Mounted Handle; Eric Hanson et al.; filed Apr. 4, 2014.

(Continued)

Primary Examiner — Melody Brown

(74) *Attorney, Agent, or Firm* — Finnegan, Henderson, Farabow, Garrett & Dunner, LLP

(57) **CLAIM**

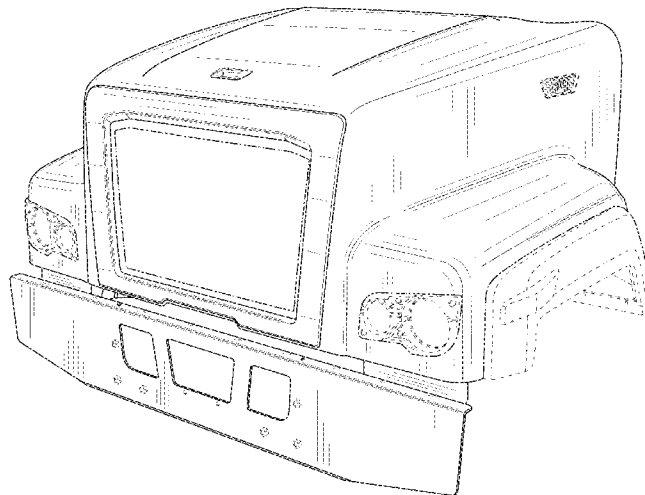
The ornamental design for a hood, as shown and described.

DESCRIPTION

FIG. 1 is a front left perspective view of a truck grille and surround showing my new design; FIG. 2 is a front elevation view thereof; FIG. 3 is a left side view thereof, the right side view being a mirror image thereof; and, FIG. 4 is a top plan view thereof.

The broken lines of even length shown in the drawings are included for the purposes of illustrating environmental structure and portions of the hood that form no part of the claimed design. The broken lines of uneven length define the boundary of the claimed design. The rear and bottom of the hood are not seen during ordinary use and are not part of the claimed design.

1 Claim, 4 Drawing Sheets



(56)

References Cited

OTHER PUBLICATIONS

U.S. PATENT DOCUMENTS

D710,768 S * 8/2014 Ishizuka et al. D12/173
D712,323 S * 9/2014 Mays et al. D12/173
D718,684 S * 12/2014 Thole et al. D12/173
D721,307 S * 1/2015 Platto et al. D12/173

Non-Provisional U.S. Appl. No. 14/274,196; Tilting Hood Assembly
Having Fender-Mounted Handle; Eric Hanson et al; filed May 9,
2014.

* cited by examiner

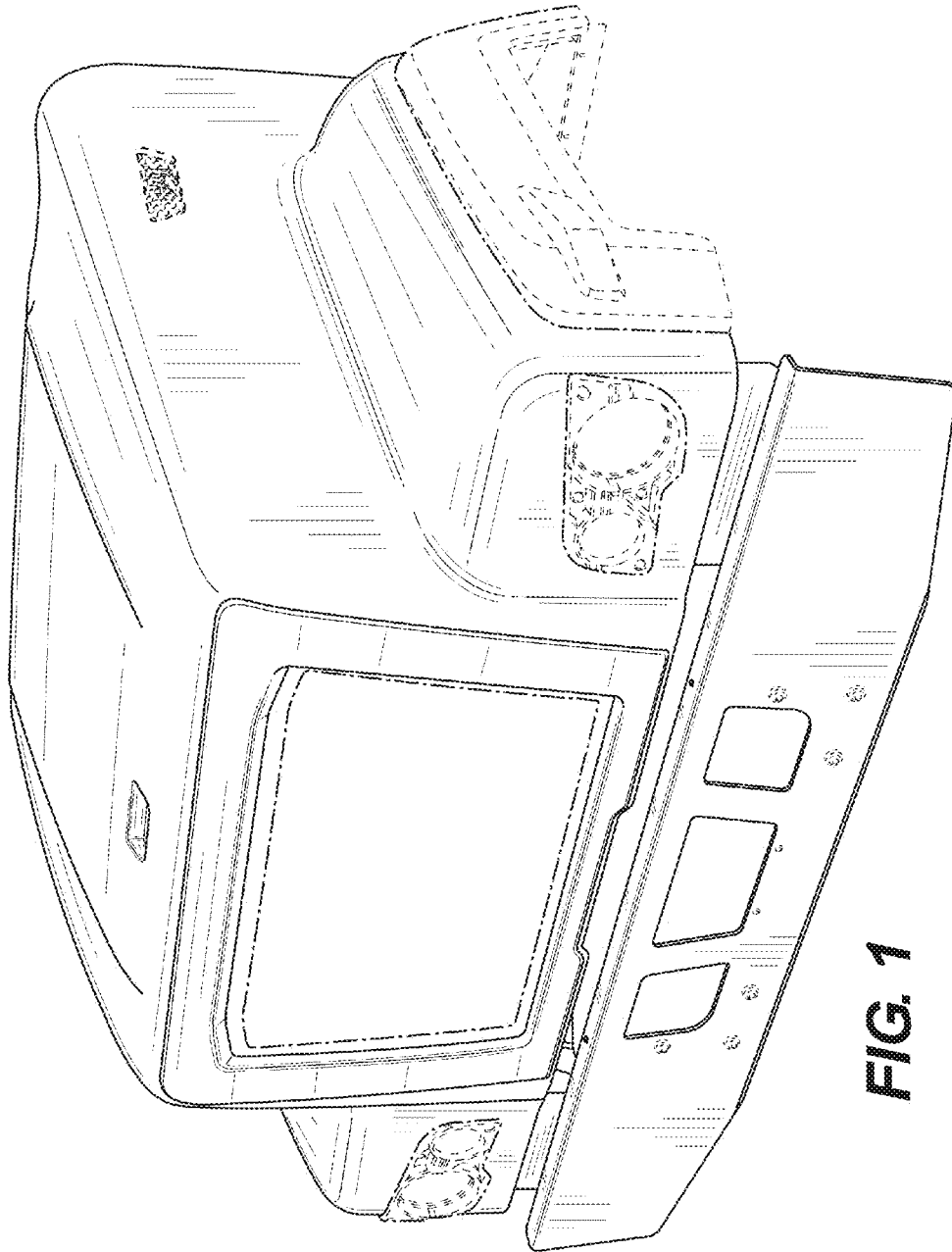


FIG. 1

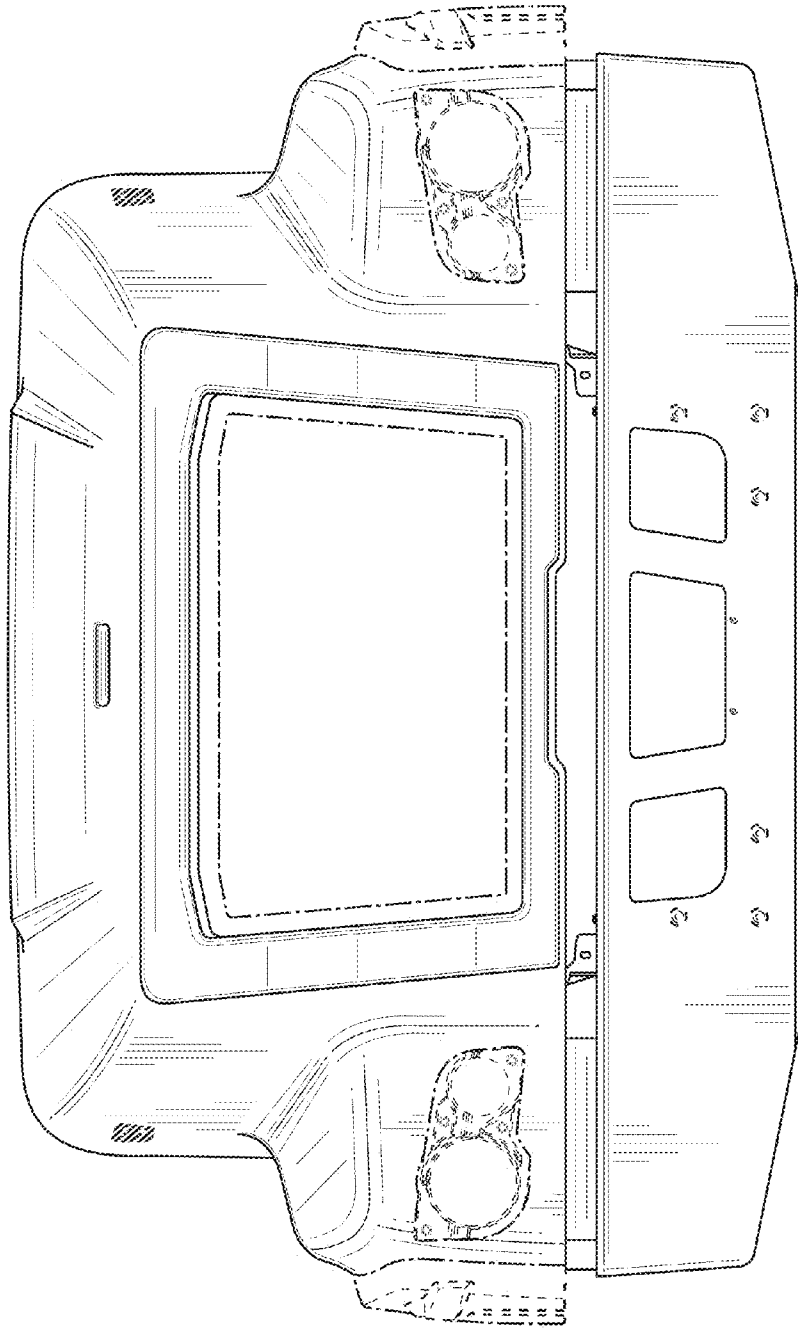


FIG. 2

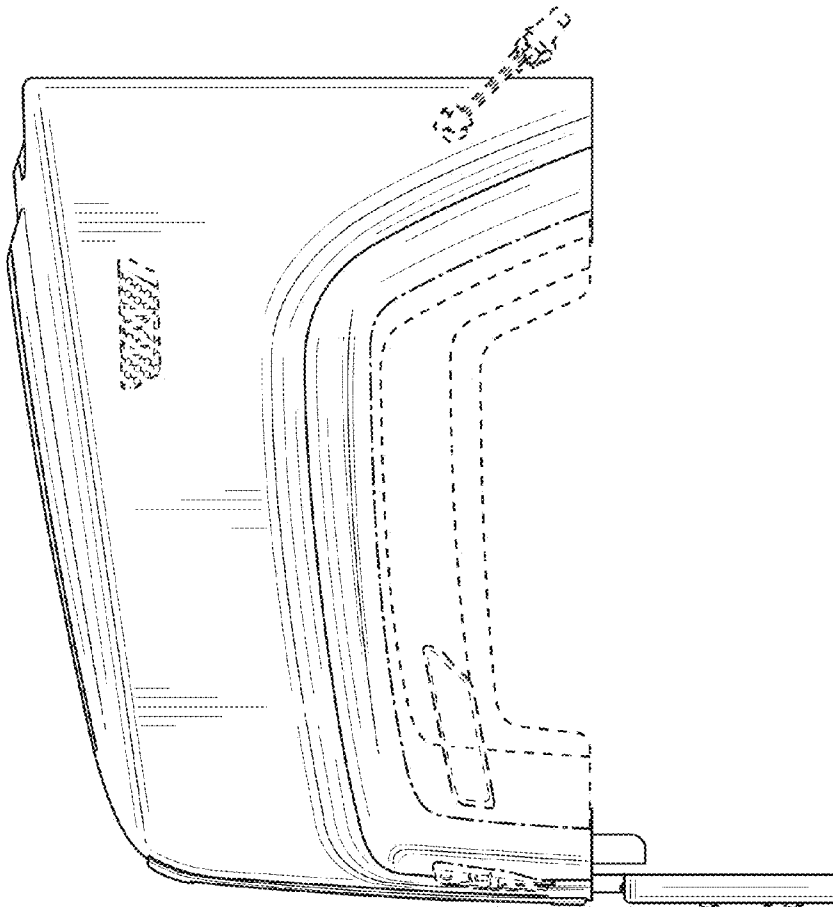


FIG. 3




FIG. 4