



US00D798553S

(12) **United States Design Patent**  
**Lee**

(10) **Patent No.:** **US D798,553 S**

(45) **Date of Patent:** **\*\* Oct. 3, 2017**

- (54) **SHOE MIDSOLE**
- (71) Applicant: **NIKE, Inc.**, Beaverton, OR (US)
- (72) Inventor: **TaeYong Lee**, Sherwood, OR (US)
- (73) Assignee: **NIKE, Inc.**, Beaverton, OR (US)
- (\*\*) Term: **15 Years**
- (21) Appl. No.: **29/549,062**
- (22) Filed: **Dec. 18, 2015**
- (51) **LOC (10) Cl.** ..... **02-04**
- (52) **U.S. Cl.**  
USPC ..... **D2/947; D2/960**
- (58) **Field of Classification Search**  
USPC ..... D2/902, 906, 908, 916, 918, 925,  
D2/946-962, 977; 36/3 B, 22 R, 24.5,  
36/25 R, 28, 32 R, 34 R, 59 C, 67 A, 103  
CPC ..... A43B 13/00; A43B 13/02; A43B 13/023;  
A43B 13/026; A43B 13/04; A43B 13/08;  
A43B 13/10; A43B 13/12; A43B 13/14;  
A43B 13/141; A43B 13/143; A43B  
13/16; A43B 13/18; A43B 13/181; A43B  
13/187; A43B 13/189; A43B 13/20; A43B  
13/22; A43B 13/223; A43B 13/24; A43B  
13/28; A43B 13/30; A43B 13/32; A43B  
13/34; A43B 13/36  
See application file for complete search history.

D396,342 S	7/1998	Foxen et al.	
D396,343 S	7/1998	Foxen et al.	
D397,236 S *	8/1998	Wilmot .....	D2/954
D397,846 S *	9/1998	Lozano .....	D2/947
D397,848 S *	9/1998	Avar .....	D2/947
D397,851 S *	9/1998	Greenberg .....	D2/960
D398,742 S *	9/1998	Avar .....	D2/947
D460,852 S *	7/2002	Daudier .....	D2/897
D499,239 S *	12/2004	Burg .....	D2/953
D512,555 S *	12/2005	Tseng .....	D2/961
D514,288 S *	2/2006	Burg .....	D2/947
D518,284 S *	4/2006	Chen .....	D2/977
D575,944 S *	9/2008	Pauk .....	D2/947
D607,188 S *	1/2010	Teteriatnikov .....	D2/946

(Continued)

**FOREIGN PATENT DOCUMENTS**

CN	3062318	8/1997
CN	3092798	12/1998

(Continued)

*Primary Examiner* — T. Chase Nelson

(74) *Attorney, Agent, or Firm* — Banner & Witcoff, Ltd.

(57) **CLAIM**

The ornamental design for a shoe midsole, as shown and described.

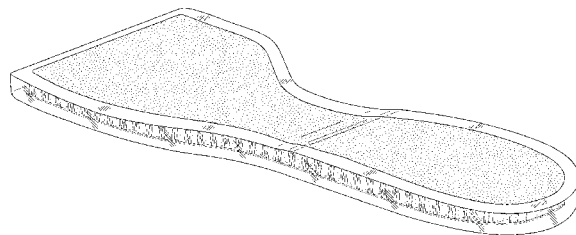
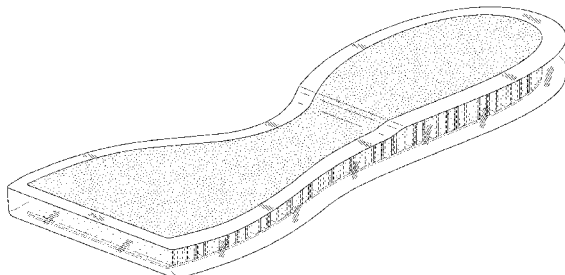
**DESCRIPTION**

FIG. 1 is a front lateral perspective view of a shoe midsole showing my new design;  
 FIG. 2 is a front medial perspective view thereof;  
 FIG. 3 is a rear lateral perspective view thereof;  
 FIG. 4 is a top view thereof;  
 FIG. 5 is a lateral side view thereof;  
 FIG. 6 is a medial side view thereof;  
 FIG. 7 is a front view thereof; and,  
 FIG. 8 is a rear view thereof.  
 The unshaded regions within or adjacent to the shaded area form no part of the claimed design.

**1 Claim, 6 Drawing Sheets**

(56) **References Cited**  
**U.S. PATENT DOCUMENTS**

D311,989 S *	11/1990	Parker .....	D2/947
5,138,775 A *	8/1992	Chu .....	A43B 7/081 36/3 B
D351,277 S *	10/1994	Aveni .....	D2/961
D376,897 S	12/1996	Passke et al.	
D376,898 S	12/1996	Passke et al.	
D384,193 S *	9/1997	Avar .....	D2/947
D395,541 S *	6/1998	Bray, Jr. ....	D2/960



(56)

References Cited

U.S. PATENT DOCUMENTS

D614,837 S \* 5/2010 Teteriatnikov ..... D2/946  
 D619,793 S \* 7/2010 Raysse ..... D2/946  
 D621,142 S \* 8/2010 Teteriatnikov ..... D2/946  
 D626,315 S \* 11/2010 Teteriatnikov ..... D2/946  
 D627,545 S \* 11/2010 Raysse ..... D2/947  
 D628,369 S \* 12/2010 Teteriatnikov ..... D2/946  
 D643,603 S \* 8/2011 Teteriatnikov ..... D2/946  
 D717,029 S \* 11/2014 Young ..... D2/947  
 D723,772 S \* 3/2015 Miner ..... D2/947  
 D723,778 S \* 3/2015 Miner ..... D2/947  
 D725,356 S \* 3/2015 Miner ..... D2/947  
 D725,359 S \* 3/2015 Miner ..... D2/947  
 D734,600 S \* 7/2015 Gargiulo ..... D2/947  
 D737,557 S \* 9/2015 Miner ..... D2/947  
 D741,582 S \* 10/2015 Miner ..... D2/947  
 D741,583 S \* 10/2015 Miner ..... D2/947  
 D753,381 S \* 4/2016 Ostapenko ..... D2/947  
 D759,357 S \* 6/2016 Miner ..... D2/947  
 9,375,049 B2 \* 6/2016 Hazenberg ..... A43B 13/20  
 9,386,821 B2 \* 7/2016 Lambertz ..... A43B 7/146  
 D765,361 S \* 9/2016 Johnsongriffin ..... D2/947  
 D768,968 S \* 10/2016 Howe ..... D2/947  
 D776,419 S \* 1/2017 VanHook ..... D2/947  
 9,603,415 B2 \* 3/2017 Taylor ..... B29D 35/122

2007/0266598 A1 \* 11/2007 Pawlus ..... A43B 13/141  
 36/102  
 2009/0288312 A1 \* 11/2009 Dua ..... A43B 1/04  
 36/29  
 2009/0288313 A1 \* 11/2009 Rapaport ..... A63B 43/00  
 36/29  
 2010/0088928 A1 \* 4/2010 Sarantakos ..... A43C 11/1493  
 36/103  
 2011/0179679 A1 \* 7/2011 Clark ..... A43B 1/0072  
 36/30 R  
 2012/0233880 A1 \* 9/2012 Chao ..... A43B 13/20  
 36/29  
 2012/0255196 A1 \* 10/2012 Gishifu ..... A43B 13/203  
 36/29  
 2014/0196308 A1 \* 7/2014 Baratta ..... A43B 13/184  
 36/29  
 2014/0259462 A1 \* 9/2014 Taylor ..... A43B 13/20  
 12/146 R  
 2017/0086532 A1 \* 3/2017 Youngs ..... A43B 13/20

FOREIGN PATENT DOCUMENTS

CN 3092799 12/1998  
 CN 3099937 1/1999  
 CN 3106179 3/1999

\* cited by examiner

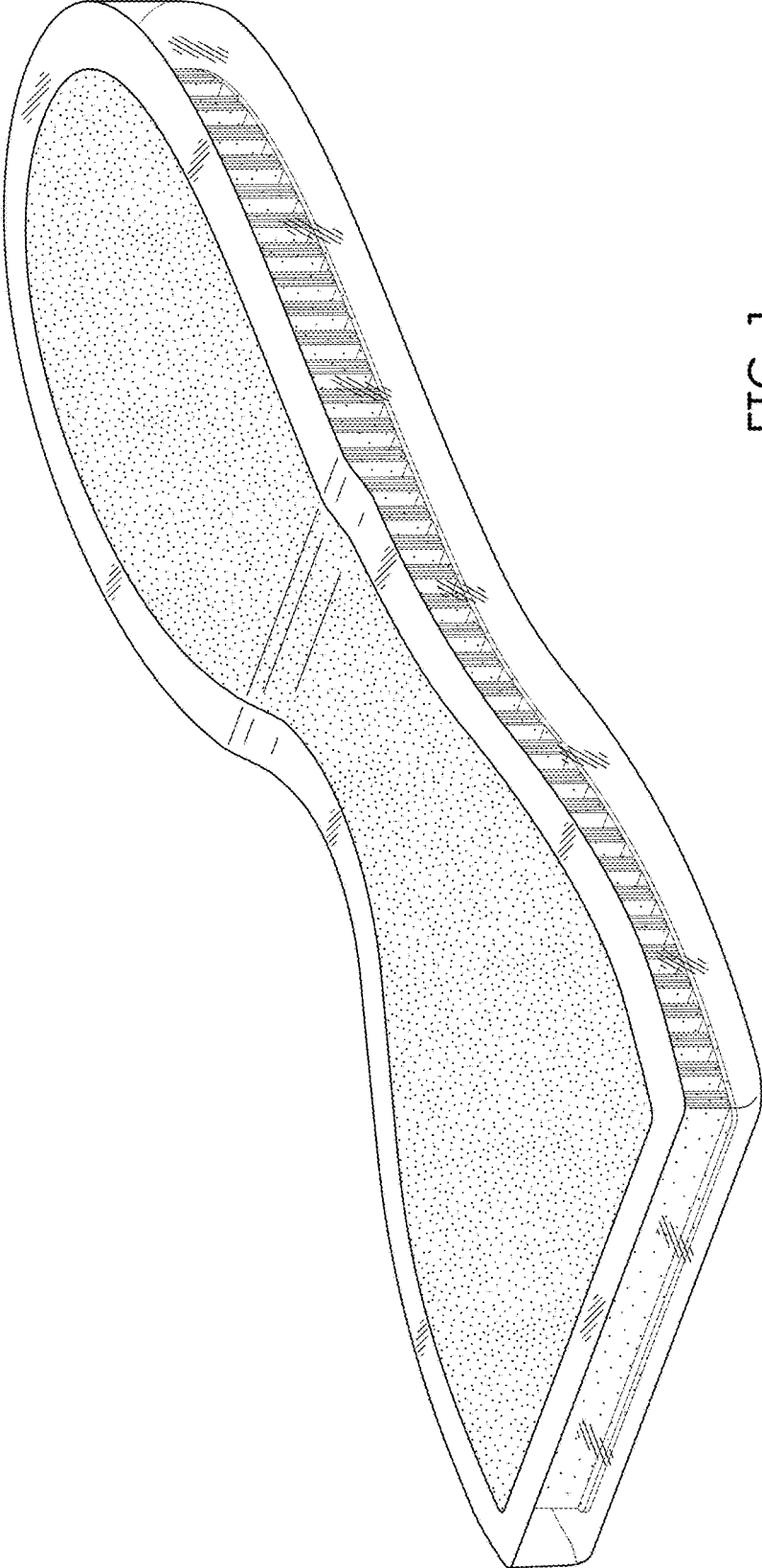


FIG. 1

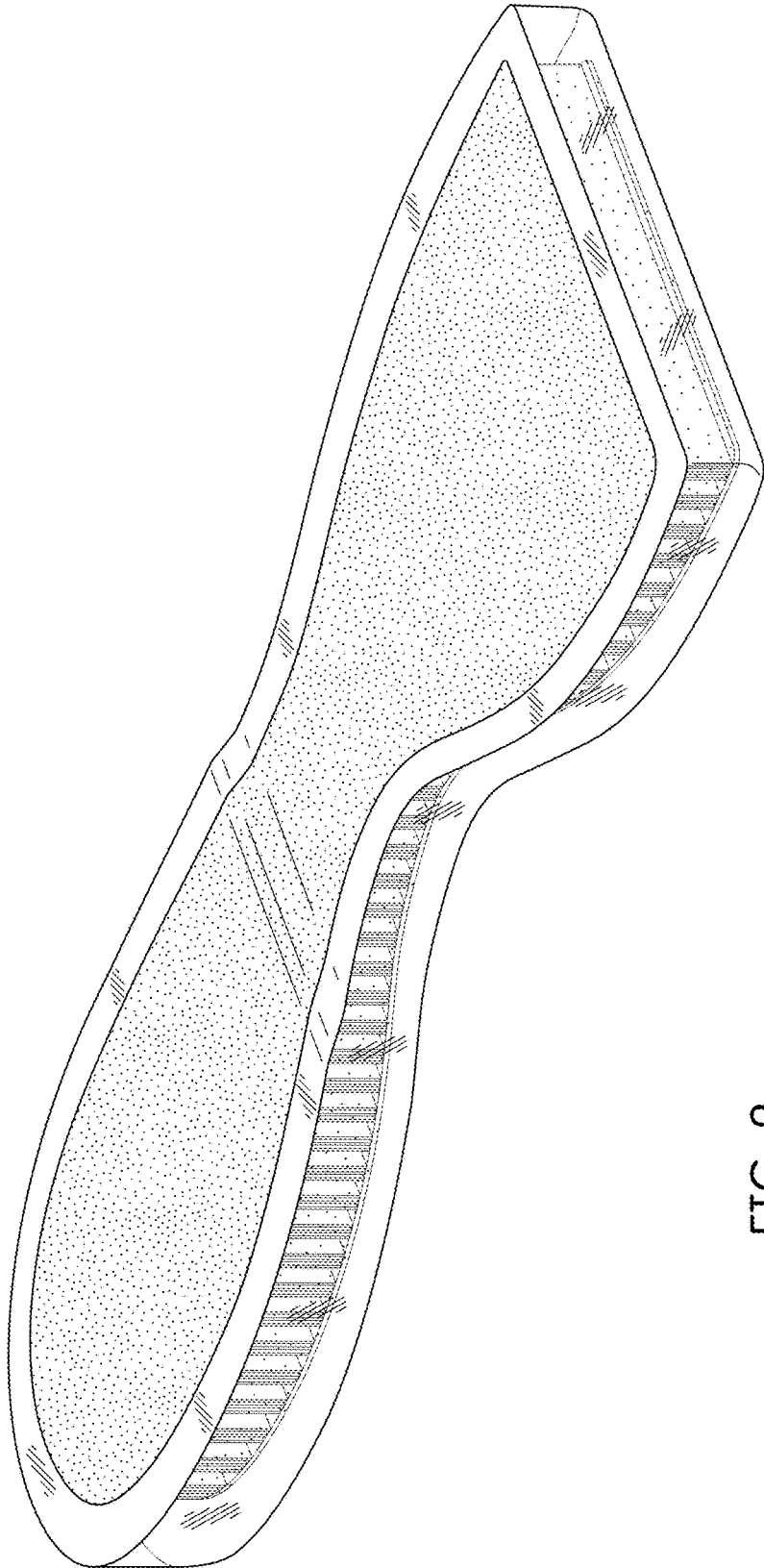


FIG. 2

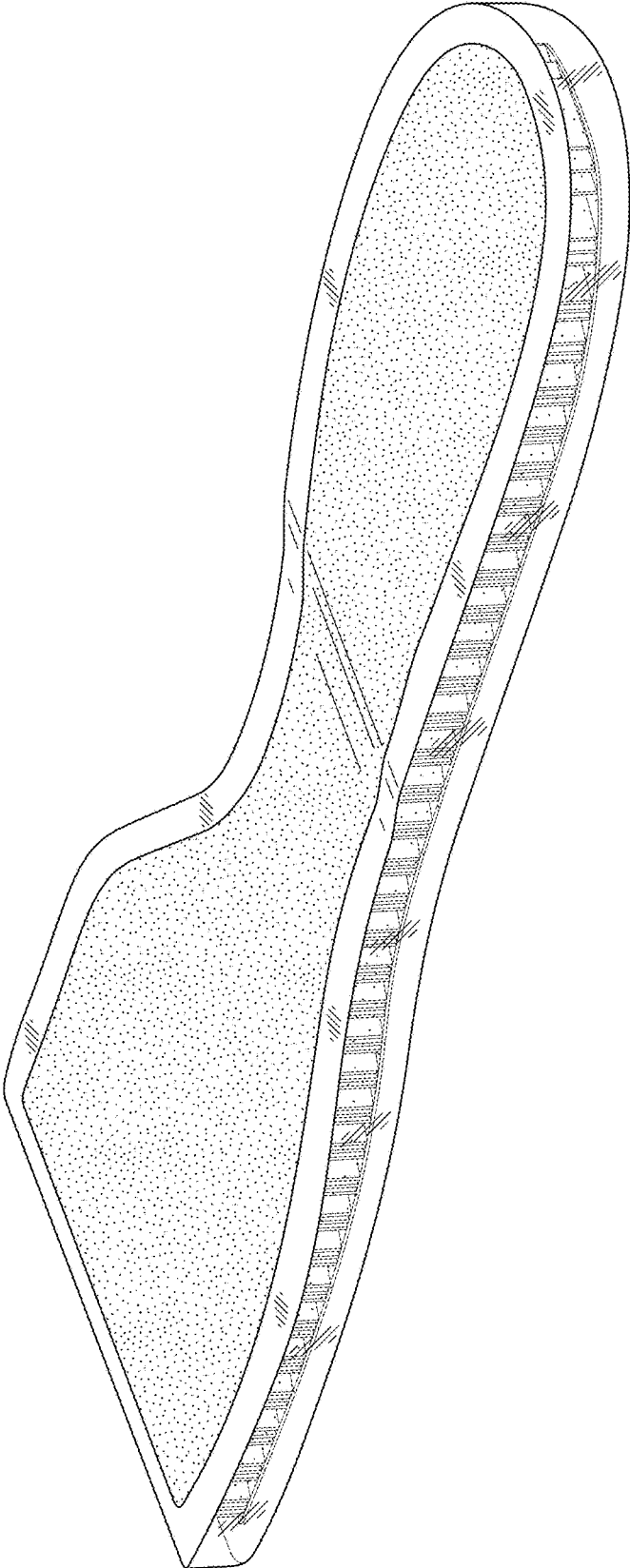


FIG. 3

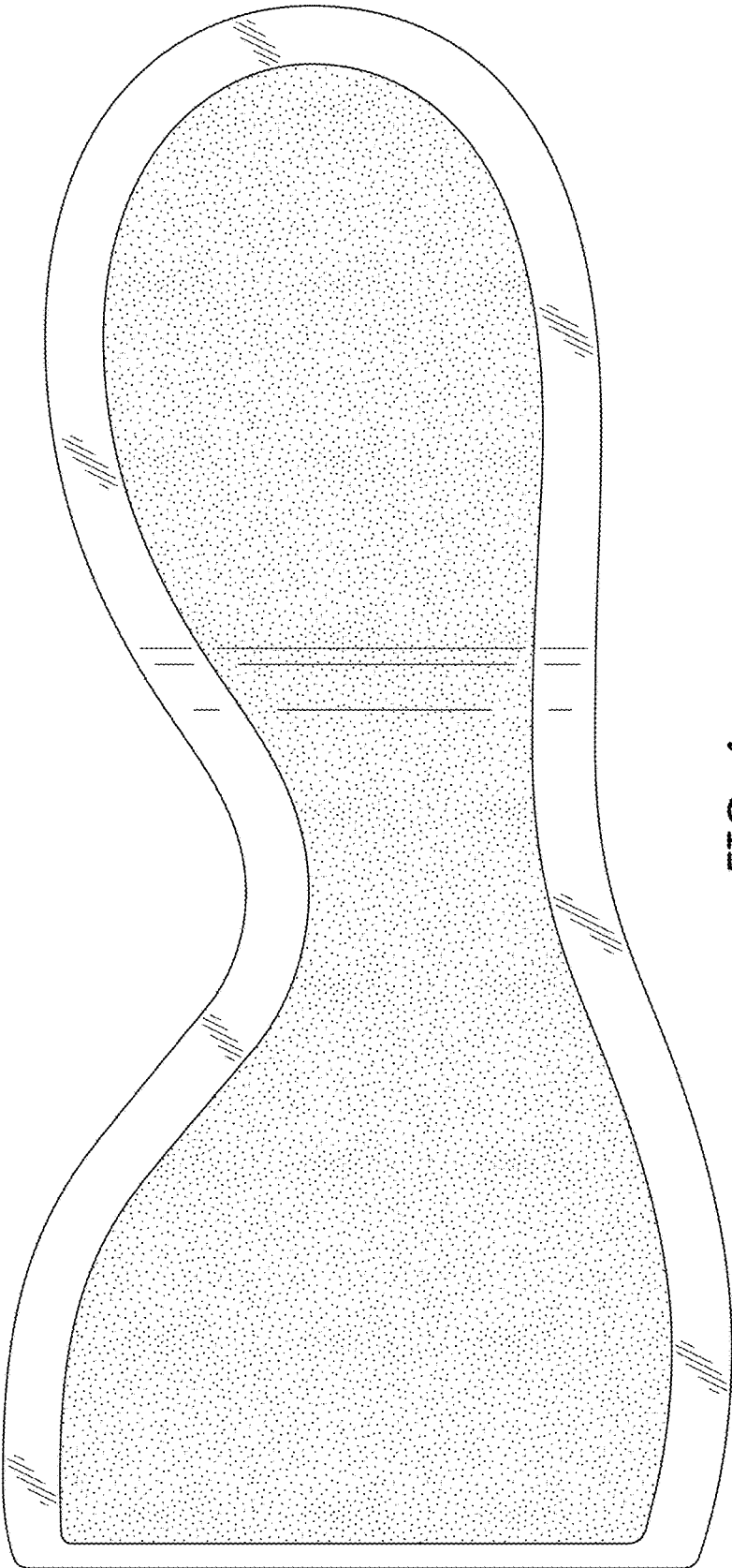


FIG. 4

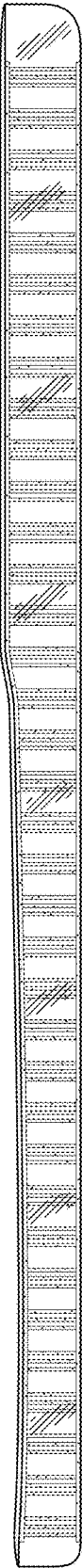


FIG. 5



FIG. 6

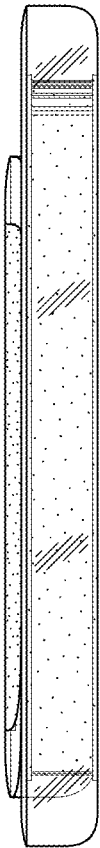


FIG. 7

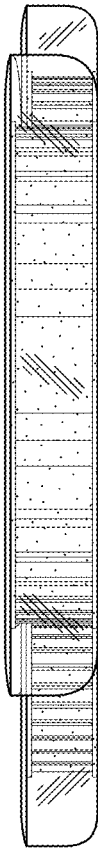


FIG. 8