

(19) World Intellectual Property Organization
International Bureau



(43) International Publication Date
4 February 2010 (04.02.2010)

PCT

(10) International Publication Number
WO 2010/013242 A1

(51) International Patent Classification:

A61P 25/32 (2006.01) A61K 31/444 (2006.01)
A61K 31/4427 (2006.01) C07D 213/67 (2006.01)
A61K 31/4439 (2006.01)

(21) International Application Number:

PCT/IL2009/000741

(22) International Filing Date:

29 July 2009 (29.07.2009)

(25) Filing Language:

English

(26) Publication Language:

English

(30) Priority Data:

61/084,514 29 July 2008 (29.07.2008) US

(71) Applicant (for all designated States except US): **ALCOBRA LTD.** [IL/IL]; 53 Hashalom Road, Vered Tower, 20th floor, 53454 Givatayim (IL).

(72) Inventors; and

(75) Inventors/Applicants (for US only): **YAMIN, Rina** [IL/IL]; 3 Harel Street, 76516 Rehovot (IL). **MEGIDDO, Dalia** [IL/IL]; M.P. Judean Hills, 90804 Nataf (IL).

(74) Agent: **REINHOLD COHN AND PARTNERS**; P.O.B. 4060, 61040 Tel-Aviv (IL).

(81) Designated States (unless otherwise indicated, for every

kind of national protection available): AE, AG, AL, AM, AO, AT, AU, AZ, BA, BB, BG, BH, BR, BW, BY, BZ, CA, CH, CL, CN, CO, CR, CU, CZ, DE, DK, DM, DO, DZ, EC, EE, EG, ES, FI, GB, GD, GE, GH, GM, GT, HN, HR, HU, ID, IL, IN, IS, JP, KE, KG, KM, KN, KP, KR, KZ, LA, LC, LK, LR, LS, LT, LU, LY, MA, MD, ME, MG, MK, MN, MW, MX, MY, MZ, NA, NG, NI, NO, NZ, OM, PE, PG, PH, PL, PT, RO, RS, RU, SC, SD, SE, SG, SK, SL, SM, ST, SV, SY, TJ, TM, TN, TR, TT, TZ, UA, UG, US, UZ, VC, VN, ZA, ZM, ZW.

(84) Designated States (unless otherwise indicated, for every

kind of regional protection available): ARIPO (BW, GH, GM, KE, LS, MW, MZ, NA, SD, SL, SZ, TZ, UG, ZM, ZW), Eurasian (AM, AZ, BY, KG, KZ, MD, RU, TJ, TM), European (AT, BE, BG, CH, CY, CZ, DE, DK, EE, ES, FI, FR, GB, GR, HR, HU, IE, IS, IT, LT, LU, LV, MC, MK, MT, NL, NO, PL, PT, RO, SE, SI, SK, SM, TR), OAPI (BF, BJ, CF, CG, CI, CM, GA, GN, GQ, GW, ML, MR, NE, SN, TD, TG).

Published:

— with international search report (Art. 21(3))

(54) Title: SUBSTITUTED PYRIDOXINE-LACTAM CARBOXYLATE SALTS

(57) Abstract: The present invention provides salt adducts comprising at least one positively charged moiety being a pyridoxine or a derivative thereof and at least one carboxylated 5- to 7-membered lactam ring, optionally additionally substituted, methods of their preparation, and pharmaceutical compositions and medicaments comprising them. Salt adducts of the invention and compositions comprising them may be used to in the treatment of diseases or disorders associated with or inflicted by alcohol consumption.



WO 2010/013242 A1

SUBSTITUTED PYRIDOXINE-LACTAM CARBOXYLATE SALTS

CROSS-REFERENCE TO RELATED APPLICATION

[0001] The present application claims priority from U.S. Provisional Patent Application No. 61/084,514, filed on July 29, 2008, which is incorporated herein in its entirety by reference.

TECHNICAL FIELD

[0002] The present invention relates to salt adducts comprising at least one pyridoxine or a derivative thereof and at least one carboxylated 5- to 7-membered lactam ring and uses thereof.

BACKGROUND OF THE INVENTION

[0003] Alcohol-induced liver diseases are a common disorder in modern communities and societies. For example, in Europe there are more than 45 million individuals showing signs of alcohol-related damage such as liver disease and myopathies. Chronic alcohol consumption increases hepatic accumulation of triglycerides and leads to hepatic steatosis, which is the earliest and most common response to severe alcohol intoxication.

[0004] Thus, severe alcohol intoxication is a serious disease that should be treated with medication in order to reduce the damage to the human body of the alcohol intoxicated individual. For example, alcohol intoxication can be treated with metadoxine (pyridoxine L-2-pyrrolidone-5-carboxylate). Metadoxine is a salt of the corresponding anion of L-2-pyrrolidone-5-carboxylic acid (L-2-pyroglytamic acid) (1) and the protonated derivative of pyridoxine (vitamin B6) (2), having the following structures:

[0011] In further aspect, the invention provides a use of a salt adduct of the disclosure for the preparation of a pharmaceutical composition for the treatment or prevention of a disease or disorder associated with or inflicted by alcohol consumption.

[0012] The invention also provides a use of a salt adduct of the invention for the preparation of a pharmaceutical composition capable of shortening the half-life of ethanol in the blood of a subject.

[0013] In another aspect, the invention provides a method for treating or preventing a disease or disorder associated with or inflicted by alcohol consumption, comprising administering to a subject in need thereof an effective amount of a salt adduct of the invention.

[0014] In a further aspect, the invention provides methods of shortening the half-life of ethanol in the blood of a subject, comprising administering to a subject in need thereof an effective amount of a salt adduct of the invention.

[0015] In another aspect, the invention provides a kit for reducing the effect of alcohol intoxication, comprising at least one container comprising a salt adduct of the invention, and instructions for use thereof.

DETAILED DESCRIPTION OF THE INVENTION

[0016] In one aspect, the present invention provides a salt adduct comprising at least one positively charged moiety being a pyridoxine or a derivative thereof and at least one carboxylated 5- to 7-membered lactam ring, optionally additionally substituted; provided that when said carboxylated lactam ring is an L-2-pyroglutamate (compound (1)), said positively charged moiety is other than pyridoxine (compound (2)).

[0017] As used herein the term "*salt adduct*" is meant to encompass a salt product of a direct addition of two or more distinct ions, wherein the overall charge of the salt adduct is zero. In certain embodiments, the salt adduct comprises one positively charged moiety having a single positive charge functional group (i.e., the positively charged moiety is charged with +1 net charge) and one negatively charged moiety having a single negative charge functional group (i.e., the negatively charged moiety is charged with -1 net charge). In certain embodiments, the salt adduct comprises one positively charged moiety having two positively charged functional groups, which may be the same or different (i.e., the positively charged moiety is charged with +2

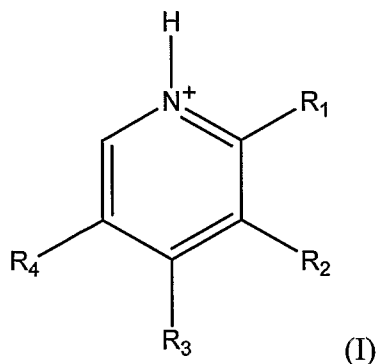
net charge) and two negatively charged moieties, which may be the same or different, and each having a single negative charged functional group (i.e., each negatively charged moiety is charged with -1 net charge). In certain embodiments, the salt adduct comprises two positively charged moieties, which may be the same or different, having each one positively charged functional group (i.e., each positively charged moiety is charged with +1 net charge) and one negatively charged moiety, having two negatively charged functional groups, being the same or different (i.e., the negatively charged moiety is charged with -2 net charge). In certain embodiments, the salt adduct comprises a positively charged moiety charged with +n net charge (originating from one or more positively charged functional groups, which may be the same or different), and a negatively charge moiety having -n (originating from one or more negatively charged functional groups, which may be the same or different) net charge, wherein n is an integer which may be equal to 1, 2, 3, 4, 5 or 6.

[0018] As used herein, a "*positively charged moiety of a salt adduct*" of the invention is the corresponding acid of pyridoxine, or any derivative thereof. In certain embodiments, the positive charge of the positively charged moiety stems from the protonated basic nitrogen atom of pyridoxine (as for example in compound (2)) or any derivative thereof (such as for example compounds of formula (I)). In certain embodiments, the positively charged pyridoxine derivative is substituted with a positively charged functional group such as for example $-\text{NH}_3^+$, $-\text{CH}_2\text{NH}_3^+$, $-\text{NH}_2\text{R}^+$, $-\text{NHR}_2^+$ (wherein each R is independently a $\text{C}_1\text{-C}_6$ alkyl), which may, in some embodiments, be present in addition to the positively charged protonated basic aromatic nitrogen atom in the pyridine ring.

[0019] As used herein, a "*carboxylated 5- to 7-membered lactam ring*" of a salt adduct of the invention, is meant to encompass a γ -lactam, δ -lactam or ϵ -lactam rings, having a negatively charged carboxylate group ($-\text{COO}^-$) substituted thereto. In certain embodiments, said carboxylate group is substituted at the lactam ring carbon atom adjacent to the amide nitrogen. In another embodiment said carboxylated lactam ring is a L-2-pyrrolidone-5-carboxylate (compound (1)). In other embodiments said carboxylate group is substituted on any position of the lactam ring. In certain embodiments, said carboxylated 5- to 7-membered lactam ring may be substituted by another substituent at any position on the lactam ring.

[0020] It should be understood that the present invention encompasses a salt adduct as described herein above and below, provided that when said carboxylated lactam ring is an L-2-pyrroglutamate, i.e. compound (1), said positively charged moiety is other than pyridoxine, i.e. compound (2).

[0021] In some embodiments of the present invention, said positively charged moiety of a salt adduct of the invention, is a compound of formula (I):



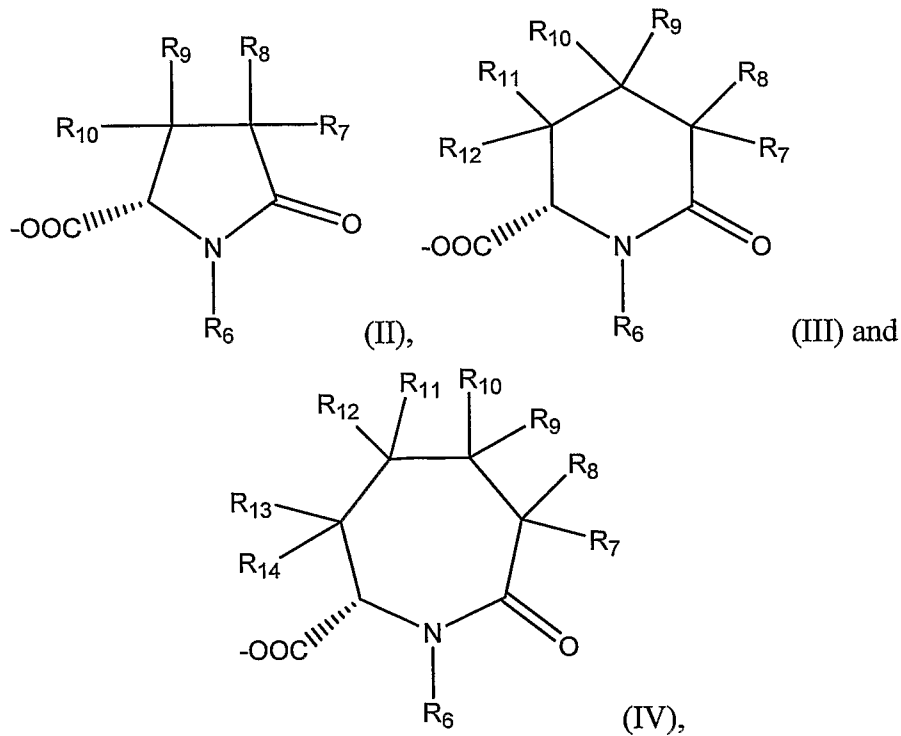
wherein

R₁ is straight or branched C₁-C₆ alkyl;

R₂ is selected from -OH, straight or branched C₁-C₆ alkoxy, and straight or branched C₁-C₆ alkoxycarbonyl;

R₃ and R₄ are each independently selected from a formyl group, straight or branched C₁-C₆ alkyl optionally substituted by at least one halogen, amine, hydroxyl, C₁-C₆ alkoxy, thiol, C₁-C₆ alkoxycarbonyl.

[0022] In certain embodiments, said carboxylated lactam ring of a salt adduct of the invention is selected from the group consisting of:

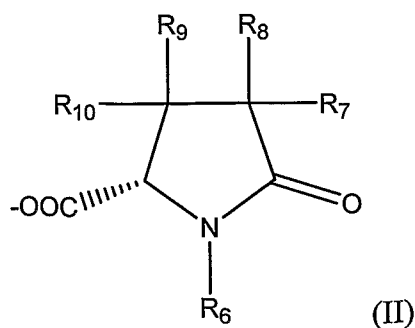


wherein

R_6 is selected from H, straight or branched C_1 - C_6 alkyl optionally substituted by one or more halogen atoms, straight or branched C_2 - C_6 alkenyl, straight or branched C_2 - C_6 alkynyl, cycloalkyl, aryl and heteroaryl optionally substituted by C_1 - C_6 alkyl;

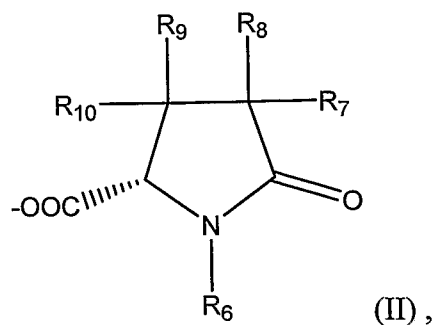
R_7 , R_8 , R_9 , R_{10} , R_{11} , R_{12} , R_{13} and R_{14} are each independently selected from H, straight or branched C_1 - C_6 alkyl, C_2 - C_6 alkenyl, C_2 - C_6 alkynyl, cycloalkyl, aryl and heteroaryl optionally substituted by at least one group selected from C_1 - C_6 alkyl, halogen, amino, cyano, nitro, thiol, C_1 - C_6 alkoxy, aminocarbonyl, C_1 - C_6 alkoxy carbonyl, C_1 - C_6 carboxyalkyl, C_1 - C_6 alkoxy carbonylalkyl and amidino.

[0023] In certain embodiments, said carboxylated lactam ring is a compound of formula (II):

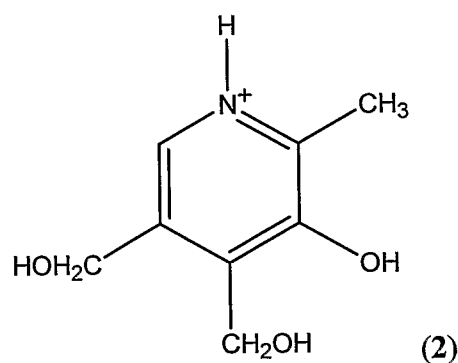


wherein R_6 , R_7 , R_8 , R_9 and R_{10} are as defined above. In certain embodiments, R_6 is C_1 - C_6 alkyl. In yet further embodiments, R_9 is C_1 - C_6 alkyl.

[0024] In certain embodiments, said carboxylated lactam ring of a salt adduct is a compound of formula (II):

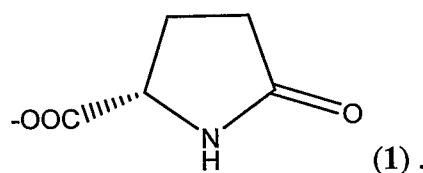


and said positively charged moiety of a salt adduct is compound (2):

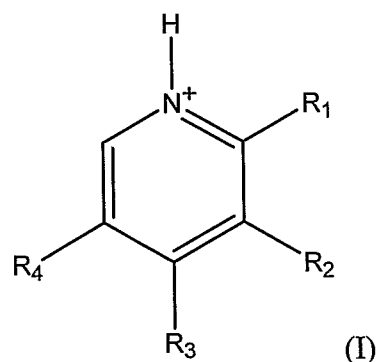


wherein R_6 , R_7 , R_8 , R_9 and R_{10} are as defined above.

[0025] In certain embodiments, said carboxylated lactam ring of a salt adduct is compound (1):



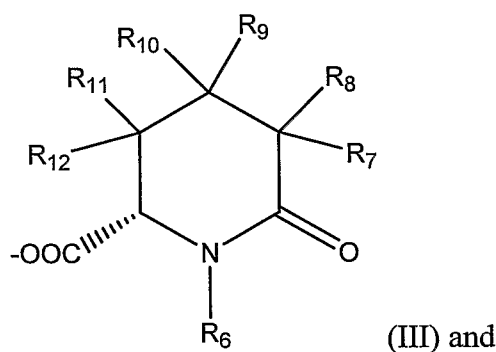
and said positively charged moiety of a salt adduct is a compound of formula (I):



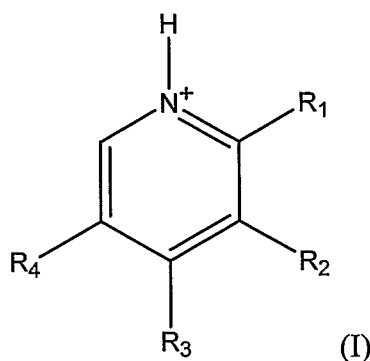
wherein R_1 , R_2 , R_3 and R_4 are as defined above.

[0026] In some embodiments of the above defined salt adduct of the carboxylated lactam ring formula (1) and positively charged compound of formula (I), R_1 is a C_1 - C_6 alkyl and R_2 , R_3 and R_4 are as defined above. In other embodiments of the above defined salt adduct of the carboxylated lactam ring formula (1) and positively charged compound of formula (I), R_2 is selected from hydroxyl and C_1 - C_6 alkoxy; and R_1 , R_3 and R_4 are as defined above. In further embodiments of the above defined salt adduct of the carboxylated lactam ring formula (1) and positively charged compound of formula (I), R_3 is $-CH_2R_{15}$, wherein R_{15} is selected from $-C_1$ - C_6 alkoxy, $-OH$ and $-NH_3^+$; and R_1 , R_2 and R_4 are as defined above. In yet further embodiments of the above defined salt adduct of the carboxylated lactam ring formula (1) and positively charged compound of formula (I), R_4 is selected from formyl and $-CH_2R_{16}$, wherein R_{16} is selected from $-C_1$ - C_6 alkoxy and $-OH$; and R_1 , R_2 and R_3 are as defined above.

[0027] In other embodiments of a salt adduct of the invention, said carboxylated lactam ring is a compound of formula (III):

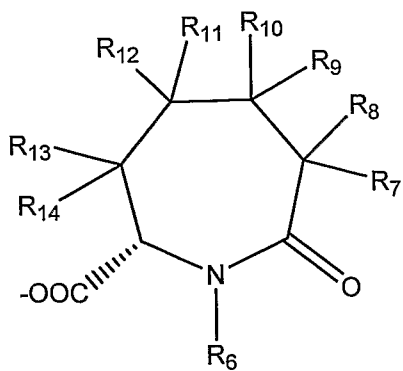


said positively charged moiety is a compound of formula (I):

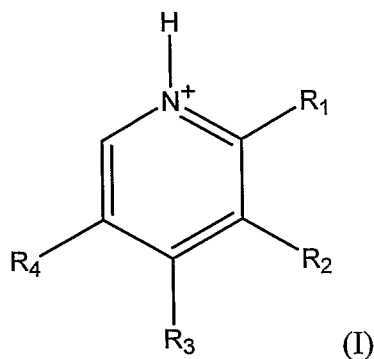


wherein R_1 , R_2 , R_3 , R_4 , R_6 , R_7 , R_8 , R_9 , R_{10} , R_{11} and R_{12} are as defined above.

[0028] On other embodiments of a salt adduct of the invention, said carboxylated lactam ring is a compound of formula (IV):

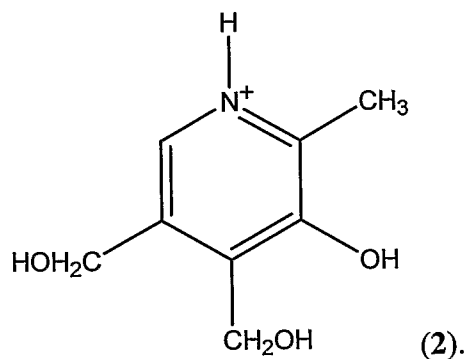


said positively charged moiety is a compound of formula (I):

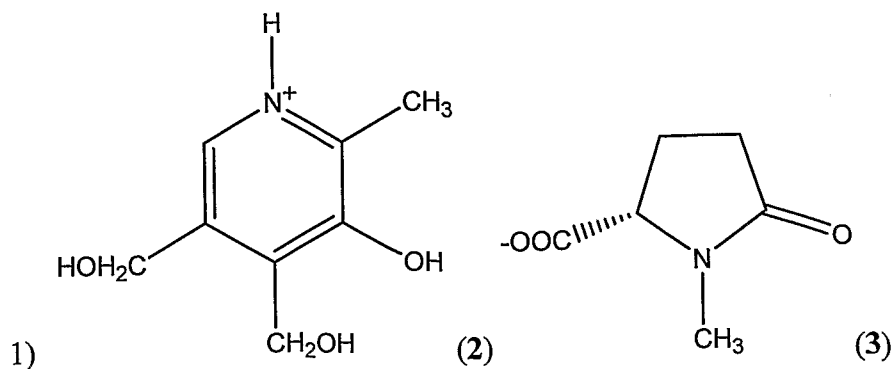


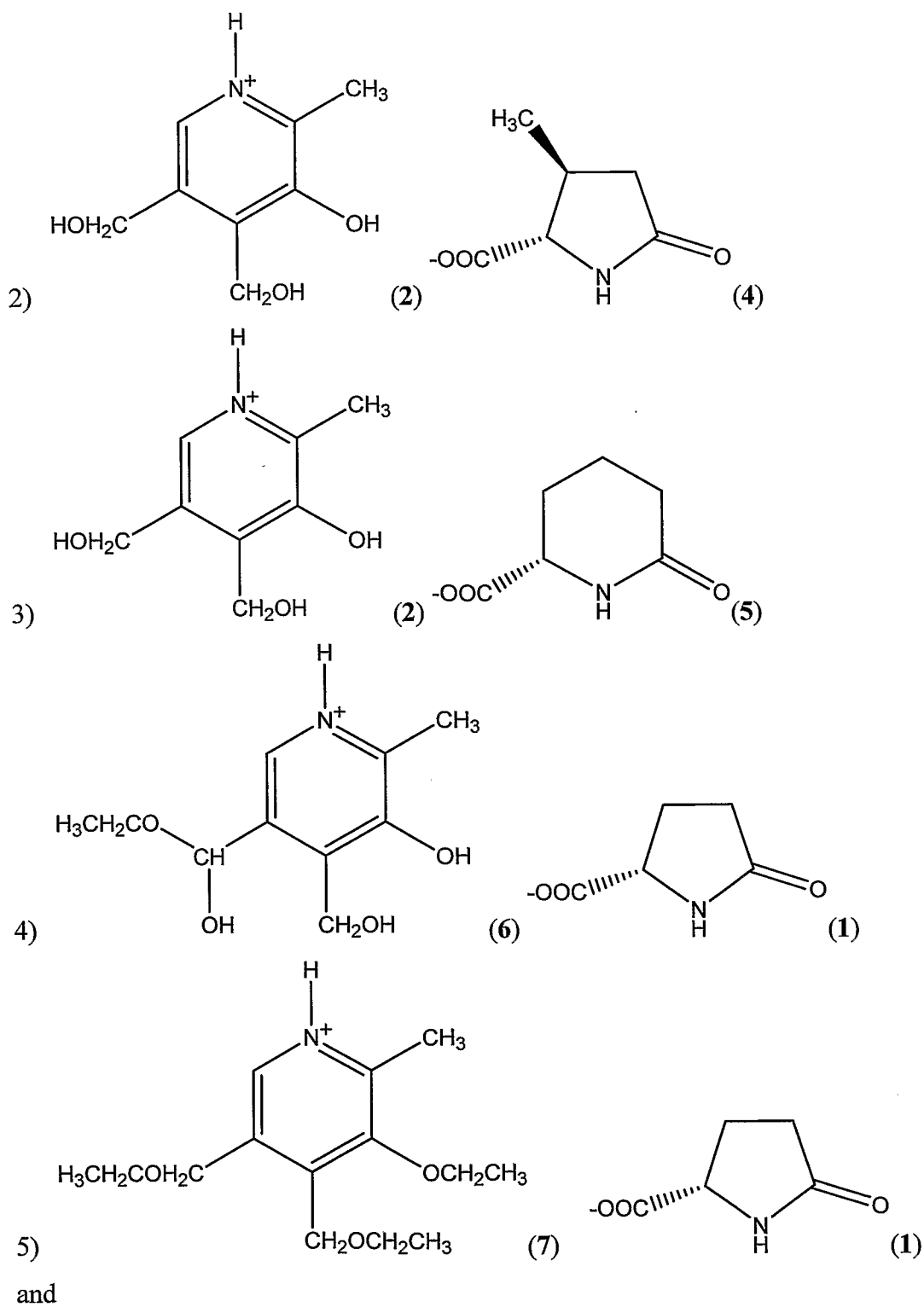
wherein R₁, R₂, R₃, R₄, R₆, R₇, R₈, R₉, R₁₀, R₁₁, R₁₂, R₁₃ and R₁₄ are as defined above.

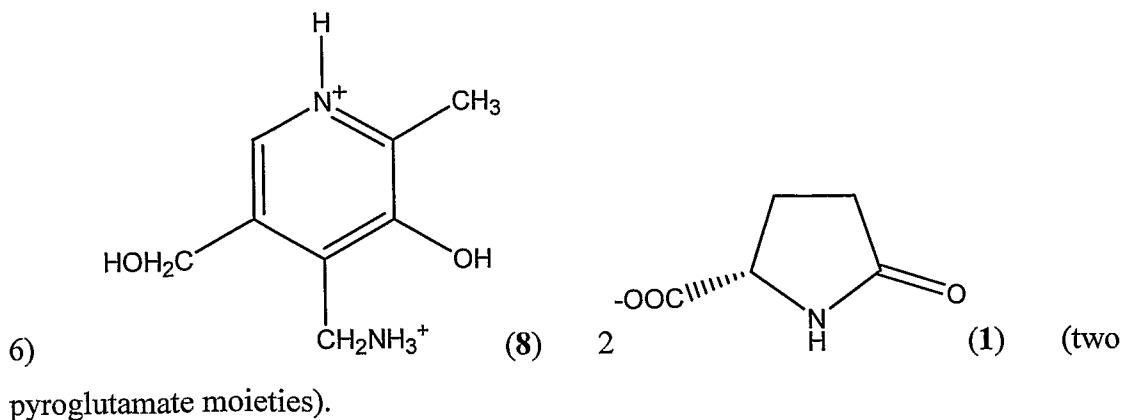
[0029] In one embodiment of the above defined salt adducts said positively charged moiety is a compound of formula (2):



[0030] In certain embodiments, the salt adduct is selected from:







[0031] The term “*halogen*” as used herein means F, Cl, Br or I.

[0032] The term “*C₁-C₆ alkyl*” as used herein represents a saturated, branched or straight hydrocarbon chain having 1, 2, 3, 4, 5 or 6 carbon atoms. Typical *C₁₋₆* alkyl groups include, but are not limited to, methyl, ethyl, n-propyl, isopropyl, butyl, isobutyl, sec-butyl, tert-butyl, pentyl, isopentyl, hexyl, isohexyl and the like.

[0033] The term “*C₂-C₆ alkenyl*” as used herein represents a branched or straight hydrocarbon chain having 2, 3, 4, 5 or 6 carbon atoms and at least one double bond positioned between any two carbons of the chain. Examples of such groups include, but are not limited to, ethenyl, 1-propenyl, 2-propenyl, isopropenyl, 1,3-butadienyl, 1-butenyl, 2-butenyl, 1-pentenyl, 2-pentenyl, 1-hexenyl, 2-hexenyl and the like.

[0034] The term “*C₂-C₆ alkynyl*” as used herein represents a branched or straight hydrocarbon chain having 2, 3, 4, 5 or 6 carbon atoms and at least one triple bond positioned between any two carbons of the chain. Examples of such groups include, but are not limited to, ethynyl, 1-propynyl, 2-propynyl, 1-butylnyl, 2-butylnyl, 1-pentylnyl, 2-pentylnyl, 1-hexynyl, 2-hexynyl and the like.

[0035] The term “*C₁-C₆ alkoxy*” as used herein refers to the radical -O-C₁₋₆ alkyl, wherein *C₁₋₆* alkyl is as defined above. Representative examples are methoxy, ethoxy, n-propoxy, isopropoxy, butoxy, sec-butoxy, tert-butoxy, pentoxy, isopentoxy, hexoxy, isohexoxy and the like.

[0036] The term “*C₁-C₆ alkylthio*” as used herein refers to the radical -S-C₁₋₆ alkyl, wherein *C₁₋₆* alkyl is as defined above. Representative examples are methylthio, ethylthio, isopropylthio, n-propylthio, butylthio, pentylthio and the like.

[0037] The term “*cycloalkyl*” as used herein represents a monocyclic, carbocyclic group having 3, 4, 5, 6, 7 or 8 carbon atoms, but may also include heteroatoms such as N, O and/or S. Representative examples are cyclopropyl, cyclobutyl, cyclopentyl, cyclohexyl, cycloheptyl, cyclooctyl and the like.

[0038] The term “*aryl*” as used herein is intended to include carbocyclic aromatic ring systems such as phenyl, biphenyl, naphthyl, anthracenyl, phenanthrenyl, fluorenyl, indenyl, pentalenyl, azulenyl and the like. Aryl is also intended to include the partially hydrogenated derivatives of the carbocyclic systems enumerated above. Non-limiting examples of such partially hydrogenated derivatives are 1,2,3,4-tetrahydronaphthyl, 1,4-dihydronaphthyl and the like.

[0039] The term “*heteroaryl*” as used herein refers to ring systems in which at least one ring is an aromatic ring in which at least one atom is a non-carbon atom, either substituted or non-substituted, where the non-carbon atom may be, for example, a nitrogen, sulfur or oxygen atom.

[0040] The term “*C₁-C₆ alkoxy*” as used herein refers to the radical -C(O)O-C₁₋₆ alkyl, wherein C₁₋₆ alkyl is as defined above.

[0041] The terms “*C₁-C₆ alkoxy*” and “*C₁-C₆ alkylthio*” as used herein refers to the radicals C₁₋₆-O- and C₁₋₆-S-, respectively, wherein C₁₋₆ alkyl is as defined above.

[0042] The term “*hydroxyl*” as used herein refers to the radical -OH. As used herein the term “*thiol*” refers to the radical -SH. As used herein the term “*formyl*” refers to the radical -COH. As used herein the term “*cyano*” refers to the radical -CN. As used herein the term “*nitro*” refers to the radical -NO₂.

[0043] The term “*amine*” as used herein refers to -NH₃ or any primary (-NH₂R), secondary (-NHR₂), tertiary (-NR₃) or quaternary amines (-NR₄⁺), wherein each R may be the same or different and independently selected from H, C₁-C₆ alkyl, C₁-C₆ alkenyl, C₁-C₆ alkynyl as defined herein above.

[0044] The term “*C₁-C₆ carboxyalkyl*” as used herein refers to the radical -CO-(C₁-C₆ alkyl), wherein C₁₋₆ alkyl is as defined above.

[0045] The term “*aminocarbonyl*” as used herein refers to the radical -CONR₂, wherein each of groups R is independently selected from H, C₁-C₆ alkyl, C₁-C₆ alkenyl, C₁-C₆ alkynyl as defined herein above.

[0046] The term “*alkoxyalkyl*” as used herein refers to the radical -OCO-(C₁-C₆alkyl), wherein C₁₋₆ alkyl is as defined above.

[0047] The term “*amidino*” as used herein refers to the radical -C(=NH)-NH₂.

[0048] The term “*optionally substituted*” as used herein means that the moieties referred to are either unsubstituted or substituted with one or more of the substituents specified. When the moieties referred to are substituted with more than one substituent the substituents may be the same or different.

[0049] Such substituents can include, for example, a halogen, a hydroxyl, a carbonyl (such as a carboxyl, an alkoxy carbonyl, a formyl, or an acyl), a thiocarbonyl (such as a thioester, a thioacetate, or a thioformate), an alkoxy, an alkylthio, an acyloxy, a phosphoryl, a phosphate, a phosphonate, an amino, an amido, an amidine, an imine, a cyano, a nitro, an azido, a sulfhydryl, an alkylthio, a sulfate, a sulfonate, a sulfamoyl, a sulfonamido, a sulfonyl, a heterocyclyl, an aralkyl, or an aryl or heteroaryl moiety.

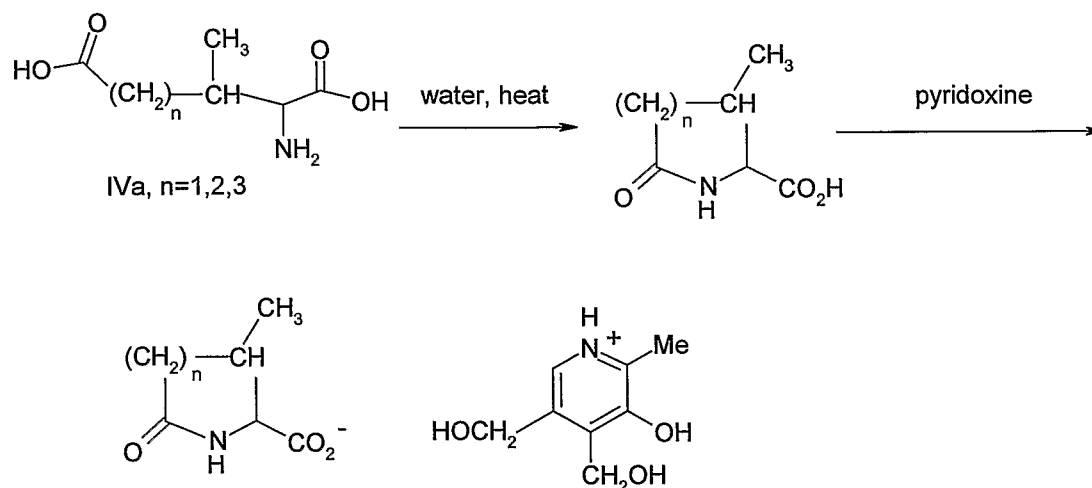
[0050] It should be understood that moieties of a salt adduct of the invention may contain each at least one chiral center, and thus may exist in, and be isolated as, any stereoisomer thereof including, enantiomers, diastereomers or any mixtures thereof including, but not limited to racemic mixtures. The present invention includes any possible stereoisomer (e.g. enantiomers, diastereomers), any mixtures thereof including, but not limited to, racemic mixtures, of any of the individual moieties of a salt adduct of the invention. Where the herein-described processes for the preparation of each of the moieties of a salt adduct of the invention give rise to mixtures of stereoisomers, these isomers may be separated by conventional techniques, such as preparative chromatography. The moieties of a salt adduct of the invention may be each prepared in any mixture of possible stereoisomers thereof, including but not limited to racemic mixtures thereof, or individual stereoisomers (e.g. enantiomers, diastereomers) may be prepared either by enantiospecific synthesis or by chiral chromatographic separation of a racemate. Whenever referring to amino acids, the invention should be understood to encompass natural and non-natural amino acids or any derivative thereof.

[0051] The term "*non-natural amino acid*" as used herein refers herein to amino acids, or any derivative thereof, that are not among the amino acids which are the building blocks of proteins having L as well as D-configurations, while "*natural amino acids*", refer to amino acids or any derivative thereof, which are the building blocks of proteins, having L as well as D-configurations.

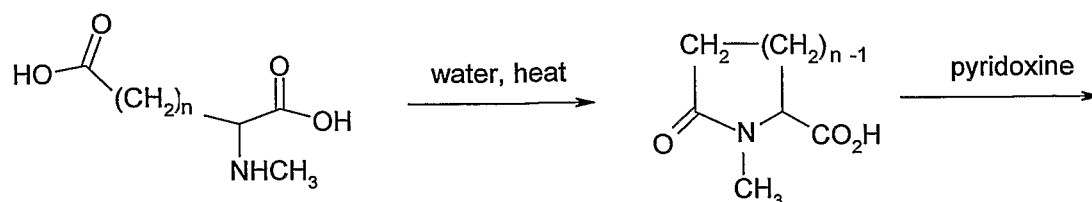
[0052] Carboxylated 5- to 7-membered lactam rings, which may be optionally substituted as defined hereinabove, may be synthetically prepared by any method known to a person skilled in the art or by methods described herein. In certain embodiments, said carboxylated lactam may be prepared from the corresponding amino acids, such as by methods described herein.

[0053] In one aspect, the invention provides methods of preparing, e.g., carboxylated lactam ring of formula (II) (e.g. wherein $n=1$ for a reactant of formula (IVa) in Scheme 1), carboxylated lactam ring (III) (e.g. wherein $n=2$ for a reactant of formula (IVa) in Scheme 1) and carboxylated lactam ring of formula (IV) (e.g. wherein $n=3$ for a reactant of formula (IVa) in Scheme 1), starting from an amino diolic acid of formula (IVa), as depicted in exemplary Scheme 1. It should be noted that the amino diolic acid of formula (IVa) may be in the (*R*) or (*S*) configuration or any mixture thereof, such as for example the equimolar racemic mixture.

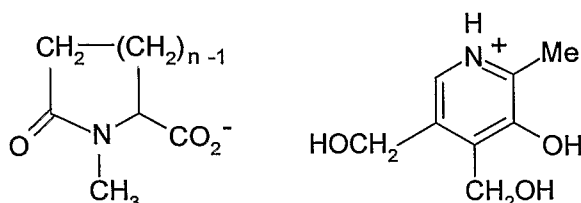
Scheme 1



[0054] In another aspect, the invention provides methods of synthetically preparing, e.g., carboxylated lactam ring of formula (II) (e.g. wherein $n=2$ for a reactant of formula (IVb) in Scheme 2), carboxylated lactam ring of (III) (e.g. wherein $n=3$ for a reactant of formula (IVb) in Scheme 2) and carboxylated lactam ring of formula (IV) (e.g. wherein $n=4$ for a reactant of formula (IVb) in Scheme 2), as depicted in Scheme 2.

Scheme 2

Compound IVb, n=2,3,4



[0055] In another aspect, the invention provides methods of preparing a salt adduct including a positively charged pyridoxine moiety, or a derivative thereof, and a carboxylated 5- to 7-membered lactam ring, including the steps of:

- (a) suspending an optionally substituted amino diacid in water and heating for a sufficient period of time to allow completing lactamization reaction;
- (b) optionally decolorizing the reaction mixture to eliminate impurities;
- (c) isolating the lactam carboxylate;
- (d) optionally purifying the obtained lactam carboxylate by crystallization;
- (e) admixing the obtained lactam carboxylate and a pyridoxine base or a derivative thereof in a solvent mixture optionally under heating; and
- (f) isolating the product.

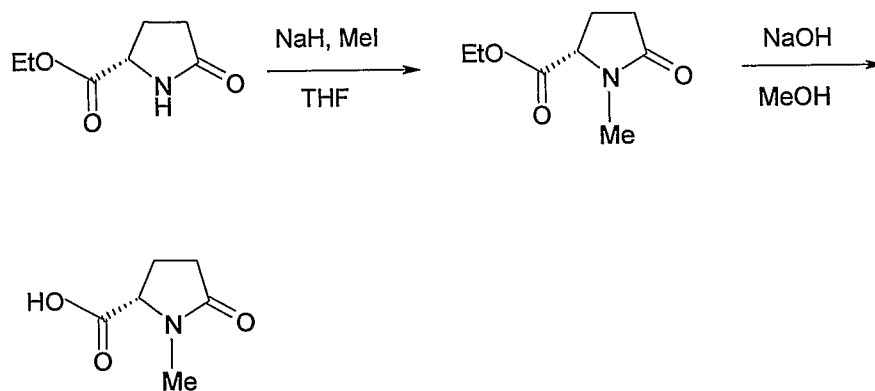
[0056] In some embodiments of a process of the invention, as described herein above, a decolorizing of step (b) may be carried out by using a decolorizing agent such as activated carbon.

[0057] In certain embodiments of a process of the invention, as described herein above, a crystallization of step (d) may be carried out by dissolving the product in an organic solvent and precipitating the purified product by cooling. The solvent used in step (d) may include an alcohol such as, e.g., methanol, ethanol, isopropanol, n-butanol or a ketone such as acetone or methyl ethyl ketone, or a mixture of solvents thereof.

[0058] In certain embodiments, a solvent mixture of step (e) includes a mixture of an alcohol such as methanol, ethanol, isopropanol and the like, and water.

[0059] According to yet another embodiment, there is provided methods of preparing N-substituted L-pyroglutamic acid and the carboxylate thereof, such as, for example, N-methyl-L-pyroglutamic acid (1-methyl-L-pyroglutamic acid), starting from L-pyroglutamic acid ethyl ester, as depicted in Scheme 3 below.

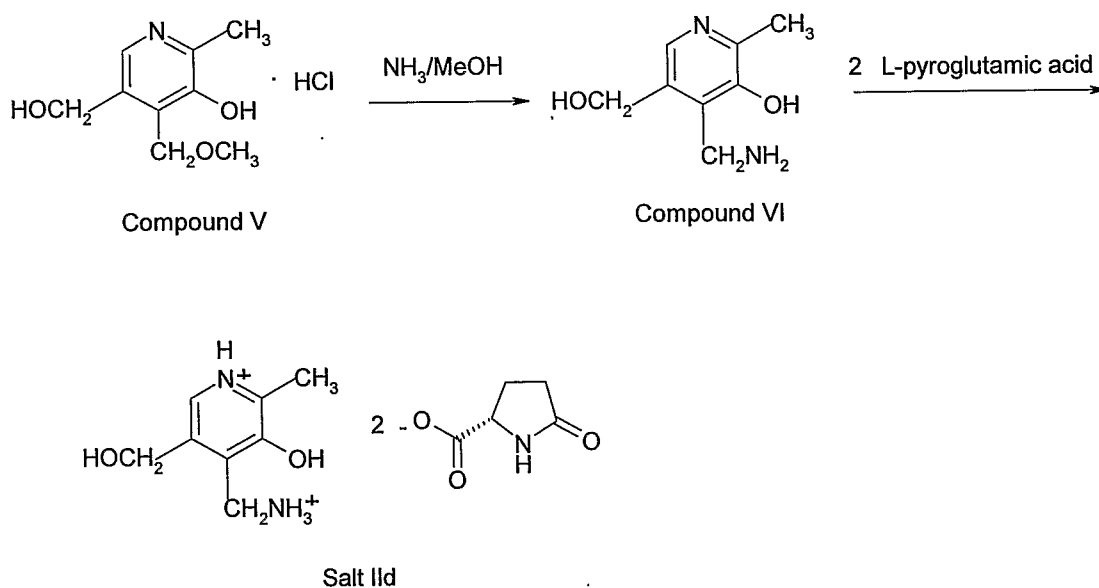
Scheme 3



1-methyl-L-pyroglutamic acid

[0060] The invention further provides methods of preparing a salt adduct of the invention, wherein said positively charged moiety is a substituted pyridoxine, as depicted in Scheme 4 below. The starting reagent is 2-methyl-3-hydroxy-4-methoxymethyl-5-hydroxymethyl-pyridine hydrochloride (Compound (V)). The preparation of the corresponding salt is described in Example 1.

Scheme 4



[0061] The invention further provides methods of preparing a salt adduct of the invention, wherein said positively charged moiety is a substituted pyridoxine, as

depicted in Scheme 5 below. The starting reagent in scheme 5 is 2-methyl-3-hydroxy-4-methoxymethyl-5-hydroxymethyl-pyridine hydrochloride (Compound V). The preparation of the corresponding salt is described in Example 2.

Scheme 5

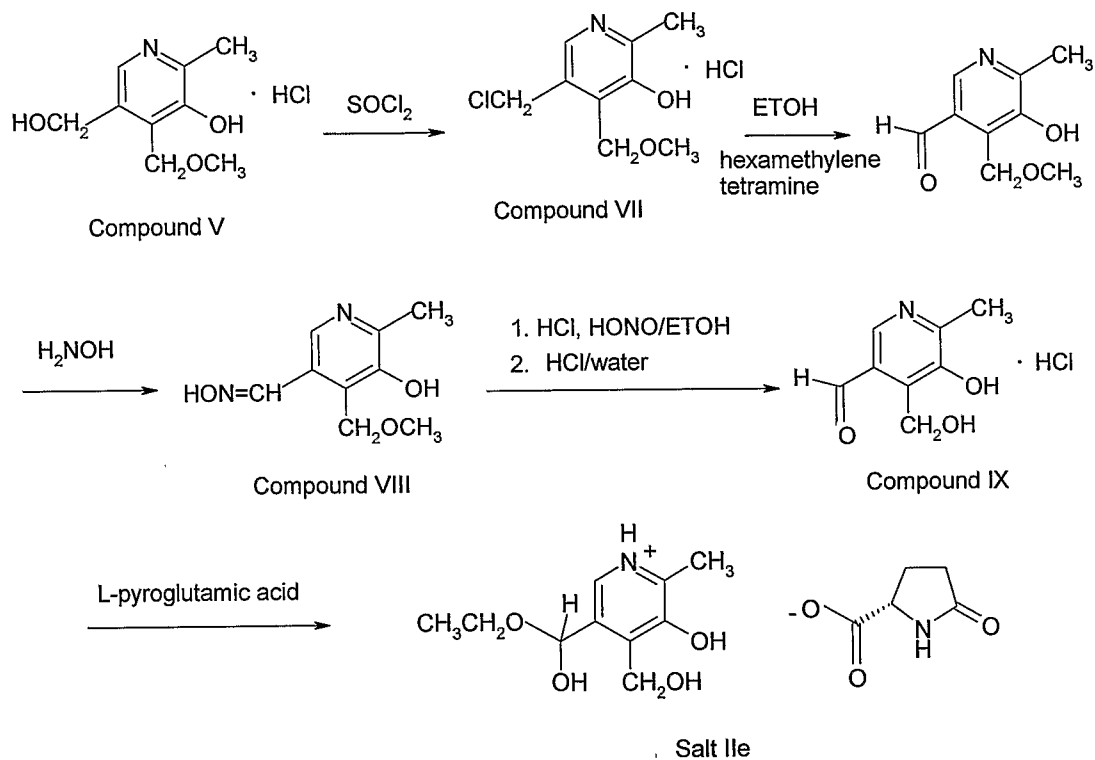
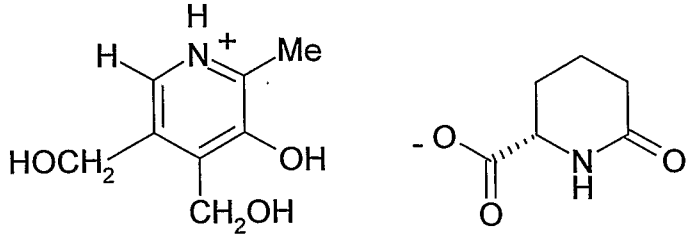
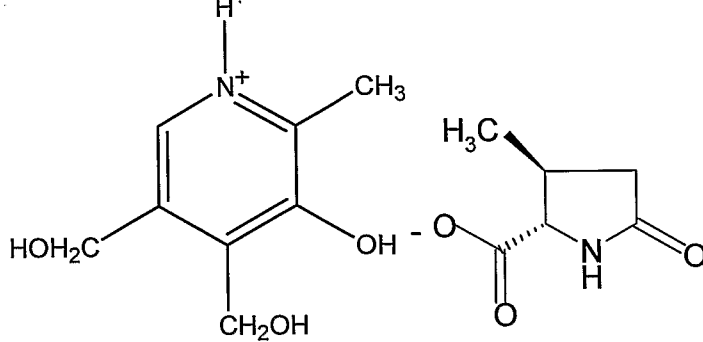
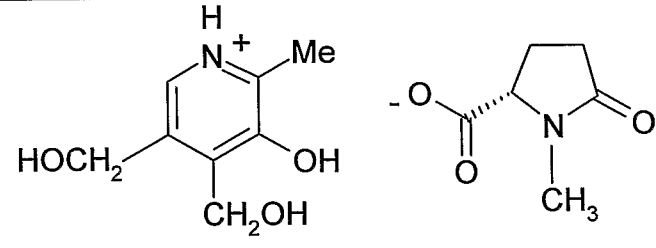
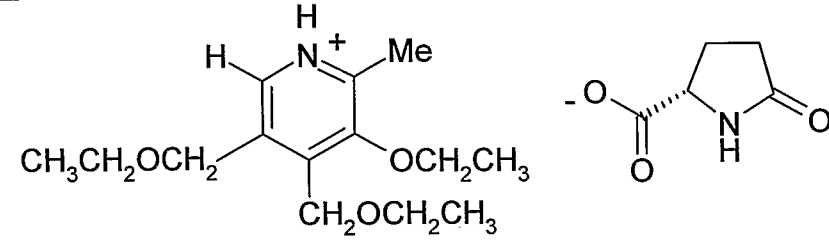


Table 1 depicts several examples of salt adducts of the present invention.

Table 1

Structural formula	Salt No.
	II d
	II e

	IIIId
	IIa
	IIb
	IIc

[0062] The salt adducts of the invention may be useful, e.g., for preventing, treating or ameliorating one or more various diseases, conditions or disorders, particularly those associated with or inflicted by alcohol consumption. The expression “associated with” as used herein includes “caused by” or “linked to” or “(usually) occurring together” or “believed to have an impact on” or otherwise linked.

[0063] When referring to diseases, conditions or disorders associated with or inflicted by alcohol consumption, it should be understood to encompass any disease, condition or disorder which is associated with any amount or level of alcohol consumption by a subject, including, for example, a minimal amount of alcohol consumption, a moderate amount of alcohol consumption or an excessive amount of alcohol consumption. Additionally, said alcohol consumption may be, for example,

sporadic, occasional, continuous, sustained or chronic (or alcohol dependence) over any period of time. In certain embodiments, alcohol consumption by a subject includes, but is not limited to social drinking, session drinking or binge drinking.

[0064] Diseases, conditions or disorders associated with or inflicted by alcohol consumption at any of the above amounts or levels, include but are not limited to: alcohol intoxication, alcoholism, cardiovascular disease, hypertension, coronary heart disease, ischemic stroke, nutrient malabsorption, chronic pancreatitis, liver diseases (such as, for example, fatty liver, hepatitis and cirrhosis), cancer, damage to the central nervous system, damage to peripheral nervous system, malignant neoplasms, psychiatric disorders (such as for example major depression, dysthymia, mania, hypomania, panic disorder, phobias, generalized anxiety disorder, personality disorders, schizophrenia, suicide and brain damage).

[0065] In another one of its aspects the invention provides a pharmaceutical composition comprising a salt adduct of the invention.

[0066] In another aspect of the invention there is provided a pharmaceutical composition comprising a salt adduct of the invention, for use in the treatment or prevention of a disease or disorder associated with or inflicted by alcohol consumption. In some embodiments said pharmaceutical composition comprising a salt adduct of the invention, is intended for use in shortening the half-life of ethanol in the blood of a subject.

[0067] In another one of its aspects the invention provides a use of a salt adduct according to the invention, for the preparation of a pharmaceutical composition for the treatment or prevention of a disease or disorder associated with or inflicted by alcohol consumption. In some embodiments, said disease or disorder is selected from alcohol intoxication, alcoholism, cardiovascular disease, hypertension, coronary heart disease, ischemic stroke, nutrient malabsorption, pancreatitis, liver diseases, cancer, CNS damage, neuropsychiatric or neurological impairment, neoplasms and psychiatric disorders or any combination thereof.

[0068] In another aspect, the invention provides a use of a salt adduct of the invention, for the preparation of a pharmaceutical composition capable of shortening the half-life of ethanol in the blood of a subject.

[0069] When referring to the shortening the half-life of ethanol in the blood of a subject, it should be understood to encompass the ability of a salt adduct of the invention and pharmaceutical compositions comprising it to reduce the time ethanol is

cleared from a subject's blood by any amount. The effects of ethanol half-life in the blood may result for example in faster onset of recovery from alcohol intoxication as compared with non-medicated recovery from alcohol intoxication.

[0070] The invention further provides a method for treating or preventing a disease or disorder associated with or inflicted by alcohol consumption, comprising administering to a subject in need thereof an effective amount of a salt adduct of the invention. In some embodiments of a method described herein said disease or disorder is selected from alcohol intoxication, alcoholism, cardiovascular disease, hypertension, coronary heart disease, ischemic stroke, nutrient malabsorption, pancreatitis, liver diseases, cancer, CNS damage, neuropsychiatric or neurological impairment, neoplasms and psychiatric disorders or any combination thereof.

[0071] In yet a further aspect of the invention, there is provided a method of shortening the half-life of ethanol in the blood of a subject, comprising administering to a subject in need thereof an effective amount of a salt adduct of the invention.

[0072] In certain aspects, the invention provides a method for decreasing or preventing symptoms or effects of alcohol consumption in a subject in need thereof. In some embodiment of a method of the invention, said subject has not reached intoxication, and said method comprises administering a composition comprising a salt adduct according to the invention. In certain aspects, the invention provides a method for preventing alcohol intoxication in a subject in need thereof, comprising administering a composition comprising a salt adduct according to the invention. Additional methods of treating a subject are disclosed in PCT Publication No. WO2009004629, incorporated herein by reference.

[0073] In any of the various embodiments of the methods of the invention described above, the composition may comprise a salt adduct according to the invention formulated for immediate release, sustained release, controlled release, or a combination of any of the foregoing. In any of the various embodiments of the above described methods, the administration is non-chronic administration. In certain embodiments, a salt adduct according to the invention is formulated for non-chronic administration, and preferably for non-invasive administration. In certain other aspects, the invention provides a method for increasing the mean t_{max} of a salt adduct according to the invention in the blood of a subject in need thereof comprising administering a salt adduct according to the invention of the invention formulated for

sustained release or controlled release, optionally including a portion of the salt adduct according to the invention formulated for immediate release.

[0074] In certain aspects, the invention provides a use of any one of the compositions of the invention in the manufacture of a therapeutic composition useful for practicing each of the methods of the invention as described herein, e.g., for reducing or preventing symptoms or effects of alcohol consumption; for preventing alcohol intoxication; for reducing or eliminating blood alcohol levels in a subject, or for increasing the mean t_{max} of a salt adduct according to the invention in the blood of a subject, among others.

[0075] In another aspect of the invention, there is provided a kit for reducing the effect of alcohol intoxication, comprising at least one container comprising a salt adduct of the invention, and instructions for use thereof. In some embodiments, said kit further comprises means for administering said salt adduct.

[0076] The present invention also provides delivery devices and kits comprising a salt adduct or composition according to the invention, and methods for their use in the treatment or prevention of alcohol consumption related symptoms. Kits may optionally include means for measuring or monitoring blood alcohol concentration (BAC) levels before, during or after administration of a salt adduct according to the invention.

[0077] The term "*treatment*" as used herein refers to therapeutic treatment. Those in need of treatment are mammalian subjects suffering from any pathologic condition, particularly conditions associated with excessive alcohol consumption or induced by alcohol. By "*patient*" or "*subject in need*" is meant any mammal who may be affected by the above-mentioned conditions, and to whom the treatment methods herein described are desired, particularly humans.

[0078] Administration of one or more compounds or compositions of the invention to the patient includes both self-administration and administration to the patient by another person.

[0079] The active ingredient(s) used by the invention or any composition thereof, may be administered via any mode of administration, for example, buccal, nasal, oral, inhalation, intravenous, intramuscular, subcutaneous, intraperitoneal, parenteral, transmucosal, transdermal, intravaginal, intranasal, mucosal, sublingual, topical, rectal or subcutaneous administration, or any combination thereof. Suitable modes of

administration are well known in the art and may be selected by the skilled practitioner in view of the subject and condition to be treated.

[0080] The term “*therapeutically effective amount*” as used herein is intended to mean that amount of a drug or pharmaceutical agent that will elicit the biological or medical response of a tissue, a system, animal or human that is being sought by a researcher, veterinarian, medical doctor or other clinician.

[0081] Specific therapeutically effective amounts of the drug administered daily or otherwise by the methods of the invention may range from about 0.005 mg/kg to about 40 mg/kg of body weight, specifically, between about 0.01 to 35 mg/kg, about 0.05 to 30 mg/kg, or about 0.1 to 20 mg/kg. In certain embodiments, the effective amount may be about 1, about 10, about 100, or about 1500 mg, preferably, per day. The effective amount may be about 5 to 1200 mg per day, such as, for example, about 10, about 100, about 500, or about 1000 mg per day. In certain embodiments, the effective amount may be about 1, about 10, about 100, about 200, about 300, about 400, about 500, about 600, about 700, about 800, about 900, about 1000, about 1100, about 1200, about 1300, about 1400, or about 1500 mg, preferably, per day. It should be appreciated that such effective amount may be specific for a human subject. These “*human doses*” may be calculated by dividing doses (mg/kg) in mice by, for example, about 12 to derive respective Human Equivalent Doses (HED) (mg/kg), and further divided by, for example, 10 (Safety Factor in extrapolating from mice to human), in accordance with the Guidance for Industry, Estimating the Maximum Safe Starting Dose in Initial Clinical Trials for Therapeutics in Adult Healthy Volunteers. [Food and Drug Administration (FDA) and Center for Drug Evaluation and Research (CDER), July (2005)]. The effective amount of the drug is preferably comprised within a dosage unit form. Additionally, the administration of the drugs according to the invention may be periodical, for example, the periodic administration may be effective twice daily, three times daily or at least once daily for at least about, for example, two days, three days, four days, five days, six day, seven days or more to one month, two months, three months, four months, or more. There may be advantages of lower doses, evident to those of skill in the art, that may include, for example, *inter alia*, a lower risk of side effects, especially in long-term use, and a lower risk of the patients’ becoming desensitized to the treatment.

[0082] In certain embodiments, unit dosage forms used according to invention may be either for a single or for repeated administration. Administration of said

dosage unit form may be repeated, for example, about every one to about five, about ten or about twenty four hours, e.g., for a therapeutically sufficient period of time. In certain embodiment, the unit dosage form may be a sustained-released dosage unit form which provides continued pH-independent drug release for a considerable period of time after administration, e.g., 30 minutes, 1 hour, 2 hours, 3 hours, 4 hours, 5 hours, 6 hours, 7 hours, 8 hours, 9 hours, 10 hours, 11 hours, or 12 hours or more.

[0083] The skilled medical practitioner will appreciate that the treatment of different conditions may necessitate the use of different doses and/or different dosage regimens.

[0084] Therapeutic formulations may be administered in any conventional dosage formulation. Formulations typically comprise at least one active ingredient, as defined herein, together with one or more acceptable carriers thereof.

[0085] The compositions of the invention may comprise a buffering agent, an agent which adjusts the osmolarity thereof, and optionally, one or more pharmaceutically acceptable carriers, excipients and/or additives as known in the art. Supplementary active ingredients may also be incorporated into the compositions. The carrier may be solvent or dispersion medium containing, for example, water, ethanol, polyol (for example, glycerol, propylene glycol, and liquid polyethylene glycol, and the like), suitable mixtures thereof, and vegetable oils. The proper fluidity may be maintained, for example, by the use of a coating, such as lecithin, by the maintenance of the required particle size in the case of dispersion and by the use of surfactants.

[0086] As used herein "*pharmaceutically acceptable carrier*" may include any solvent, dispersion media, coatings, antibacterial and antifungal agents and the like. The use of such media and agents for pharmaceutical active substances is well known in the art. Except as any conventional media or agent is incompatible with the active ingredient, its use in the therapeutic composition is contemplated.

[0087] Compounds or compositions of the invention (including pharmaceutical compositions, "*drugs*") may be administered orally. The active compounds or compositions of the invention employed in therapy may be administered in various oral forms including, but not limited to, tablets, capsules, pills, lozenges, powders, granules, elixirs, tinctures, suspensions, syrups, and emulsions. The compounds or compositions of the invention may be delivered by any pharmaceutically acceptable route and in any pharmaceutically acceptable dosage form. These include, but are not

limited to the use of oral conventional rapid-release, time controlled-release, and delayed-release pharmaceutical dosage forms. The active drug components may be administered in a mixture with suitable pharmaceutical diluents, excipients or carriers (collectively referred to herein as "*carrier*" materials) suitably selected to with respect to the intended form of administration.

[0088] In instances in which the composition for oral administration is in the form of a tablet or capsule, the compounds or compositions of the invention may be combined with a non-toxic pharmaceutically acceptable inert carrier such as lactose, starch, sucrose, glucose, modified sugars, modified starches, methylcellulose and its derivatives, dicalcium phosphate, calcium sulfate, mannitol, sorbitol, and other reducing and non-reducing sugars, magnesium stearate, stearic acid, sodium stearyl fumarate, glyceryl behenate, calcium stearate and the like. For oral administration in liquid form, the compounds or compositions of the invention may be combined with non-toxic pharmaceutically acceptable inert carriers such as ethanol, glycerol, water and the like. When desired or required, suitable binders, lubricants, disintegrating agents and coloring and flavoring agents may also be incorporated into the mixture. Stabilizing agents such as antioxidants, propyl gallate, sodium ascorbate, citric acid, calcium metabisulphite, hydroquinone, and 7-hydroxycoumarin may also be added to stabilize the dosage forms. Other suitable compounds may include gelatin, sweeteners, natural and synthetic gums such as acacia, tragacanth, or alginates, carboxymethylcellulose, polyethylene, glycol, waxes and the like.

[0089] Alternatively, the compounds or compositions of the invention may be administered in controlled release formulations such as a slow release or a fast release formulation. Such controlled release formulations may be prepared using methods known to those skilled in the art. The method of administration may be determined by the attending physician or other person skilled in the art after an evaluation of the subject's condition and requirements.

[0090] For purposes of parenteral administration, solutions in sesame or peanut oil or in aqueous propylene glycol may be employed, as well as sterile aqueous solutions of the corresponding water-soluble salts. Such aqueous solutions may be suitably buffered, if necessary, and the liquid diluent first rendered isotonic with sufficient saline or glucose. These aqueous solutions may be especially suitable for intravenous, intramuscular, subcutaneous and intraperitoneal injection purposes. The sterile aqueous media employed may be readily obtainable by standard techniques known to

those skilled in the art. Methods of preparing various pharmaceutical compositions with a certain amount of active ingredient are known, or will be apparent in light of this disclosure, to those skilled in this art.

[0091] The invention further provides a method for preventing or reducing the risk of developing a disease, disorder or pathological conditions associated with or inflicted by alcohol consumption. Such method comprises the administration of a prophylactically effective amount of at least one compound of the invention or of any composition comprising the same, to a person at risk of developing any of the said conditions.

[0092] The term "*prophylactically effective amount*" as used herein is intended to mean that amount of a the drug of the invention or a pharmaceutical composition comprising the same, that will prevent or reduce the risk of occurrence or recurrence of the biological or medical event that is sought to be prevented in a tissue, a system, animal or human.

[0093] It should be noted that for the methods of treatment and prevention provided in the present invention, the therapeutically effective amount, or dosage, may be dependent on the severity and responsiveness of the disease state to be treated, with the course of treatment lasting from, for example, several days to several months, or until a cure is effected or a diminution of the disease state is achieved. Optimal dosing schedules may be calculated from measurements of drug accumulation in the body of the patient. Persons of ordinary skill can easily determine optimum dosages, dosing methodologies and repetition rates. In general, dosage is calculated according to body weight, and may be given once or more daily, weekly, monthly or yearly, or even once every 2 to 20 years. Persons of ordinary skill in the art may easily estimate repetition rates for dosing based on measured residence times and concentrations of the compounds of the invention or any composition of the invention in body fluids or tissues. Following successful treatment, it may be desirable to have the patient undergo maintenance therapy to prevent the recurrence of the disease state, wherein the combined composition of the invention is administered in maintenance doses, once or more daily.

[0094] According to another aspect, the invention relates to the use of a therapeutically effective amount of at least one compound or composition of the invention or any combination or mixture thereof, in the preparation of a medicament for the treatment or prevention of a disorder, disease or condition associated with or

inflicted by alcohol consumption, particularly excessive alcohol consumption as described herein.

[0095] It should be noted that where the drug and optionally the additional therapeutic agent (s) are formulated in an enteric coated dosage form, a substantial release of the compound from the dosage form after oral administration to a patient may be delayed until passage of the dosage form through the stomach.

[0096] It is to be understood that the invention is not limited to the particular examples, process steps, and materials disclosed herein as such process steps and materials may vary.

[0097] Throughout this specification and the claims which follow, unless the context requires otherwise, the word "*comprise*", and variations such as "*comprises*" and "*comprising*", will be understood to imply the inclusion of a stated integer or step or group of integers or steps but not the exclusion of any other integer or step or group of integers or steps.

[0098] The use of the terms "*a*" and "*an*" and "*the*" and similar referents in the context of describing the invention (especially in the context of the following claims) are to be construed to cover both the singular and the plural, unless otherwise indicated herein or clearly contradicted by context. The terms "*comprising*" "*having*" "*including,*" and "*containing*" are to be construed as open-ended terms (i.e., meaning "*including, but not limited to,*") unless otherwise noted. Recitation of ranges of values herein are merely intended to serve as a shorthand method of referring individually to each separate value falling within the range, unless otherwise indicated herein, and each separate value is incorporated into the specification as if it were individually recited herein. All methods described herein may be performed in any suitable order unless otherwise indicated herein or otherwise clearly contradicted by context. The use of any and all examples, or exemplary language (e.g., "*such as*") provided herein, is intended merely to better illuminate the invention and does not pose a limitation on the scope of the invention unless otherwise claimed. No language in the specification should be construed as indicating any non-claimed element as essential to the practice of the invention.

[0099] All references, including publications, patent applications, and patents, cited herein are hereby incorporated by reference to the same extent as if each reference were individually and specifically indicated to be incorporated by reference and were set forth in its entirety herein.

[00100] Certain embodiments of this invention are described herein. Variations of certain embodiments may become apparent to those of ordinary skill in the art upon reading the foregoing description. The inventors expect skilled artisans to employ such variations as appropriate, and the inventors intend for the invention to be practiced otherwise than as specifically described herein. Accordingly, this invention includes all modifications and equivalents of the subject matter recited in the claims appended hereto as permitted by applicable law. Moreover, any combination of the above-described elements in all possible variations thereof is encompassed by the invention unless otherwise indicated herein or otherwise clearly contradicted by context.

[00101] The references in this specification to any prior publication (or information derived thereof), or to any matter which is known, is not, and should not be taken as an acknowledgment or admission or any form of suggestion that that prior publication (or information derived thereof) or known matter forms part of the common general knowledge in the field of endeavour to which this specification relates.

[00102] Reference is now made to the following examples, which together with the above description, serve to illustrate the invention but without in any way limiting its scope. The following Examples are representative of techniques employed by the inventors in carrying out aspects of the present invention. It should be appreciated that while these techniques are exemplary of preferred embodiments for the practice of the invention, those of skill in the art, in light of the present disclosure, will recognize that numerous modifications may be made without departing from the spirit and intended scope of the invention.

EXAMPLES

EXAMPLE 1: *Preparation of pyridoxamine, L-2-pyrrolidone-5-carboxylate (Salt II)*

Preparation of pyridoxine free base

[00103] 1.2 g (5 mmol) of pyridoxamine dihydrochloride (Aldrich) was dissolved in 6 mL water in an Erlenmeyer and a solution of 1 g sodium bicarbonate (12 mmol) in 15 mL water was added with liberation of CO₂. The solution was cooled to 0° C to afford crystallization. After some time, the precipitated crystals were collected by

filtration, washed with cold water and dried to yield 0.73 g (87%) of the pyridoxamine free base.

Preparation of L-pyroglutamic acid

[00104] 20 g of monosodium glutamate (Aldrich) was mixed with 11 mL of HCl 32% and the pH was adjusted to about 2.5 (using HCl). The mixture was heated to above 100° C in an autoclave for 10 hours. Then, the solution was evaporated to dryness to obtain the L-pyroglutamic acid.

Preparation of the salt

[00105] 313 mg of L-pyroglutamic acid (2.43 mmol) was dissolved under heating at about 40° C in about 4 mL ethanol followed by addition of 409 mg (2.43 mmol) of the free pyridoxamine base (as obtained above) to give a clear solution. The solution was left aside for 3 hours at ambient temperature to give a solid mass. In order to enable mixing, additional 2 mL of ethanol was added and the crystals were cooled for half an hour in ice cold water, collected by filtration, washed with cold ethyl alcohol and dried to yield 600 mg of *Salt IId* in 83% yield.

¹H NMR (DMSO-d₆), δ ppm: 1.9(m, 1H), 2.1(m 2H), 2.3(m, 1H), 2.4(s, 3H), 2.5(s, 1H), 4.1(m, 1H), 4.9(s, 2H), 7.8(s, 1H), 8.2(s, 1H)

EXAMPLE 2: *Preparation of 3-hydroxy-5-(hydroxymethyl)-2-methylisonicotinaldehyde-mono ethyl acetal, L-2-pyrrolidone-5-carboxylate (Salt IIe)*

Preparation of pyridoxal free base

[00106] 1.016 g (5 mmol) of pyridoxal hydrochloride (Aldrich) was placed in an Erlenmeyer and a solution of 0.456 g sodium bicarbonate (5.4 mmol) in 5 mL water was added. The resulting solution was set aside for some time and crystals precipitated. The thus precipitated crystals were collected by filtration, washed with cold water and dried to afford 0.68 g of the pyridoxal free base (80% yield).

Preparation of the salt

[00107] 471 mg (2.8 mmol) of the pyridoxal free base was dissolved in a mixture of 16.5 mL ethanol and 3.5 mL water and heated to about 60° C, followed by addition of 364 mg (2.8 mmol) of L-pyroglutamic acid to give a clear solution. The

solution is left aside and several portions of ethanol were added followed by drying of the solution to dryness to yield 930 mg of *Salt IIe* as hemiacetal in 93% yield.

^1H NMR (D_2O), δ ppm: 1.3(t, 3H), 2.1(m 1H), 2.4(m, 2H), 2.5(m, 1H), 2.6(s, 3H), 3.7(q, 2H), 4.3(m, 1H), 4.7(s, 2H), 6.7(s, 1H), 8.1(s, 1H).

EXAMPLE 3: *Preparation of pyridoxine, (S)-oxo-2-piperidine carboxylate (Salt IIIc)*

[00108] 169.2 mg of pyridoxine free base (1 mmol) and 143.1 mg of (S)-oxo-2-piperidine carboxylic acid (1 mmol) (Aldrich) were weighed into a vial and mixed with about 0.2 mL of a solution of isopropyl alcohol containing 4.4% water. The mixture was heated in the closed vial to a temperature of about 35°C . The mixture was gradually cooled to room temperature overnight. Then, about 2.5 mL of isopropyl alcohol was added under boiling to give a clear solution, and the solution was left to cool to room temperature. Diethyl ether was added and the mixture was maintained at a temperature of about -18°C to afford crystallization. The crystals were obtained by filtration, washed with cold isopropyl alcohol and dried to yield 270 mg of *Salt IIIc* in 86% yield.

^1H NMR (D_2O), δ ppm: 1.1 (m, 2H), 1.7 (m, 1H), 2.0(m, 1H), 2.3 (t, 2H), 2.5(s, 3H), 3.9(m 1H), 4.7(s, 2H), 4.9(s, 2H), 8.0(s, 1H).

EXAMPLE 4: *Preparation of pyridoxine, L-2-pyrrolidone-4-methyl-5-carboxylate (Salt IIa)*

Preparation of L-2-pyrrolidone-4-methyl-5-carboxylate

[00109] 25 g of chemically pure (2S, 3S)-3-methyl glutamic acid are suspended in 25 mL of water in an autoclave and heated at 140°C for 5 hours. The warm solution is decolorized with activated carbon and cooled gradually to room temperature and then to 4°C , during which time a precipitate is formed. The precipitate is isolated by filtration and crystallized from acetone to obtain white crystals.

Preparation of the salt

[00110] 14.3 g of L-2-pyrrolidone-4-methyl-5-carboxylate produced as described above and 16.9 g of pyridoxine base are thoroughly sieved and mixed for half an hour. A solution containing 86 mL isopropanol and 4 mL deionized water is added to the mixture and the resulting solution is stirred for half an hour at 35°C during which time a thick solid is obtained. The thus formed solid is filtered off and vacuum dried

at 38°C for 24 hours. The resulting solid is dissolved in about 60 mL of boiling isopropanol and the mixture is allowed to reach 38° C to enable crystallization. The thus formed crystals are filtered off and vacuum dried at 38° C for additional 24 hours to obtain solid Salt IIa.

EXAMPLE 5: Preparation of pyridoxine, N-methyl-L-2-pyrrolidone-5-carboxylate (Salt IIb)

[00111] L-pyroglutamic acid ethyl ester (10 g, 0.07 mole) is dissolved in tetrahydrofuran (100 mL) and cooled to 0° C. Sodium hydride (2 g, in a 60% suspension in oil, 0.084 mole) is added to the mixture, followed by addition of methyl iodide (5.2 mL, 0.084 mole) under constant mixing. The mixture is allowed to warm up to ambient temperature and mixed for an additional hour. The solvent is evaporated under reduced pressure and water is added (10 mL). The aqueous layer is extracted with dichloromethane, which is evaporated to yield the crude 1-methyl-L-pyroglutamic acid ethyl ester.

[00112] The obtained crude 1-methyl-L-pyroglutamic acid ethyl ester is dissolved in methanol (100 mL) and a solution of 2N sodium hydroxide (35 mL) is added. The mixture is heated at reflux for 3 hours then cooled and the methanol is evaporated. The resulting aqueous solution is acidified to pH 2 using HCl 1M, washed with dichloromethane and evaporated to yield 1-methyl-L-pyroglutamic acid.

[00113] 2.86 g of 1-methyl-L-pyroglutamic acid and 3.38 g of pyridoxine base are thoroughly sieved and mixed for half an hour. A solution containing 20 mL isopropanol and 1 mL deionized water is added to mixture and the resulting solution is stirred for half an hour at 35° C during which time a thick solid is obtained. The thus formed solid is filtered off and vacuum dried at 38° C for 24 hours. The resulting solid is dissolved in about 60 mL of boiling isopropanol and the mixture is allowed to reach 38°C to enable crystallization. The thus formed crystals are filtered off and vacuum dried at 38° C for additional 24 hours to obtain Salt IIb.

EXAMPLE 5A: Preparation of 1-methyl-L-pyroglutamic acid

[00114] 25 g of chemically pure N-methyl-L-glutamic acid is suspended in 25 mL of water in a autoclave and heated to 140° C for 5 hours. The warm solution is decolorized with activated carbon and cooled gradually to room temperature and then

to 4° C, during which time a precipitate is formed. The precipitate is isolated by filtration and crystallized from acetone to obtain white crystals.

EXAMPLE 6: Preparation of 4,5-bis(ethoxymethyl)-3-ethoxy-2-methyl-pyridine, L-2-pyrrolidone-5-carboxylate (Salt IIc)

[00115] Equimolar quantities of pyridoxine, ethyl iodide along with sodium hydroxide are admixed in an autoclave together with DMF and heated to 110° C for 3 hours. The product is recovered, analyzed by HPLC and purified.

[00116] Equimolar quantities of the purified product and L-pyrroglutamic acid are thoroughly sieved and mixed for half an hour. A solution containing 20 mL isopropanol and 1 mL deionized water is added to mixture and the resulting solution is stirred for half an hour at 35° C during which time a thick solid is obtained. The thus formed solid is filtered off and vacuum dried at 38° C for 24 hours. The resulting solid is dissolved in about 60 mL of boiling isopropanol and the mixture is allowed to reach 38° C to enable crystallization. The thus formed crystals are filtered off and vacuum dried at 38°C for additional 24 hours to obtain Salt IIc.

BIOLOGICAL EXAMPLE A: Reduction of GSH activity in human hepatocellular carcinoma cell line

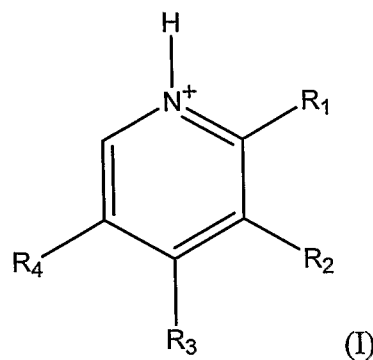
[00117] The efficacy of the salt adducts of the invention is tested according to the GSH content assay described by Gutiérrez-Ruiz, M. C. et al. [*Pharmacological Research, Vol. 44, No. 5, 2001, ibid.*]. Human hepatocellular carcinoma cell line HepG2 are grown in monolayer culture at 37° C in disposable plastic bottles in a humidified atmosphere of 95% air and 5% CO₂. Twenty-four hours after seeding, culture media are changed for serum-free media containing ethanol 50 mM and the tested salts and are incubated for 24 h. Cells are washed twice with PBS and gently scraped into 0.5 mL of PBS. An aliquot is taken to determine protein. Standard curves are established using known GSH dilutions. Reduced (GSH) is measured by glutathione reductase and NADPH followed by reduction of the colorimetric reagent 5-50-dithio-bis-(2-nitrobenzoic acid) by GSH.

BIOLOGICAL EXAMPLE B: Ethanol clearance in animals treated with salt adducts of the invention

[00118] The efficacy of the compounds of the invention is tested according to the method described by Calabrese, V. et al. in *Int. J. Tiss. Reac.* XVII (3) 101-108 (1995). Two groups of male Wistar rats weighing 250-300 g are treated with a dose of 2g/kg body weight of 20% ethanol solution for seven days. One group is treated with the tested salt 1 hour before ethanol administration. The second group serves as a control. At the end of the treatment period, blood samples are removed at different times by cardiac puncture. The blood is centrifuged and plasma samples are analysed for ethanol content by head-space gas-chromatography. Ethanol concentrations are calculated based on a standard curve comparing peak height between standards and tested samples.

CLAIMS:

1. A salt adduct comprising at least one positively charged moiety being a pyridoxine or a derivative thereof and at least one carboxylated 5- to 7-membered lactam ring, optionally additionally substituted; provided that when said carboxylated lactam ring is an L-2-pyrroglutamate, said positively charged moiety is other than pyridoxine.
2. A salt adduct according to claim 1, wherein said positively charged moiety is a compound of formula (I):



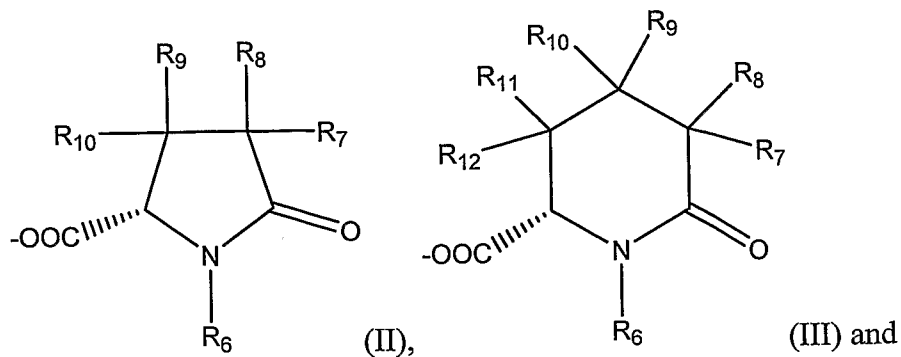
wherein

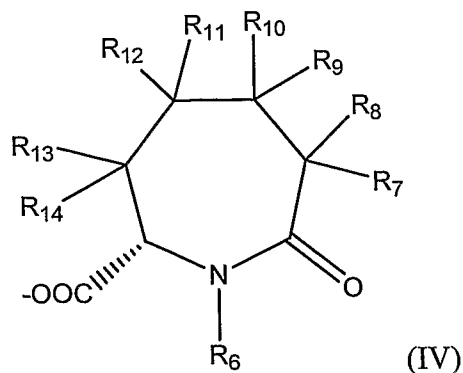
R₁ is straight or branched C₁-C₆ alkyl;

R₂ is selected from -OH, straight or branched C₁-C₆ alkoxy, and straight or branched C₁-C₆ alkoxy-carbonyl;

R₃ and R₄ are each independently selected from formyl, straight or branched C₁-C₆ alkyl optionally substituted by at least one halogen, amine, hydroxyl, C₁-C₆ alkoxy, thiol, C₁-C₆ alkoxy-carbonyl.

3. A salt adduct according to claim 1, wherein said carboxylated lactam ring is selected from the group consisting of:



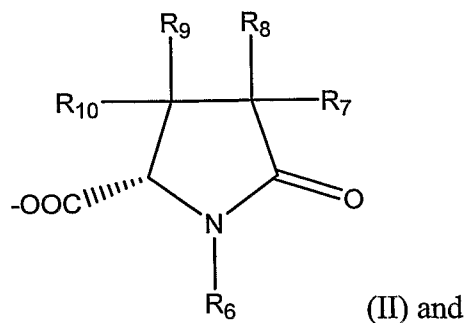


wherein

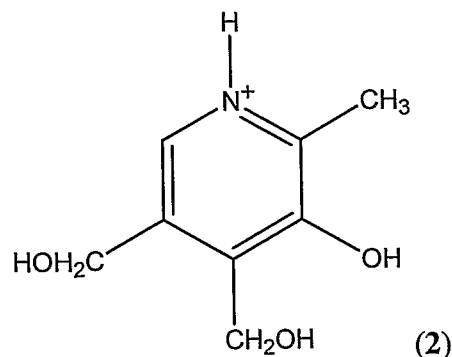
R_6 is selected from H, straight or branched C_1 - C_6 alkyl optionally substituted by at least one halogen, straight or branched C_2 - C_6 alkenyl, straight or branched C_2 - C_6 alkynyl, cycloalkyl, aryl and heteroaryl optionally substituted by a C_1 - C_6 alkyl;

R_7 , R_8 , R_9 , R_{10} , R_{11} , R_{12} , R_{13} and R_{14} are each independently selected from H, straight or branched C_1 - C_6 alkyl, C_2 - C_6 alkenyl, C_2 - C_6 alkynyl, cycloalkyl, aryl and heteroaryl optionally substituted by at least one group selected from C_1 - C_6 alkyl, halogen, amino, cyano, nitro, thiol, C_1 - C_6 alkoxy, aminocarbonyl, C_1 - C_6 alkoxy carbonyl, C_1 - C_6 carboxyalkyl, C_1 - C_6 alkoxy carbonylalkyl and amidino.

4. A salt adduct according to claim 1, wherein said carboxylated lactam ring is a compound of formula (II):

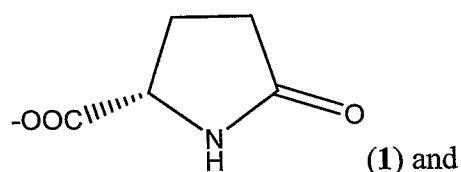


said positively charged moiety is compound (2):

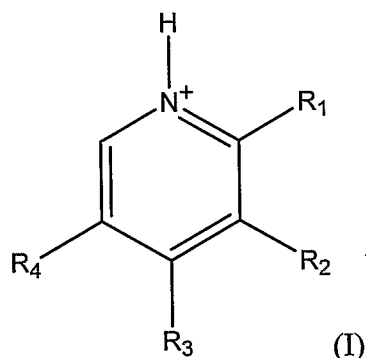


wherein R₆, R₇, R₈, R₉ and R₁₀ are as defined in claim 3.

5. A salt adduct according to claim 1, wherein said carboxylated lactam ring is compound (1):



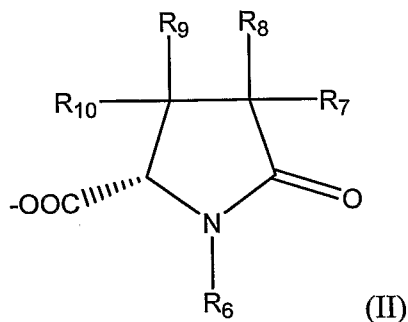
said positively charged moiety is a compound of formula (I):



wherein R₁, R₂, R₃ and R₄ are as defined in claim 2.

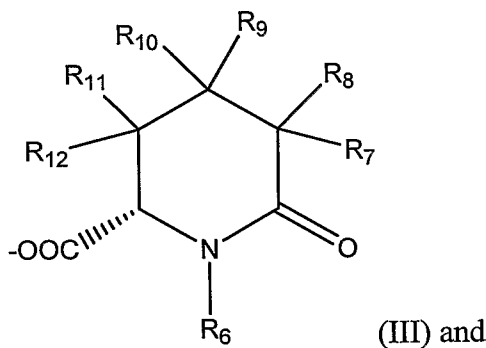
6. A salt adduct according to claim 5, wherein R₁ is a C₁-C₆ alkyl and R₂, R₃ and R₄ are as defined above.
7. A salt adduct according to claim 5, wherein R₂ is selected from -OH and C₁-C₆ alkoxy; and R₁, R₃ and R₄ are as defined in claim 2.
8. A salt adduct according to claim 5, wherein R₃ is -CH₂R₁₅, wherein R₁₅ is selected from -C₁-C₆ alkoxy, -OH and -NH₃⁺; and R₁, R₂ and R₄ are as defined in claim 2.

9. A salt adduct according to claim 5, wherein R_4 is selected from formyl and $-\text{CH}_2\text{R}_{16}$, wherein R_{16} is selected from $-\text{C}_1\text{-C}_6$ alkoxy and $-\text{OH}$; and R_1 , R_2 and R_3 are as defined in claim 2.
10. A salt adduct according to claim 3, wherein said carboxylated lactam ring is a compound of formula (II):

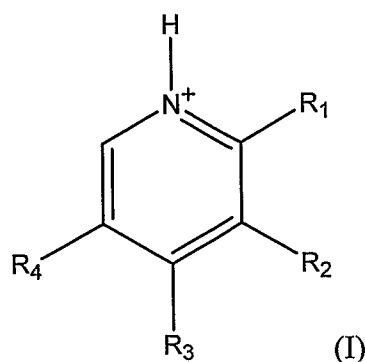


wherein R_6 , R_7 , R_8 , R_9 and R_{10} are as defined in claim 3.

11. A salt adduct according to claim 10, wherein R_6 is $\text{C}_1\text{-C}_6$ alkyl.
12. A salt adduct according to claim 10, wherein R_9 is $\text{C}_1\text{-C}_6$ alkyl.
13. A salt adduct according to claim 3, wherein said carboxylated lactam ring is a compound of formula (III):

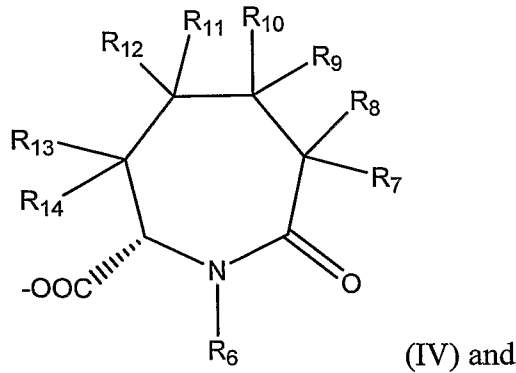


said positively charged moiety is a compound of formula (I):

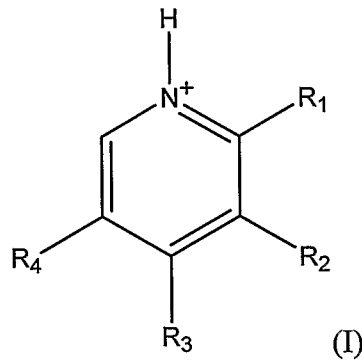


wherein $R_1, R_2, R_3, R_4, R_6, R_7, R_8, R_9, R_{10}, R_{11}$ and R_{12} are as defined in claims 2 and 3.

14. A salt adduct according to claim 3, wherein said carboxylated lactam ring is a compound of formula (IV):

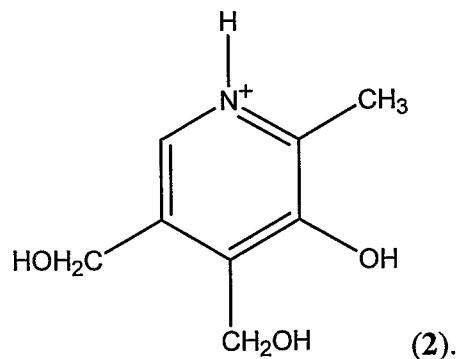


said positively charged moiety is a compound of formula (I):

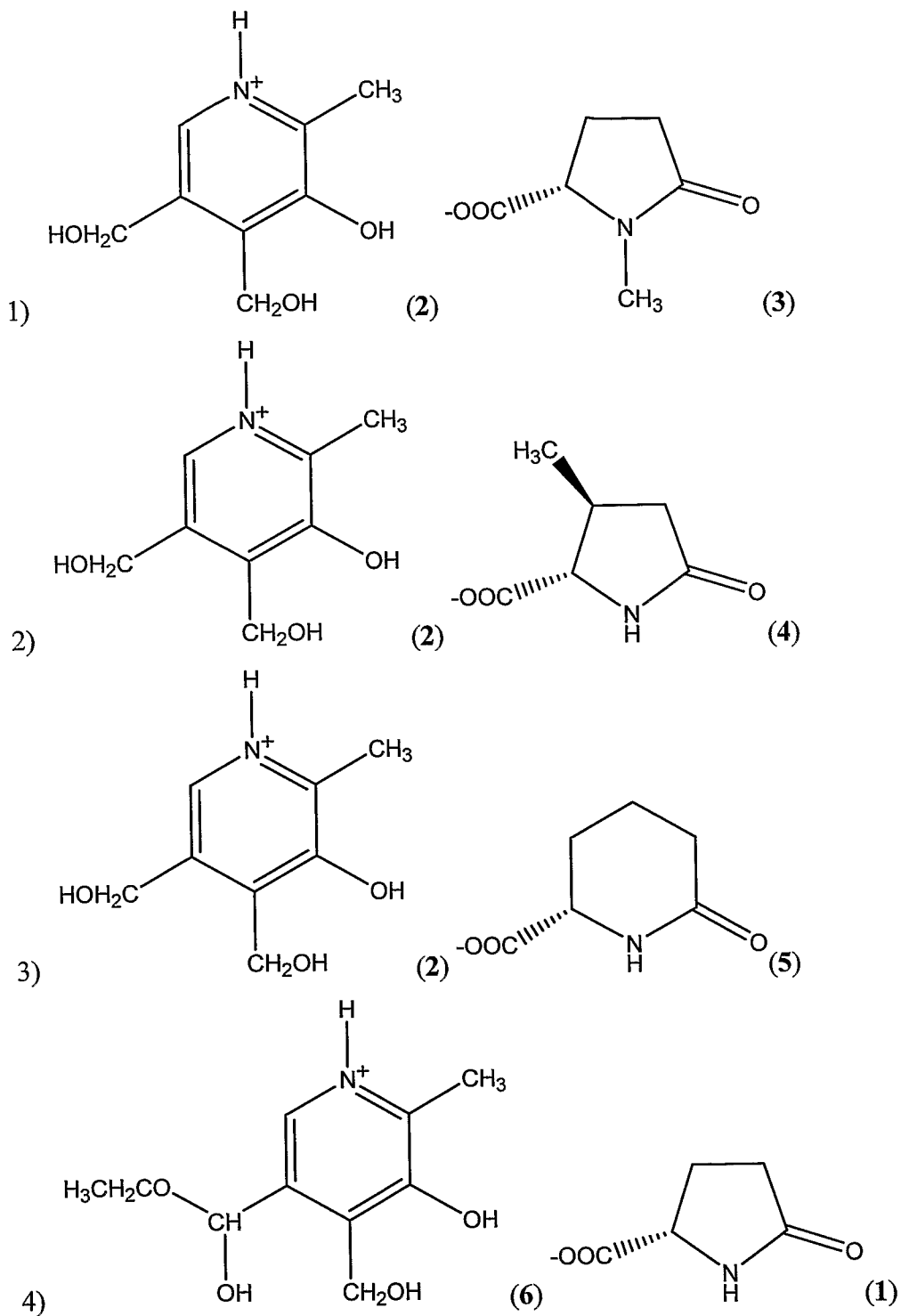


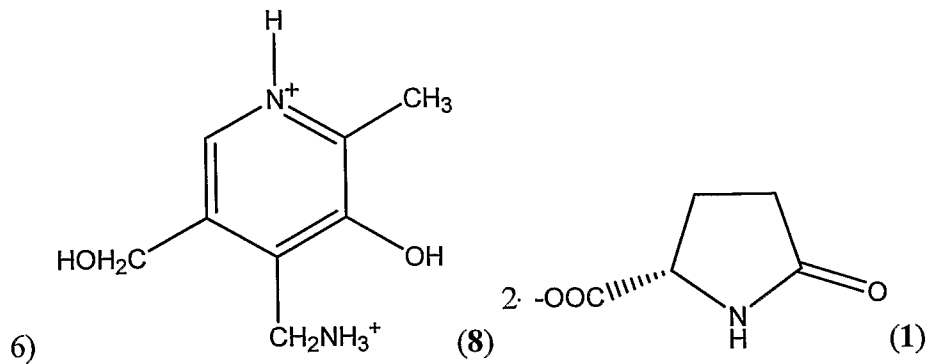
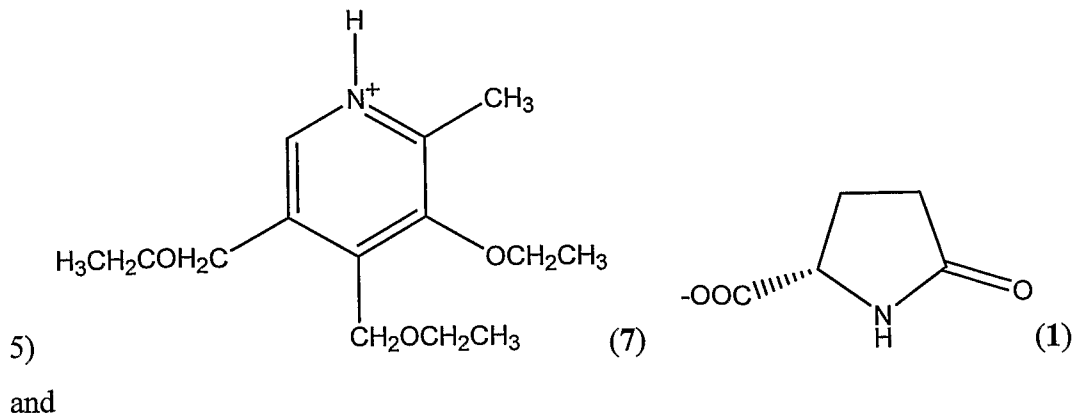
wherein R_1, R_2, R_3, R_4 , wherein $R_6, R_7, R_8, R_9, R_{10}, R_{11}, R_{12}, R_{13}$ and R_{14} are as defined in claims 2 and 3.

15. A salt adduct according to any one of claims 13 or 14, wherein said positively charged moiety is compound (2):



16. A salt adduct according to any one of the preceding claims selected from the following group:





17. A pharmaceutical composition comprising a salt adduct of any one of the preceding claims.
18. A pharmaceutical composition according to claim 17, for use in the treatment or prevention of a disease or disorder associated with or inflicted by alcohol consumption.
19. A pharmaceutical composition according to claim 17, for use in shortening the half-life of ethanol in the blood of a subject.
20. Use of a salt adduct according to any one of claims 1 to 16 for the preparation of a pharmaceutical composition for the treatment or prevention of a disease or disorder associated with or inflicted by alcohol consumption.
21. Use according to claim 20, wherein said disease or disorder is selected from alcohol intoxication, alcoholism, cardiovascular disease, hypertension, coronary heart disease, ischemic stroke, malabsorption, pancreatitis, liver diseases, cancer, CNS damage, neuropsychiatric or

neurological impairment, neoplasms, psychiatric disorders or any combination thereof.

22. Use of a salt adduct according to any one of claims 1 to 16 for the preparation of a pharmaceutical composition capable of shortening the half-life of ethanol in the blood of a subject.
23. A method for treating or preventing a disease or disorder associated with or inflicted by alcohol consumption, comprising administering to a subject in need thereof an effective amount of a salt adduct of any one of claims 1 to 16.
24. A method according to claim 23, wherein said disease or disorder is selected from alcohol intoxication, alcoholism, cardiovascular disease, hypertension, coronary heart disease, ischemic stroke, malabsorption, pancreatitis, liver diseases, cancer, CNS damage, neuropsychiatric or neurological impairment, neoplasms, psychiatric disorders or any combination thereof.
25. A method of shortening the half-life of ethanol in the blood of a subject, comprising administering to a subject in need thereof an effective amount of a salt adduct of any one of claims 1 to 16.
26. A kit for reducing the effect of alcohol intoxication, comprising at least one container comprising a salt adduct according to any one of claims 1 to 16, and instructions for use thereof.
27. A kit according to claim 26, further comprising means for administering said salt adduct.

INTERNATIONAL SEARCH REPORT

International application No

PCT/IL2009/000741

A. CLASSIFICATION OF SUBJECT MATTER

INV. A61P25/32 A61K31/4427 A61K31/4439 A61K31/444 C07D213/67

According to International Patent Classification (IPC) or to both national classification and IPC

B. FIELDS SEARCHED

Minimum documentation searched (classification system followed by classification symbols)

A61P A61K C07D

Documentation searched other than minimum documentation to the extent that such documents are included in the fields searched

Electronic data base consulted during the international search (name of data base and, where practical, search terms used)

EPO-Internal, WPI Data, EMBASE, BIOSIS, BEILSTEIN Data, CHEM ABS Data

C. DOCUMENTS CONSIDERED TO BE RELEVANT

Category*	Citation of document, with indication, where appropriate, of the relevant passages	Relevant to claim No.
X	FR 2 172 906 A (FABRE SA PIERRE [FR]) 5 October 1973 (1973-10-05) page 7, line 22; example 1 claims 1-5	1
Y	WO 2008/066353 A (SEOUL NAT UNIV IND FOUNDATION [KR]; KIM SANG GEON [KR]; KI SUNG HWAN []) 5 June 2008 (2008-06-05) abstract page 2, line 6 - page 3, line 10	1-27
Y	US 4 313 952 A (BALDACCI MASSIMO) 2 February 1982 (1982-02-02) abstract column 1, line 38 - column 3, line 17 claim 1	1-27
	----- -/--	

 Further documents are listed in the continuation of Box C. See patent family annex.

* Special categories of cited documents :

- *A* document defining the general state of the art which is not considered to be of particular relevance
- *E* earlier document but published on or after the international filing date
- *L* document which may throw doubts on priority claim(s) or which is cited to establish the publication date of another citation or other special reason (as specified)
- *O* document referring to an oral disclosure, use, exhibition or other means
- *P* document published prior to the international filing date but later than the priority date claimed

- *T* later document published after the international filing date or priority date and not in conflict with the application but cited to understand the principle or theory underlying the invention
- *X* document of particular relevance; the claimed invention cannot be considered novel or cannot be considered to involve an inventive step when the document is taken alone
- *Y* document of particular relevance; the claimed invention cannot be considered to involve an inventive step when the document is combined with one or more other such documents, such combination being obvious to a person skilled in the art.
- * & * document member of the same patent family

Date of the actual completion of the international search

4 November 2009

Date of mailing of the international search report

10/11/2009

Name and mailing address of the ISA/

European Patent Office, P.B. 5818 Patentlaan 2
NL - 2280 HV Rijswijk
Tel. (+31-70) 340-2040,
Fax: (+31-70) 340-3016

Authorized officer

Garabatos-Perera, J

INTERNATIONAL SEARCH REPORT

International application No

PCT/IL2009/000741

C(Continuation). DOCUMENTS CONSIDERED TO BE RELEVANT

Category*	Citation of document, with indication, where appropriate, of the relevant passages	Relevant to claim No.
Y,P	WO 2009/004629 A (ALCOBRA LTD [IL]; MEGIDDO GUR [IL]; MEGIDDO DALIA [IL]; YAMIN RINA [IL]) 8 January 2009 (2009-01-08) abstract claims 1-37	1-27

INTERNATIONAL SEARCH REPORT

International application No.
PCT/IL2009/000741

Box No. II Observations where certain claims were found unsearchable (Continuation of item 2 of first sheet)

This international search report has not been established in respect of certain claims under Article 17(2)(a) for the following reasons:

1. Claims Nos.:
because they relate to subject matter not required to be searched by this Authority, namely:

2. Claims Nos.:
because they relate to parts of the international application that do not comply with the prescribed requirements to such an extent that no meaningful international search can be carried out, specifically:

3. Claims Nos.:
because they are dependent claims and are not drafted in accordance with the second and third sentences of Rule 6.4(a).

Box No. III Observations where unity of invention is lacking (Continuation of item 3 of first sheet)

This International Searching Authority found multiple inventions in this international application, as follows:

see additional sheet

1. As all required additional search fees were timely paid by the applicant, this international search report covers allsearchable claims.
2. As all searchable claims could be searched without effort justifying an additional fees, this Authority did not invite payment of additional fees.
3. As only some of the required additional search fees were timely paid by the applicant, this international search report covers only those claims for which fees were paid, specifically claims Nos.:

4. No required additional search fees were timely paid by the applicant. Consequently, this international search report is restricted to the invention first mentioned in the claims; it is covered by claims Nos.:

Remark on Protest

- The additional search fees were accompanied by the applicant's protest and, where applicable, the payment of a protest fee.
- The additional search fees were accompanied by the applicant's protest but the applicable protest fee was not paid within the time limit specified in the invitation.
- No protest accompanied the payment of additional search fees.

FURTHER INFORMATION CONTINUED FROM PCT/ISA/ 210

This International Searching Authority found multiple (groups of) inventions in this international application, as follows:

1. claims: 4-12(completely); 1-3, 16-27(partially)

A salt adduct comprising a carboxylated 5-membered lactam ring and related subject-matter

2. claims: 13-15(completely); 1-3, 16-27(partially)

A salt adduct comprising a carboxylated 6- to 7-membered lactam ring and related subject-matter

INTERNATIONAL SEARCH REPORT

Information on patent family members

International application No

PCT/IL2009/000741

Patent document cited in search report		Publication date	Patent family member(s)	Publication date
FR 2172906	A	05-10-1973	NONE	
WO 2008066353	A	05-06-2008	EP 2097082 A1 KR 20080049416 A	09-09-2009 04-06-2008
US 4313952	A	02-02-1982	IT 1131856 B	25-06-1986
WO 2009004629	A	08-01-2009	NONE	